



# Commission on Judicial Performance

---

## **The Honorable Dennis A. Graham** 2012 Judicial Performance Survey Report Court of Appeals





March 26, 2012

The Honorable Dennis A. Graham  
Colorado Court of Appeals  
101 West Colfax Avenue, Suite 800  
Denver, CO 80202

Dear Judge Graham:

I am pleased to make available to you the attached copy of your 2012 Judicial Performance Survey Report. This report includes the survey results from three important stakeholder groups: 1) attorneys who have had cases heard before a Court of Appeals panel of which you authored an opinion, concurrence, or dissent; 2) Court of Appeals staff attorneys; and 3) district judges and appellate judges. It's important to note that Court of Appeals non-attorney employees were also asked to evaluate the judges (using the non-attorney survey), but the results are not included in this report due to the very low number of completed surveys.

In addition to this introduction, the report is divided into five main sections:

1. A brief summary of the results of the attorney survey (which includes Court of Appeals staff attorneys) and the district/appellate judge survey.
2. The numerical results of the survey of attorneys in both tabular and graphical form. In addition to the numerical results, this section also contains comments attorneys made about your judicial performance. In some instances the comments have been redacted to eliminate respondent identifying information. A copy of the attorney questionnaire is included in the final section of this report.
3. The numerical results of the survey of district judges and appellate judges in both tabular and graphical form, and any comments the judges might have made about your judicial performance. In some instances the comments have been redacted to eliminate respondent identifying information. A copy of the district/appellate judge questionnaire is in the final section of this report.
4. The fourth section of the report discusses the methodology of the surveys.
5. The final section provides copies of the questions or questionnaires that were used for each survey.

Hon. Dennis A. Graham

March 26, 2012

Page 2

If you have any questions about the methodology and how the survey was conducted, please feel free to contact me at 505-821-5454 or by email at [sanderoff@rpinc.com](mailto:sanderoff@rpinc.com) (please put the words "Judicial Performance" in the subject line), and for any other questions you might have about the survey please call the Executive Director of the Office of Judicial Performance Evaluation, Jane Howell, at 303-866-6465.

Best regards,

A handwritten signature in black ink that reads "Brian Sanderoff". The signature is written in a cursive style with a large initial "B" and a stylized "S".

Brian Sanderoff  
President

enc:

# Summary of Results

Respondents rated judges on various questions using an A to F scale, in which the grades were then converted to numerical scores: A= 4, B=3, C=2, D=1 and F=0. An average score of 4.0 is the highest possible score and a 0.0 is the lowest possible score. Attorneys assigned Judge Dennis A. Graham an overall average grade of 3.25, and the district judges and appellate judges assigned Judge Graham an overall average grade of 3.61, resulting in a combined average grade of 3.43.

<b>Judge Graham Average Grades (All Years)</b>			
	<b>Combined</b>	<b>Attorneys</b>	<b>District and Appellate Judges</b>
<b>Overall Grade</b>	3.43	3.25	3.61
<b>Sample Size</b>	-	197	101

Table 1

The results presented in this report are based on data collected from 2005 through 2011. (See Methodology section for description of sampling process.) Provisional judges will not have samples for the years prior to their appointment. The table below shows Judge Graham's overall average grades from attorneys for each year in which survey results are available, compared to the overall average grades for all Court of Appeals judges standing for retention in 2012.

<b>Judge Graham Average Attorney Grades by Year</b>				
<b>Year</b>	<b>Judge Graham</b>		<b>All COA Retention Judges</b>	
	<b>Average Score</b>	<b>Sample Size</b>	<b>Average Score</b>	<b>Sample Size</b>
<b>2005</b>	3.82	3	3.75	20
<b>2006</b>	3.81	2	3.67	27
<b>2007</b>	3.64	10	3.46	90
<b>2008</b>	3.46	40	3.34	178
<b>2009</b>	3.13	60	3.32	314
<b>2010</b>	3.06	46	3.18	332
<b>2011</b>	3.28	36	3.32	194
<b>All Years</b>	3.25	197	3.31	1155

Table 2

**Survey of Attorneys Regarding  
Judge Dennis A. Graham  
(Sample Size 197)**

## Survey of Attorneys Regarding Appellate Judges

<b>Judge Dennis A. Graham</b> Sample Size = 197							Average	
	A	B	C	D	Fail	DK/NA	Judge Graham	All Court of Appeals Retention Judges

### Question 2:

2a. Being fair and impartial toward each side of the case.	51%	20%	11%	8%	5%	5%	3.09	3.20
2b. Allowing parties to present their arguments and answer questions.	50%	21%	9%	3%	2%	16%	3.36	3.44
2c. Treating parties equally regardless of race, sex or economic status.	56%	9%	4%	3%	3%	26%	3.54	3.51
2d. Being courteous toward attorneys.	56%	17%	7%	2%	2%	15%	3.46	3.51
2e. Not engaging in ex parte communications.	51%	4%	0%	0%	1%	44%	3.86	3.81
2f. Being prepared for oral argument.	47%	16%	9%	4%	3%	21%	3.26	3.43
<b>Question 2 Average Grade</b>							3.43	3.48

### Question 3:

3a. Writing opinions that are clear.	41%	27%	14%	7%	5%	6%	2.97	3.16
3b. Writing opinions that adequately explain the basis of the Court's decision.	42%	25%	13%	10%	4%	6%	2.95	3.06
3c. Issuing opinions in a timely manner.	55%	26%	10%	1%	2%	6%	3.41	3.39
3d. Making decisions without regard to possible criticism.	45%	16%	9%	5%	4%	20%	3.15	3.24
3e. Making reasoned decisions based upon the law and facts.	46%	20%	14%	8%	10%	1%	2.85	2.91
3f. Refraining from reaching issues that need not be decided.	45%	23%	8%	3%	6%	15%	3.15	3.11
<b>Question 3 Average Grade</b>							3.08	3.15

<b>Overall Average Grade:</b>	<b>3.25</b>	<b>3.31</b>
-------------------------------	-------------	-------------

Note: Respondents rated judges on various questions using an A to F scale, in which the grades were then converted to numerical scores: A= 4, B=3, C=2, D=1 and F=0. An average score of 4.0 is the highest possible score and a 0.0 is the lowest possible score.

## Survey of Attorneys Regarding Appellate Judges

<b>Judge Dennis A. Graham</b>  Sample Size = 197	Percentage	
	Judge Graham	All Court of Appeals Retention Judges

6. How strongly do you recommend that Judge Graham be retained in office, or not be retained in office?

**Percentages excluding undecided/don't know responses.**

Strongly recommend retain	64%	65%
Somewhat recommend retain	14%	18%
Somewhat recommend not retain	9%	8%
Strongly recommend not retain	13%	8%
Total Retain	78%	83%
Total Not Retain	22%	16%

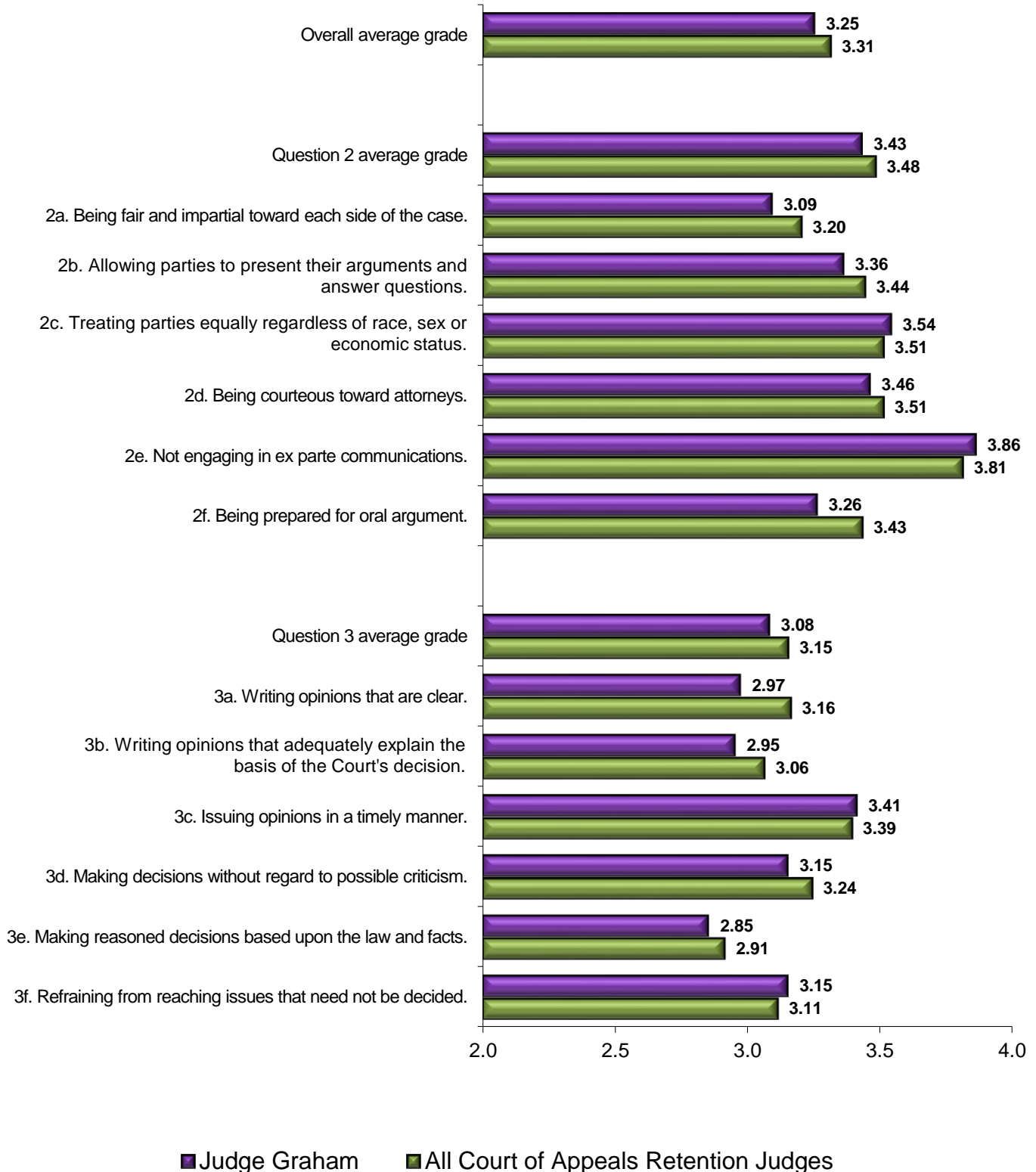
**Percentages including undecided/don't know responses.**

Strongly recommend retain	58%	59%
Somewhat recommend retain	13%	17%
Undecided or Don't Know	10%	10%
Somewhat recommend not retain	8%	7%
Strongly recommend not retain	12%	7%
Total Retain	71%	76%
Undecided/Don't Know	10%	10%
Total Not Retain	20%	14%

# Judge Dennis A. Graham

## Survey of Attorneys Regarding Appellate Judges

### Average Grades



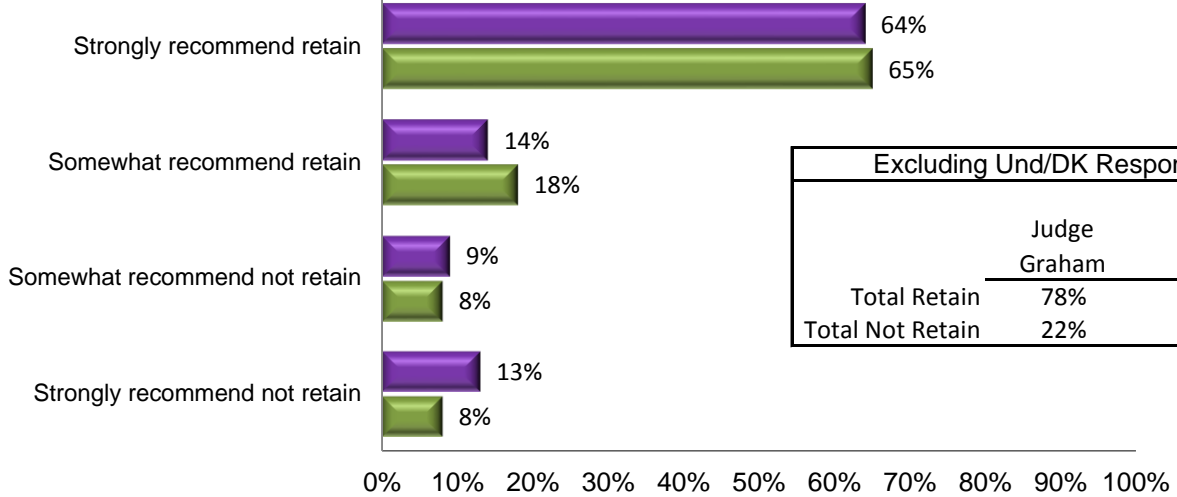


# Judge Dennis A. Graham

## Survey of Attorneys Regarding Appellate Judges

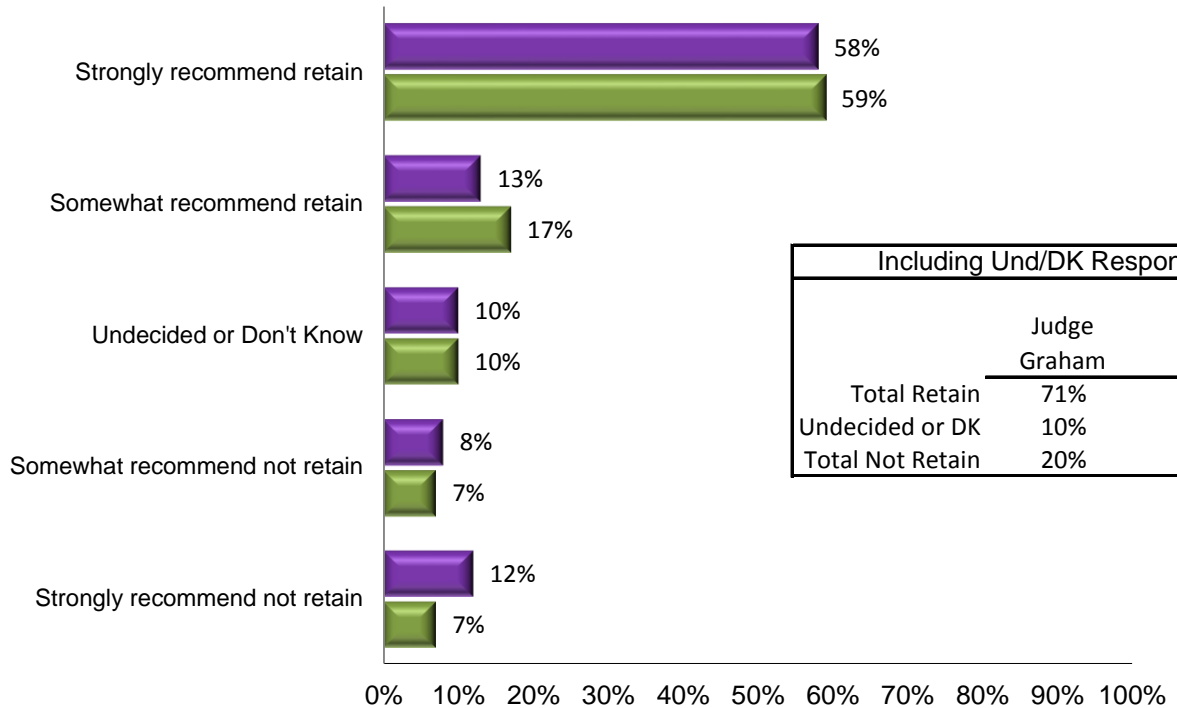
Q6. How strongly do you recommend that Judge Graham be retained or not retained in office?

**Excluding Undecided/Don't Know Respondents**



Excluding Und/DK Respondents		
	Judge Graham	All COA Retention Judges
Total Retain	78%	83%
Total Not Retain	22%	16%

**Including Undecided/Don't Know Respondents**



Including Und/DK Respondents		
	Judge Graham	All COA Retention Judges
Total Retain	71%	76%
Undecided or DK	10%	10%
Total Not Retain	20%	14%

■ Judge Graham    
 ■ All Court of Appeals Retention Judges

**Survey of District and Appellate  
Judges Regarding  
Judge Dennis A. Graham  
(Sample Size 101)**

## Survey of District and Appellate Judges Regarding Appellate Judges

<b>Judge Dennis A. Graham</b> Sample Size = 101							Average	
	A	B	C	D	Fail	DK/NA	Judge Graham	All Court of Appeals Retention Judges
1. Being fair and impartial toward each side in a case.	41%	20%	5%	1%	0%	33%	3.50	3.57
2. Writing opinions that are clear.	41%	19%	7%	1%	0%	32%	3.46	3.49
3. Writing opinions that adequately explain the basis of the Court's decision.	42%	19%	7%	1%	0%	31%	3.47	3.48
4. Issuing opinions in a timely manner.	40%	14%	4%	0%	0%	42%	3.62	3.61
5. Making decisions without regard to possible criticism.	42%	17%	2%	0%	0%	40%	3.66	3.68
6. Making reasoned decisions based upon the law and facts.	42%	16%	8%	0%	0%	34%	3.51	3.54
7. Refraining from reaching issues that need not be decided.	42%	19%	3%	0%	1%	35%	3.55	3.55
8. Treating parties equally regardless of race, sex or economic status.	53%	3%	1%	1%	0%	42%	3.86	3.89
9. Not engaging in ex parte communications.	44%	2%	0%	1%	0%	53%	3.89	3.89
<b>Overall Average Grade:</b>							<b>3.61</b>	<b>3.63</b>

Note: Respondents rated judges on various questions using an A to F scale, in which the grades were then converted to numerical scores: A= 4, B=3, C=2, D=1 and F=0. An average score of 4.0 is the highest possible score and a 0.0 is the lowest possible score.

## Survey of District and Appellate Judges Regarding Appellate Judges

<b>Judge Dennis A. Graham</b>  Sample Size = 101	Percentage	
	Judge Graham	All Court of Appeals Retention Judges

10. Recommend to be retained/not retained in office.

**Percentages excluding undecided/don't know responses.**

Strongly recommend retain in office	80%	83%
Somewhat recommend retain in office	19%	14%
Somewhat recommend not retain in office	1%	2%
Strongly recommend not retain in office	0%	1%
Total Retain	99%	97%
Total Not Retain	1%	3%

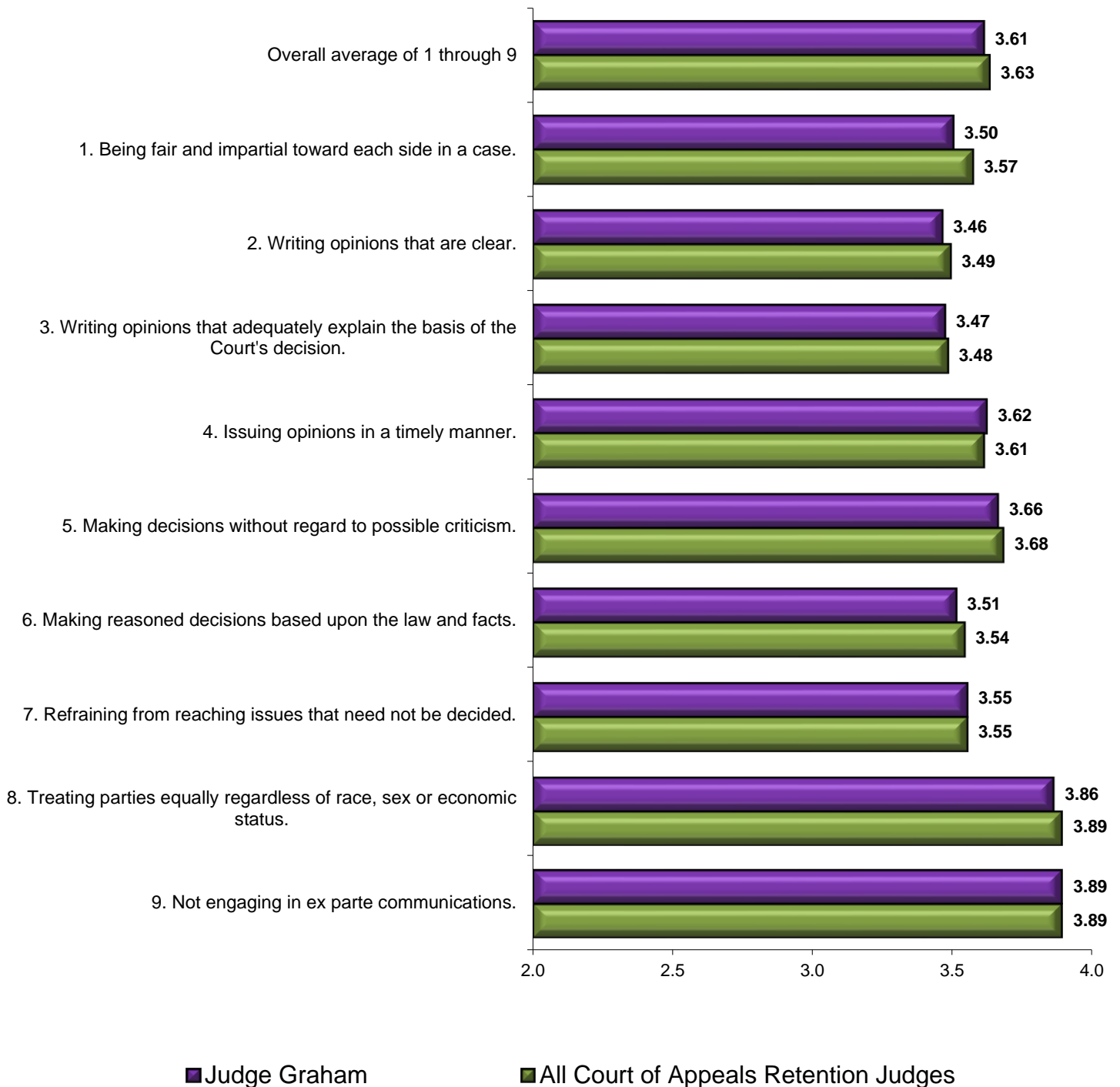
**Percentages including undecided/don't know responses.**

Strongly recommend retain in office	60%	67%
Somewhat recommend retain in office	14%	11%
Undecided or dont know enough to make recommendation	25%	20%
Somewhat recommend not retain in office	1%	2%
Strongly recommend not retain in office	0%	1%
Total Retain	74%	78%
Undecided/Don't Know	25%	20%
Total Not Retain	1%	3%

# Judge Dennis A. Graham

## Survey of District and Appellate Judges Regarding Appellate Judges

### Average Grades

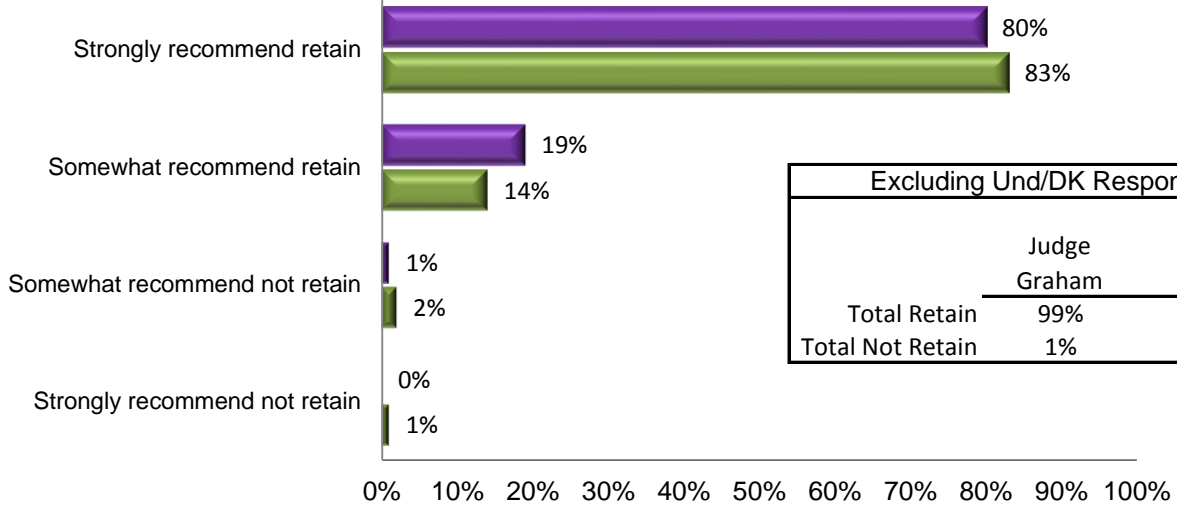


# Judge Dennis A. Graham

## Survey of District and Appellate Judges Regarding Appellate Judges

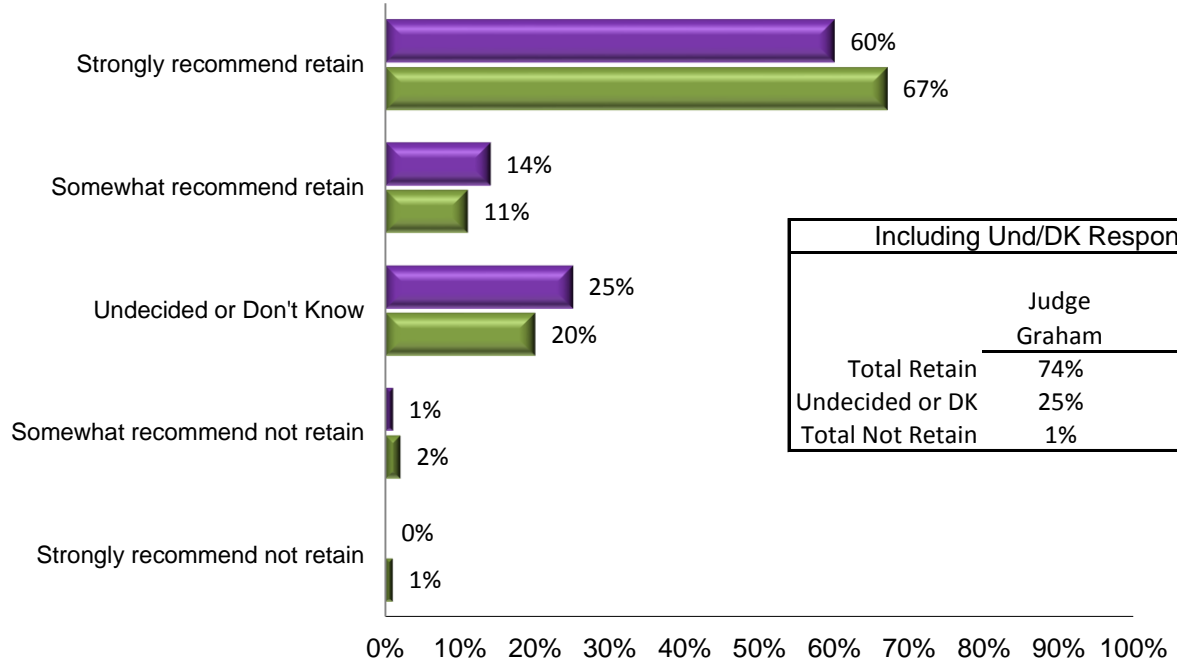
Q10. Recommend to be retained/not retained in office.

**Excluding Undecided/Don't Know Respondents**



Excluding Und/DK Respondents		
	Judge Graham	All COA Retention Judges
Total Retain	99%	97%
Total Not Retain	1%	3%

**Including Undecided/Don't Know Respondents**



Including Und/DK Respondents		
	Judge Graham	All COA Retention Judges
Total Retain	74%	78%
Undecided or DK	25%	20%
Total Not Retain	1%	3%

■ Judge Graham    ■ All Court of Appeals Retention Judges

# **Methodology**

# **Methodology**

The results shown in the 2012 Judicial Performance Survey Report are based on the survey of Attorneys Regarding Appellate Judges and the survey of District Judges and Appellate Judges Regarding Appellate Judges. Below is a description of the methodologies used for these two surveys.

## **I Attorneys Regarding Appellate Judges**

### **a. Sample:**

The Attorneys Regarding Appellate Judges sample comes from a list of Court of Appeals opinions provided by the Clerk of the Court of Appeals. The list included the names of the attorneys associated with the cases and the names of the judges who authored opinions, concurrences or dissents for those cases. Also included in the attorney population are the Court of Appeals staff attorneys.

In 2011, the following changes were made to the Attorneys Regarding Appellate Judges survey process:

- Only judges that are standing for retention in 2012 were evaluated during this reporting cycle (the intent was to increase the number of completed attorney evaluations for each retention judge by excluding those not standing for retention).
- The number of possible judges that attorney respondents could evaluate was increased from seven to 10.

Attorneys are first mailed a letter inviting them to complete the survey online. The letter provides the link to the online survey, as well as a unique password to access the survey. Approximately one week later, attorneys are sent an email invitation to complete the online survey, which also provides the Web address and their unique password. About a week after the first email is sent, a reminder email is sent, providing the same information. Potential respondents who do not complete the survey after the second email are then telephoned and asked to either complete the survey by phone, or to complete it online.

Since 2010, the Judicial Performance Survey reports are based on a moving average, or rolling sample, of data collected over a period of time equal to the justice's or judge's term of office: ten years for a Supreme Court justice and eight years for a COA judge. To use a COA judge as an example: as survey data is collected it is pooled together for eight years. After eight years, as new data is added to the judge's survey results, the oldest data in the pool will be deleted.



**b. Questions:**

Respondents evaluated justices and judges on 12 aspects of judicial performance using a grade scale of A, B, C, D, or F. (See Questionnaire section.) These grades were then converted to a numerical score where A = 4, B = 3, C = 2, D = 1 and Fail = 0. The A through F scale was chosen because it is almost universally recognized and understood. This makes it easy for respondents to complete their questionnaire, and for the public to interpret the results.

Respondents were also asked to indicate how strongly they would recommend that the judge be retained or not retained in office.

**c. Comments:**

Respondents were also asked what they considered to be the judge's strengths and weaknesses. By statute, these comments are confidential and only provided to the judge and the State Commission on Judicial Performance. They are not released to the public when the rest of the report is released. Before being given to the judge and the Commission, an attempt is made to redact all respondent identifying information from the comments.

The number to the left of each comment refers to the same attorney respondent in both the strengths section and the weaknesses section.

Most spelling and typographical errors have been corrected.

**d. Analysis:**

The Attorneys Regarding Appellate Judges section first shows a table of the percentage distribution for each of the A through F questions, including "don't know/not applicable" responses. The next column to the right shows the judge's average grade for each question. For comparison purposes, averages were also computed for all Court of Appeals retention judges and are shown in the furthest right column on the page. Tables showing the percentage distribution for all questions for all Court of Appeals retention judges are located at the end of this methodology section.

The overall question averages are calculated by adding up the averages for each question and dividing by the number of questions.

The next table shows the percentage distribution of the responses to the question about recommending retention. The first column of percentages is for the report-judge and the second column displays the percentages for all Court of Appeals retention judges. The percentages are shown both including and excluding "undecided/don't know" responses.

The next page displays the question averages in horizontal bar-graph form. The percentage distribution to the retention question is then presented in the graph on the next page.

The third part of the Attorneys Regarding Appellate Judges section of the report lists the comments the attorneys made about the judge's strengths and weaknesses.

**e. Cooperation Rate:**

From 2005 through 2011, the overall cooperation rate for the Attorneys Regarding Appellate Judges Survey is calculated as the number of completed survey-evaluations divided by the number of possible evaluations, resulting in an overall cooperation rate of 17.7% for Judge Graham and 18.5% for all Court of Appeals retention judges.

Looking at only the 2011 results, the cooperation rate for Judge Graham is 37.5% and the cooperation rate for all Court of Appeals retention judges is 38.6%.

The table below shows the overall cooperation rate for all Court of Appeals judges standing for retention in 2012 and the cooperation rate for Judge Graham. These cooperation rates are based on data collected from 2005 to 2011.

	<b>Requested Evaluations</b>	<b>No Response</b>	<b>Undeliv- erable/Not Applicable</b>	<b>Completed Evaluations</b>	<b>Cooperation Rate</b>
<b>Judge Graham</b>	1191	914	79	197	17.7%
<b>All Court of Appeals Retention Judges</b>	6625	5084	378	1155	18.5%

**II District Judges and Appellate Judges Regarding Appellate Judges**

**a. Sample:**

One-hundred seventy-three (173) district judges and 28 appellate judges (Supreme Court and Court of Appeals) were sent a questionnaire asking them to evaluate the appellate judges eligible to stand for retention in November 2012.

**b. Questions:**

The questionnaire consisted of nine A through F questions, plus the retention recommendation question (see Questionnaire section). The A through F responses were converted to numerical scores where A = 4, B = 3, C = 2, D = 1 and Fail = 0.

**c. Comments:**

In addition to the A through F questions, the district judge and appellate judge respondents were given the opportunity to write a comment about each appellate judge. By statute, these comments are confidential and only provided to the appellate judge and the State Commission on Judicial Performance. They are not released to the public when the rest of the report is released. Before being given to the appellate judge and the

Commission, an attempt is made to redact all respondent identifying information from the comments. An effort has been made to correct spelling and typographical errors.

**d. Analysis:**

The District Judges and Appellate Judges Regarding Appellate Judges section shows a table of the percentage distribution for the nine questions, including “don’t know” responses. The next column to the right shows the judge’s average grade for each question. For comparison purposes, the average grade was also computed for all Court of Appeals judges eligible to stand for retention in 2012 and is shown in the furthest right column on the page. Tables showing the percentage distribution for the questions regarding all Court of Appeals retention judges are located at the end of this methodology section.

The overall averages are calculated by adding up the averages for each question and dividing by the number of questions.

The next table shows the percentage distribution of the responses to the question about recommending retention. The first column of percentages is for the report-judge and the second column displays the percentages for all Court of Appeals retention judges. The percentages are shown both including and excluding “don’t know/undecided” responses.

The next page displays the question averages in horizontal bar-graph form. The percentage distribution to the retention question is then presented in the graph on the next page.

The third part of the District Judges and Appellate Judges Regarding Appellate Judges section lists the comments district and appellate judges wrote about the report-judge.

**e. Cooperation Rate:**

Two hundred and one questionnaires were mailed (173 district judges and 28 appellate judges) and 104 were returned, though not all appellate judges were evaluated in every returned questionnaire.

## Survey of Attorneys Regarding Appellate Judges

### All Court of Appeals Retention Judges

Sample Size = 1155

A

B

C

D

Fail

DK/NA

Average  
Grade

#### Question 2:

2a. Being fair and impartial toward each side of the case.	55%	20%	9%	6%	5%	6%	3.20
2b. Allowing parties to present their arguments and answer questions.	54%	19%	6%	3%	2%	16%	3.44
2c. Treating parties equally regardless of race, sex or economic status.	58%	10%	3%	3%	3%	23%	3.51
2d. Being courteous toward attorneys.	58%	16%	5%	2%	2%	16%	3.51
2e. Not engaging in ex parte communications.	53%	4%	1%	0%	1%	41%	3.81
2f. Being prepared for oral argument.	52%	16%	7%	2%	2%	21%	3.43

#### Question 2 Average Grade

3.48

#### Question 3:

3a. Writing opinions that are clear.	48%	27%	12%	4%	4%	5%	3.16
3b. Writing opinions that adequately explain the basis of the Court's decision.	47%	24%	13%	7%	5%	4%	3.06
3c. Issuing opinions in a timely manner.	54%	26%	10%	2%	1%	7%	3.39
3d. Making decisions without regard to possible criticism.	48%	18%	8%	4%	4%	17%	3.24
3e. Making reasoned decisions based upon the law and facts.	48%	20%	13%	9%	9%	2%	2.91
3f. Refraining from reaching issues that need not be decided.	46%	20%	10%	5%	6%	13%	3.11

#### Question 3 Average Grade

3.15

#### Overall Average Grade:

3.31

Note: Respondents rated judges on various questions using an A to F scale, in which the grades were then converted to numerical scores: A= 4, B=3, C=2, D=1 and F=0. An average score of 4.0 is the highest possible score and a 0.0 is the lowest possible score.

## Survey of Attorneys Regarding Appellate Judges

### All Court of Appeals Retention Judges

Sample Size = 1155

Average  
Grade

6. How strongly do you recommend that the Judge be retained in office, or not be retained in office?

**Percentages excluding undecided/don't know responses.**

Strongly recommend retain	65%
Somewhat recommend retain	18%
Somewhat recommend not retain	8%
Strongly recommend not retain	8%
Total Retain	83%
Total Not Retain	16%

**Percentages including undecided/don't know responses.**

Strongly recommend retain	59%
Somewhat recommend retain	17%
Undecided or Don't Know	10%
Somewhat recommend not retain	7%
Strongly recommend not retain	7%
Total Retain	76%
Undecided/Don't Know	10%
Total Not Retain	14%

## Survey of District and Appellate Judges Regarding Appellate Judges

All Court of Appeals Retention Judges Sample Size = 104							Average Grade
	A	B	C	D	Fail	DK/NA	
1. Being fair and impartial toward each side in a case.	47%	17%	5%	1%	0%	30%	3.57
2. Writing opinions that are clear.	45%	22%	6%	1%	0%	26%	3.49
3. Writing opinions that adequately explain the basis of the Court's decision.	46%	19%	8%	1%	0%	26%	3.48
4. Issuing opinions in a timely manner.	41%	14%	4%	0%	0%	41%	3.61
5. Making decisions without regard to possible criticism.	47%	16%	2%	0%	0%	35%	3.68
6. Making reasoned decisions based upon the law and facts.	49%	15%	7%	1%	1%	28%	3.54
7. Refraining from reaching issues that need not be decided.	46%	18%	3%	1%	1%	31%	3.55
8. Treating parties equally regardless of race, sex or economic status.	58%	3%	1%	1%	0%	37%	3.89
9. Not engaging in ex parte communications.	46%	2%	0%	1%	0%	51%	3.89

---

**Overall Average Grade: 3.63**

Note: Respondents rated judges on various questions using an A to F scale, in which the grades were then converted to numerical scores: A= 4, B=3, C=2, D=1 and F=0. An average score of 4.0 is the highest possible score and a 0.0 is the lowest possible score.

## Survey of District and Appellate Judges Regarding Appellate Judges

### All Court of Appeals Retention Judges

Sample Size = 104

Average  
Grade

10. Recommend retain/not retain.

**Percentages excluding undecided/don't know responses.**

Strongly recommend retain in office	83%
Somewhat recommend retain in office	14%
Somewhat recommend not retain in office	2%
Strongly recommend not retain in office	1%
Total Retain	97%
Total Not Retain	3%

**Percentages including undecided/don't know responses.**

Strongly recommend retain in office	67%
Somewhat recommend retain in office	11%
Undecided or dont know enough to make recommendation	20%
Somewhat recommend not retain in office	2%
Strongly recommend not retain in office	1%
Total Retain	78%
Undecided/Don't Know	20%
Total Not Retain	3%

# **Questionnaires**



## Colorado Judicial Performance Attorneys Regarding Appellate Judges Survey Questions

1. *[This question asked for each judge evaluated.]* Which of the following types of cases have you appealed to the **[Court of Appeals/Supreme Court]** in which **[Judge/Justice Last Name]** authored the decision, concurred or dissented? *(Please check all that apply.)*

Civil .....	1
Criminal .....	2
Domestic .....	3
Juvenile .....	4
Other.....	5

2. Using a grade scale, where an "A" is excellent along with B, C, D or F for fail, please grade **[Judge/Justice Last Name]** on the following. If, for a specific question you feel that you do not have enough information to grade the judge/justice, please check DK/NA for Don't Know/Not Applicable.

- a. Being fair and impartial toward each side of the case.
- b. Allowing parties to present their arguments and answer questions.
- c. Treating parties equally regardless of race, sex or economic status.
- d. Being courteous toward attorneys.
- e. Not engaging in ex parte communications.
- f. Being prepared for oral argument.

Would you say you are sufficiently knowledgeable about **[Judge/Justice Last Name]'s** legal writings to have formed an opinion about them?

- Yes (Ask Q3a to Q3f)
- No (Skip to Q4)
- Don't know (Skip to Q4)

3. Please evaluate Justice Roy Bean on the following topics.

- a. Writing opinions that are clear.
- b. Writing opinions that adequately explain the basis of the Court's decision.
- c. Issuing opinions in a timely manner.
- d. Making decisions without regard to possible criticism.
- e. Making reasoned decisions based upon the law and facts.
- f. Refraining from reaching issues that need not be decided.

4. What would you say are **[Judge/Justice Last Name]'s** strengths?

---



---



---

5. What would you say are *[[Judge/Justice Last Name]]*'s weaknesses?

---

---

---

6. Keeping in mind your responses to each of the previous questions, how strongly do you recommend that *[[Judge/Justice Last Name]]* be retained in office, or not retained in office?

- Strongly recommend the judge be retained in office ..... 5
- Somewhat recommend the judge be retained in office ..... 4
- Undecided or don't know enough to make recommendation..... 3
- Somewhat recommend the judge not be retained in office ..... 2
- Strongly recommend the judge not be retained in office ..... 1



## Commission on Judicial Performance

Please answer the enclosed questions about the one Supreme Court Justice and the six Court of Appeals Judges who are eligible to stand for retention in November 2012. For questions 1 through 9 please grade each of the judges using a grade scale where an “A” is excellent along with B, C, D or F for fail.

If, for a specific question, you feel that you do not have enough information to grade the judge on the task, or for some reason feel that you cannot grade him or her on the item, please circle the number that indicates “no grade.”

Thank you.

**BAR CODE GOES HERE**

1. **Being fair and impartial toward each side in a case.**

	<u>A</u>	<u>B</u>	<u>C</u>	<u>D</u>	<u>F</u>	<u>No Grade</u>
Justice Nathan B. Coats.....	4	3	2	1	0	6
Judge Laurie A. Booras.....	4	3	2	1	0	6
Judge James S. Casebolt .....	4	3	2	1	0	6
Judge Dennis A. Graham.....	4	3	2	1	0	6
Judge Gale T. Miller.....	4	3	2	1	0	6
Judge Daniel M. Taubman.....	4	3	2	1	0	6
Judge John R. Webb .....	4	3	2	1	0	6

2. **Writing opinions that are clear.**

	<u>A</u>	<u>B</u>	<u>C</u>	<u>D</u>	<u>F</u>	<u>No Grade</u>
Justice Nathan B. Coats.....	4	3	2	1	0	6
Judge Laurie A. Booras.....	4	3	2	1	0	6
Judge James S. Casebolt .....	4	3	2	1	0	6
Judge Dennis A. Graham.....	4	3	2	1	0	6
Judge Gale T. Miller.....	4	3	2	1	0	6
Judge Daniel M. Taubman.....	4	3	2	1	0	6
Judge John R. Webb .....	4	3	2	1	0	6



5. Making decisions without regard to possible criticism.

	<u>A</u>	<u>B</u>	<u>C</u>	<u>D</u>	<u>F</u>	<u>No Grade</u>
Justice Nathan B. Coats.....	4	3	2	1	0	6
Judge Laurie A. Booras.....	4	3	2	1	0	6
Judge James S. Casebolt .....	4	3	2	1	0	6
Judge Dennis A. Graham .....	4	3	2	1	0	6
Judge Gale T. Miller.....	4	3	2	1	0	6
Judge Daniel M. Taubman.....	4	3	2	1	0	6
Judge John R. Webb .....	4	3	2	1	0	6

6. Making reasoned decisions based upon the law and facts.

	<u>A</u>	<u>B</u>	<u>C</u>	<u>D</u>	<u>F</u>	<u>No Grade</u>
Justice Nathan B. Coats.....	4	3	2	1	0	6
Judge Laurie A. Booras.....	4	3	2	1	0	6
Judge James S. Casebolt .....	4	3	2	1	0	6
Judge Dennis A. Graham .....	4	3	2	1	0	6
Judge Gale T. Miller.....	4	3	2	1	0	6
Judge Daniel M. Taubman.....	4	3	2	1	0	6
Judge John R. Webb .....	4	3	2	1	0	6

D. Please write comments you would like to make about Judge Dennis A. Graham in the space below. If you would like to make more comments than space allows, feel free to attach a sheet with additional comments.

---



---



---



---



---



---



---



---



---



---

E. Please write comments you would like to make about Judge Gale T. Miller in the space below. If you would like to make more comments than space allows, feel free to attach a sheet with additional comments.

---



---



---



---



---



---



---



---



---



---



9. Not engaging in *ex parte* communications.

	<u>A</u>	<u>B</u>	<u>C</u>	<u>D</u>	<u>F</u>	<u>No Grade</u>
Justice Nathan B. Coats.....	4	3	2	1	0	6
Judge Laurie A. Booras.....	4	3	2	1	0	6
Judge James S. Casebolt .....	4	3	2	1	0	6
Judge Dennis A. Graham.....	4	3	2	1	0	6
Judge Gale T. Miller.....	4	3	2	1	0	6
Judge Daniel M. Taubman.....	4	3	2	1	0	6
Judge John R. Webb .....	4	3	2	1	0	6

10. Recommend to be retained/not retained in office.

	<u>Justice Coats</u>	<u>Judge Booras</u>
Strongly recommend to retain.....	5	5
Somewhat recommend to retain .....	4	4
Undecided or don't know enough to make recommendation.....	3	3
Somewhat recommend not retain.....	2	2
Strongly recommend not retain.....	1	1

	<u>Judge Casebolt</u>	<u>Judge Graham</u>
Strongly recommend to retain.....	5	5
Somewhat recommend to retain .....	4	4
Undecided or don't know enough to make recommendation.....	3	3
Somewhat recommend not retain.....	2	2
Strongly recommend not retain.....	1	1

10. [Continued]

	<u>Judge Miller</u>	<u>Judge Taubman</u>	<u>Judge Webb</u>
Strongly recommend to retain .....	5	5	5
Somewhat recommend to retain.....	4	4	4
Undecided or don't know enough to make recommendation .....	3	3	3
Somewhat recommend not retain .....	2	2	2
Strongly recommend not retain .....	1	1	1

A. Please write comments you would like to make about Justice Nathan B. Coats in the space below. If you would like to make more comments than space allows, feel free to attach a sheet with additional comments.

---



---



---



---



---



---



---



---



---



---