

# 2024 Colorado Voter Knowledge Assessment

Colorado Office of Judicial Performance Evaluation

## Research Report

January 2025



511 Congress Street, Suite 801  
Portland, ME 04101  
[www.marketdecisions.com](http://www.marketdecisions.com)  
(207) 767-6440

**Prepared by:**

Xiaolei Pan, Senior Research Analyst  
Cooper Kelley, Research Assistant

*This research was conducted on behalf of the Colorado Office of Judicial Performance Evaluation (OJPE) to gather information on the knowledge and perception of Colorado voters about the Judicial Performance Evaluation Process.*



The report was prepared by the research team at Market Decisions Research of Portland, Maine.

# Table of Contents

Key Findings.....	<u>4</u>
Methodology.....	<u>7</u>
Detailed Findings.....	<u>9</u>
Demographics.....	<u>29</u>
Appendix.....	<u>32</u>





# Key Findings



## Awareness of Judicial Evaluations

A majority of Colorado voters (53%) who participated in the recent election report being aware of judicial evaluations conducted by Commissions on Judicial Performance (23 district level and one statewide commission).

Among those who have heard of the evaluations, nearly two-thirds (64%) say the goal of the commissions is to provide voters with information about the performance of each judge standing for retention, a significant increase compared to 49% in 2022.

## The Colorado Blue Book

### Among Those Aware of the Commission Evaluations or Recommendations

Almost all (92%) recall receiving a copy of the Colorado Blue Book in the mail and 74% used the book to review judicial performance evaluations.

88% say the Blue Book was helpful when voting on justices and judges in the recent November election to be better informed.

## Judicial Information Needed

33% of voters say they feel most voters have enough information to make informed decisions during retention elections.

Voters would like better descriptions of performance, to know a judge's stance on issues, and have more information on sentencing decisions.

## Judicialperformance.Colorado.Gov

### Among Those Aware of the Commission Evaluations or Recommendations

36% of voters visited the judicial performance website to review the evaluations of the judges. More than three-quarters (80%) of those 65 years or older indicated that they did not visit the website, significantly higher than the overall value for not visiting (62%).

74% of visitors say the information was helpful in assisting to be better informed when voting on justices and judges, compared to 81% in 2022.



# Key Findings (cont'd)

## Performance and Credibility of the Commissions

### Among Those Aware of Commissions' Evaluations or Recommendations

When asked to rate the importance of the commissions' goal to improve the performance of each judge, 88% say the commissions' goals are very important or important, which is the same as 2022.

A similar number of respondents (90%) say the commissions' goal to provide voters with information about the performance of each judge on the ballot for retention election is also very important or important.

Three of five (60%) say the commissions are doing an excellent or a good job providing voters information about the performance of Colorado's judges and justices that are on the ballot for retention. 29% say the commissions are doing an excellent job getting information to voters, a slight decrease from 31% in 2022.

65% say they relied on the information from the commissions (a score of four or five) to decide whether to retain judges, a decrease from 71% in 2022.

When asked to evaluate the credibility of the commissions' evaluations, more than two-thirds (71%) say they feel the commissions' evaluations are trustworthy (a score of four or five) with 32% saying the commissions' evaluations are very trustworthy (a score of five).



# Methodology

# Methodology

## Background

The Colorado Office of Judicial Performance Evaluation (OJPE) periodically polls Colorado voters to gather information on their knowledge and perception of the Judicial Performance Evaluation Process. In 2024, the OJPE contracted Market Decisions Research (MDR) of Portland, Maine to field a survey to Colorado voters and provide OJPE with a detailed report.

## Sample

The sample for the phone survey was composed of listed telephone numbers of registered Colorado voters. This sample included cellular telephone numbers. The sample for online panel survey was composed of registered voters with email address.

## Data Collection

Data collection took place from December 9 to December 23 and was conducted by MDR's call center. Online survey was administered on December 2 in the Voxco platform.

## Survey Instrument

The survey instrument for this survey was designed by the Colorado Office of Judicial Performance Evaluation.

## Completed Surveys

Over the course of data collection, a total of 423 surveys were completed. Of these, 164 were completed via telephone and 259 were completed online.

## Limitations

It is important to keep in mind that the survey results presented in this report are of the unweighted sample.

Given the nature of the survey questions, and in some cases, the small sample sizes for certain sub-groups, one should use caution when drawing conclusions from the results. They may only represent the opinions of those who completed the survey and not the larger population of Coloradans.

## Sampling Error

The overall sampling error for a sample of 423 is  $\pm 5\%$  at the 95% confidence level. This means that given a percentage response, say 45%, there is a 95% chance that the actual percentage is between 40% and 50% if everyone in the population were surveyed.

Sub samples of groups of respondents will have higher margins of error,  $\pm 6\%$  for 300,  $\pm 7\%$  for 200,  $\pm 8\%$  for 150 and  $\pm 10\%$  for 100.

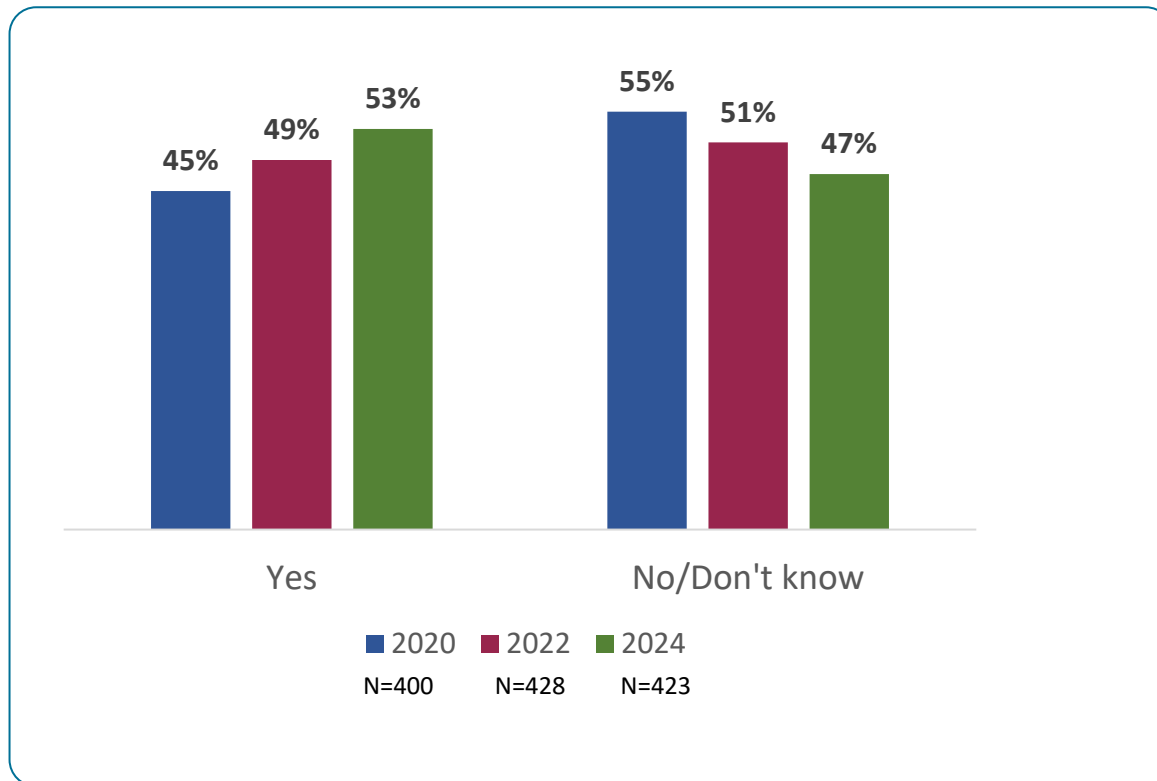




# Detailed Findings

# Awareness of Judicial Evaluations

**Q3: Have you ever heard of judicial evaluations conducted by the Colorado Commissions on Judicial Performance?**



## Summary

More than half (53%) of Coloradans who participated in the recent election report being aware of judicial evaluations conducted by the Commissions on Judicial Performance, up from 49% in 2022.

# Perceived Goals or Missions of the Commissions on Judicial Performance

## Q4: Do you happen to know what are any of the goals of the Commissions on Judicial Performance?

	2020 N=179	2022 N=210	2024 N=224
Provide voters with information about the performance of each judge who is standing for retention	11%	49%	64%
To improve the performance/skills of judges	11%	26%	41%
To rate/grade judges' performance	24%	25%	24%
Other	6%	8%	2%
Don't Know/Won't Say	67%	32%	22%

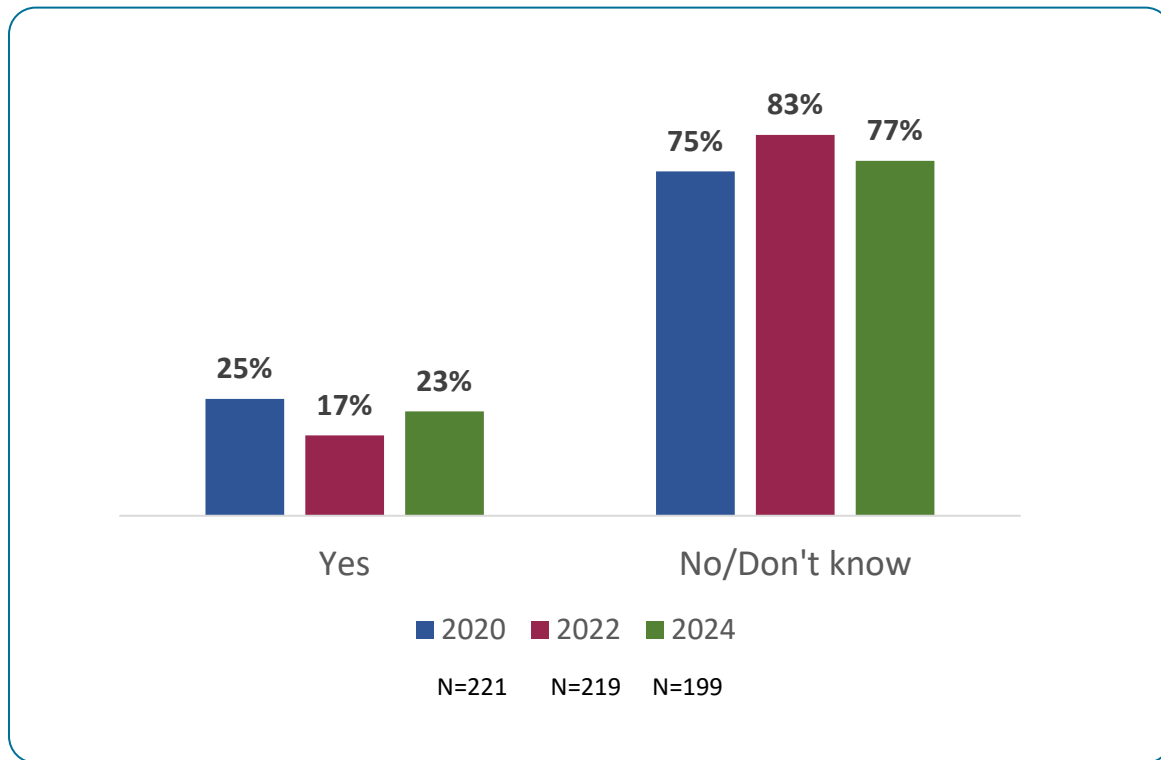
Respondent could provide more than one response to this question.

### Summary

Among those who have heard of the Colorado Commissions on Judicial Performance's evaluations, almost two thirds (64%) say the goals of the commissions are to provide voters with information about the performance of each judge who is standing for retention, a significant increase compared to 2022. More than four of ten (41%) indicated that the goal was to improve the performance and skills of judges.

# Awareness of the Commissions of Judicial Performance

**Q5: The Colorado Commissions on Judicial Performance evaluate the job performance of Colorado's judges standing for retention and reports their findings to Colorado's voters prior to each election. Are you aware of these Commissions?**



Asked of those who did not initially say they have heard of the Colorado Commission on Judicial Performance.

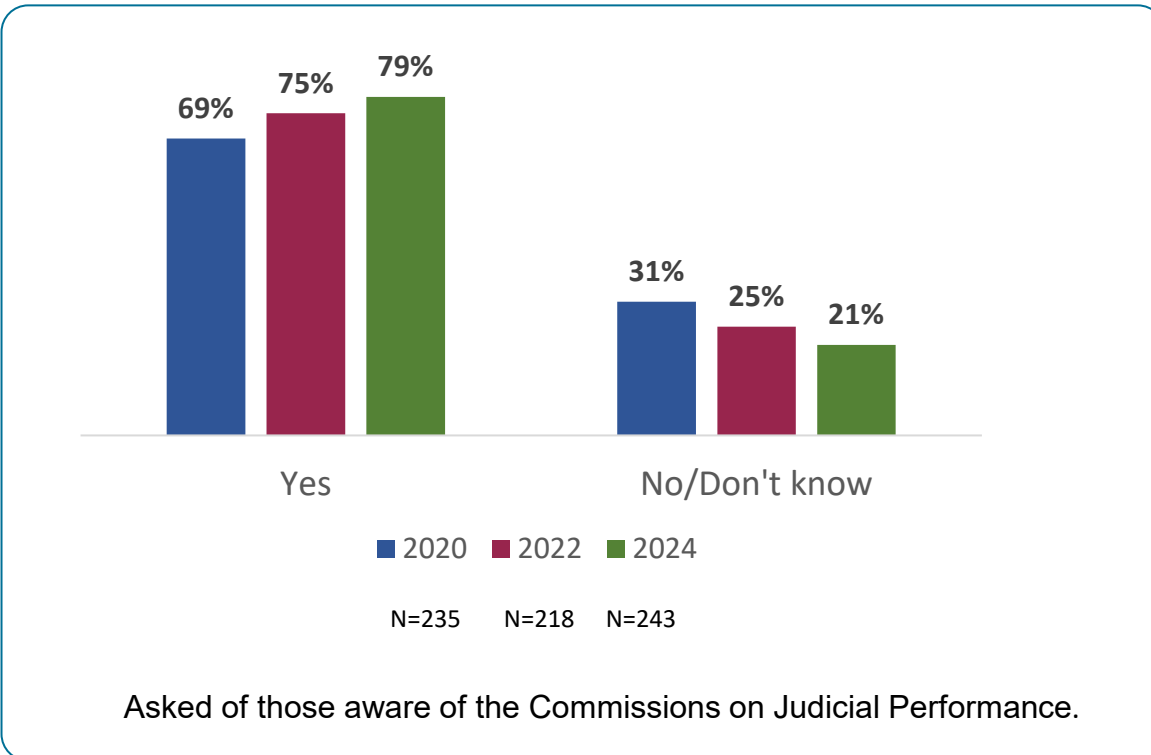
## Summary

Among voters who did not initially say they have heard of the Colorado Commissions on Judicial Performance, only 23% say they are aware of the commissions after being aided with a brief description of the commissions' function.

This is a slight increase compared to 17% in 2022.

# Recall Reading/Hearing About Any of the Judicial Evaluations or Recommendations by the Commissions

**Q6: Do you recall reading or hearing about any of the judicial evaluations or recommendations that were written by the Commissions on Judicial Performance?**



## Summary

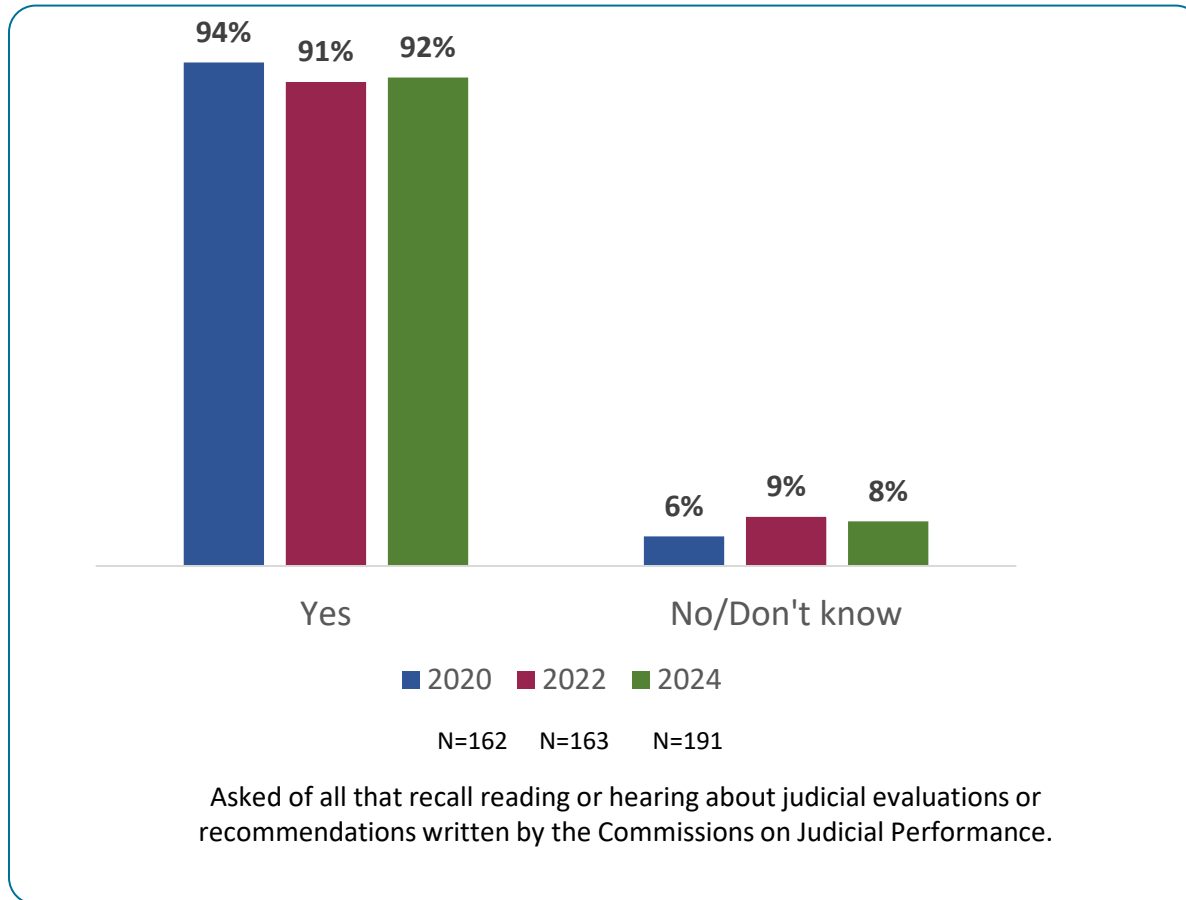
Overall, more than three-quarters (79%) of voters with an awareness of the Commissions on Judicial Performance say they recall reading or hearing about judicial evaluations or recommendations that are written by the commissions.

This is a slight increase compared to 75% in 2022.



# Recollection of Receiving the Blue Book in the Mail

Q7: Do you recall receiving a copy of the blue book in the mail?

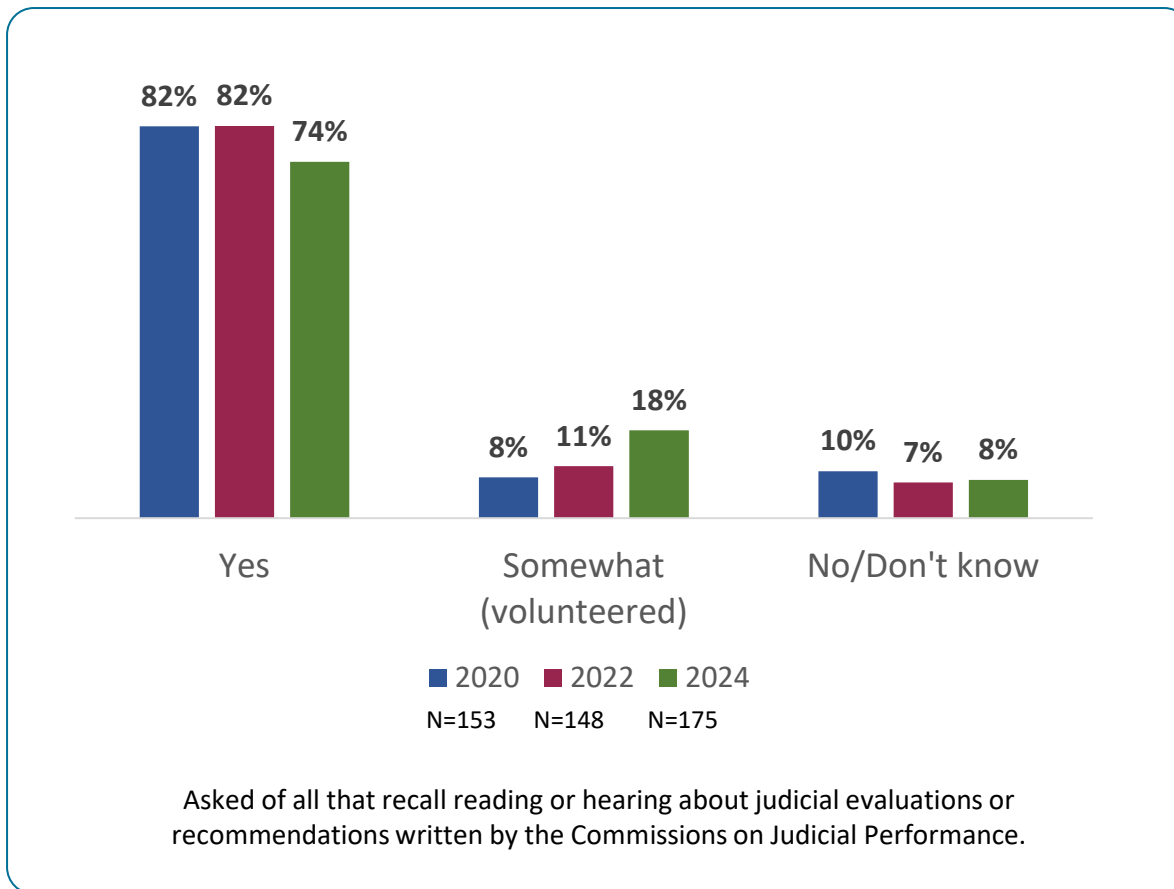


## Summary

Among those aware of judicial evaluations or recommendations, 92% recall receiving a copy of the Colorado Blue Book in the mail, comparable to 2022.

# Use of the Colorado Blue Book to Review Judicial Retention Recommendations

**Q8: Did you use the voter guide, also known as the Colorado Blue Book, to review judicial performance evaluations?**



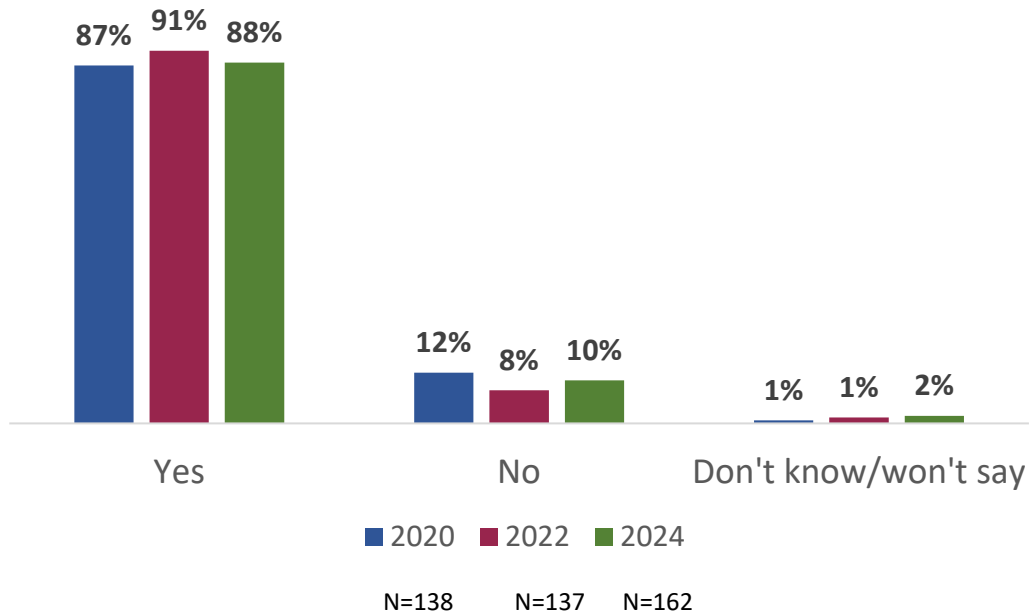
## Summary

Just under three-fourths (74%) of those aware of commission evaluations or recommendations say they used the voter guide, also known as the Colorado Blue Book, to review judicial performance evaluations.

This is a decrease from 82% in 2022.

# Voter Guide Helpfulness When Voting on Justices and Judges

**Q9: Was the voter guide that you received helpful in assisting you to be better informed when voting on justices and judges on your ballot in the recent November election?**



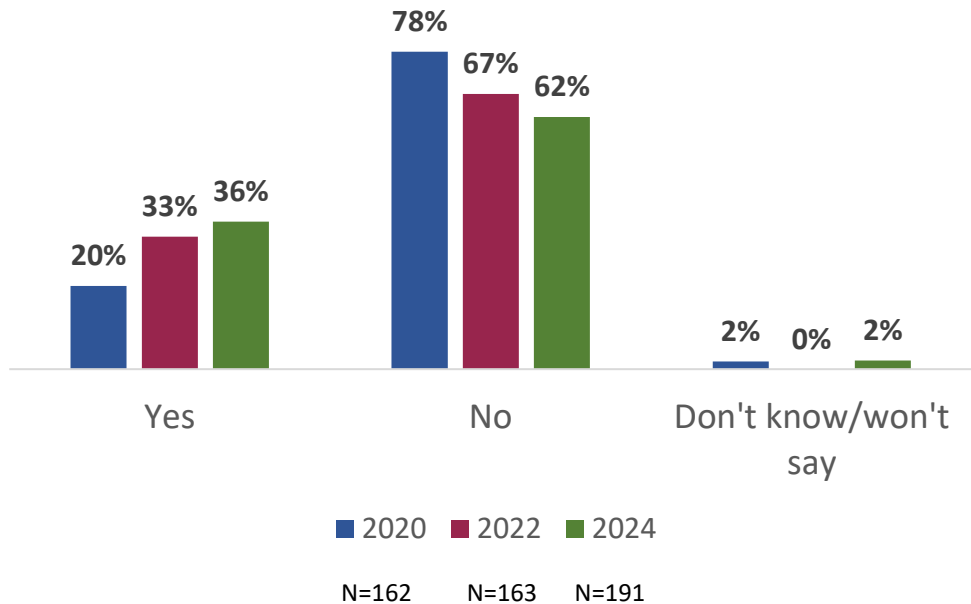
Asked of all that recall reading or hearing about judicial evaluations or recommendations written by the Commissions on Judicial Performance and read the Colorado Blue Book.

## Summary

Almost nine out of ten (88%) of those aware of commission evaluations or recommendations and who read the Colorado Blue Book found the guide helpful, down slightly from 2022.

# Visited the Colorado Judicial Performance Website to Review Evaluations on Judges

**Q10: Did you visit the website to review the evaluations of the judges?**



Asked of all that recall reading or hearing about judicial evaluations or recommendations written by the Commissions on Judicial Performance.

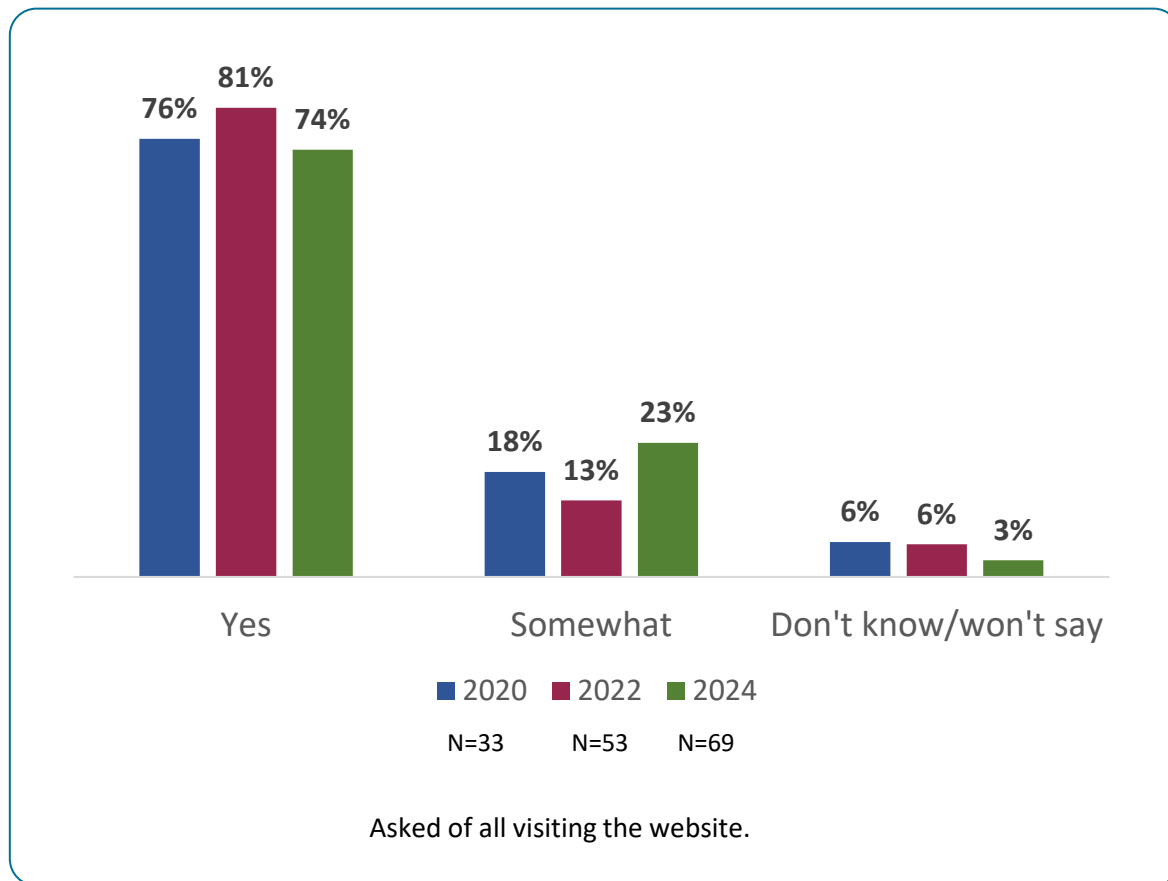
## Summary

More than one-third (36%) of those aware of commissions' evaluations or recommendations visited the website to review the evaluation of judges, up slightly from 33% in 2022.

More than three-quarters (80%) of those 65 years or older indicated that they did not visit the website, significantly higher than the overall value for not visiting (62%).

# Helpfulness of Information on Website

**Q11: Was the information on the judicial performance website helpful in assisting you to be better informed when voting on justices and judges on your ballot in the recent November election?**



## Summary

Among those who visited the judicial performance website, about three quarters (74%) say the information was helpful in assisting them to be better informed when voting on justices and judges, a decrease from 81% in 2022.



# Helpfulness of Information on Website

## Q12: What in particular did you find helpful?

Asked of all visiting the website.

	2020 N=31	2022 N=50	2024 N=67
Evaluation Narrative	- *	64%	69%
Complete List of Judges with Recommendations	42%	62%	63%
Survey Reports	23%	52%	37%
Program Information	10%	22%	27%
Info graphics	10%	20%	25%
Other Please Specify	61%	10%	6%
Don't know/won't say	3%	0%	0%

Respondent could provide more than one response to this question.

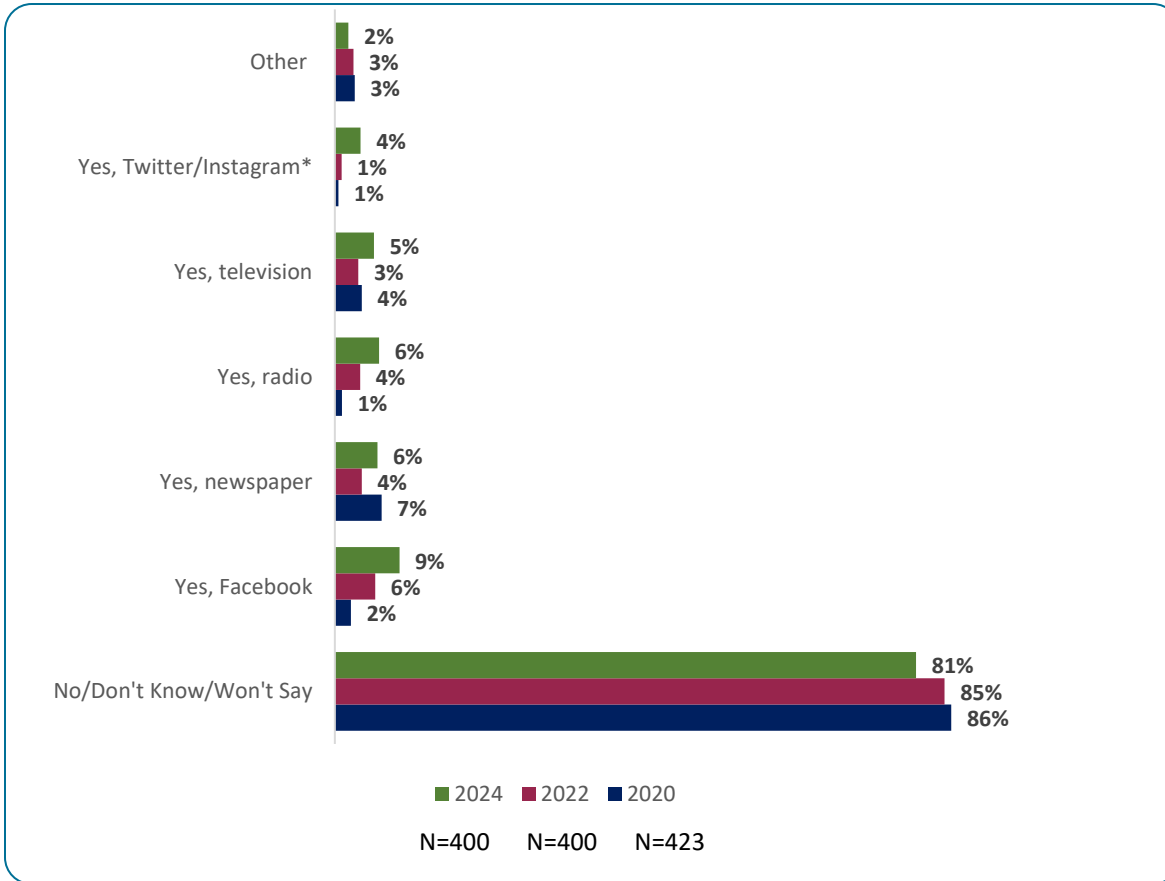
\* Category was not included in 2020 questionnaires

## Summary

Among those who visited the judicial performance website, the evaluation narrative was the information they found most helpful on the website (69%), followed by a complete list of judges with recommendations (63%).

# Recall Hearing/Seeing Anything About the Commissions on Judicial Performance

**Q13: Do you recall hearing or seeing anything in the newspaper, on television, on the radio, or on social media [Facebook/Instagram] in the last 6 months about the Commissions on Judicial Performance?**



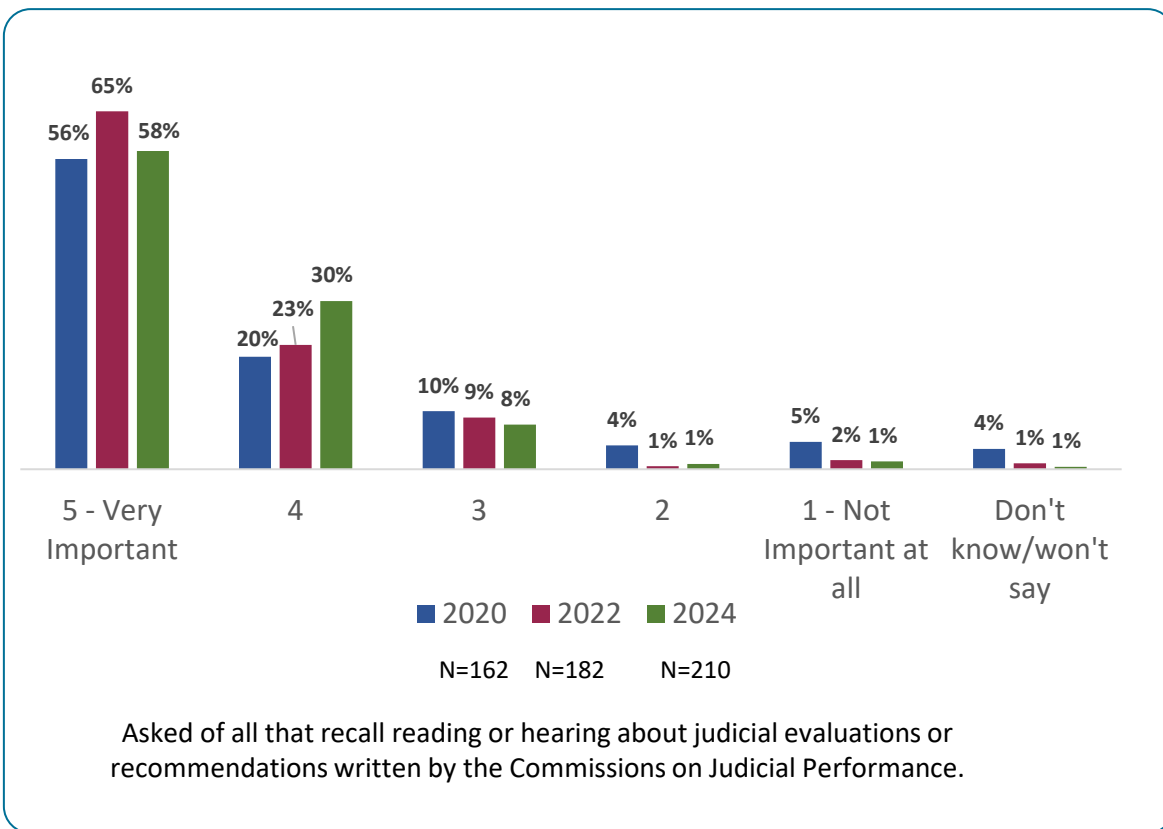
## Summary

The majority of voters (81%) say they do not recall hearing or seeing anything in the last six months about the Commissions on Judicial Performance on social media, radio, or in the news.

Facebook (9%), newspaper(6%), and radio (6%) were the most common source for those who recall hearing or seeing something about the commissions.

# Overall Rating of the Importance of the Commissions' Mission to Improve the Performance of Each Judge

**Q14: Overall, how would you rate the importance of the Commissions' goal to improve the performance of each judge?**

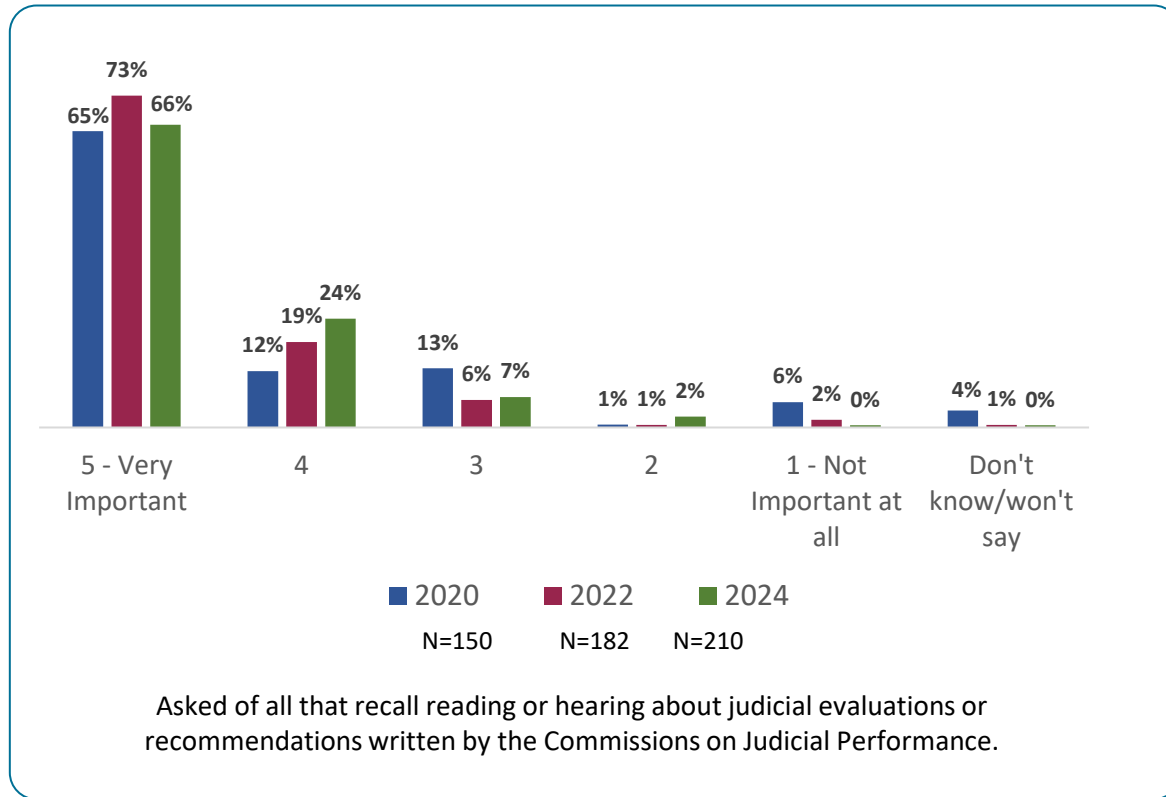


## Summary

When rating the importance of the commissions' goal to improve the performance of each judge, 88% of those aware of commissions evaluations or recommendations say the commissions' goal is very important or important (a score of a four or five).

# Overall Importance of the Commissions' Mission to Provide Voters with Information about the Performance of Each Judge on the Ballot for Retention Election

**Q15: Overall, how would you rate the importance of the Commissions' goal to provide voters with information about the performance of each judge on the ballot for retention election?**



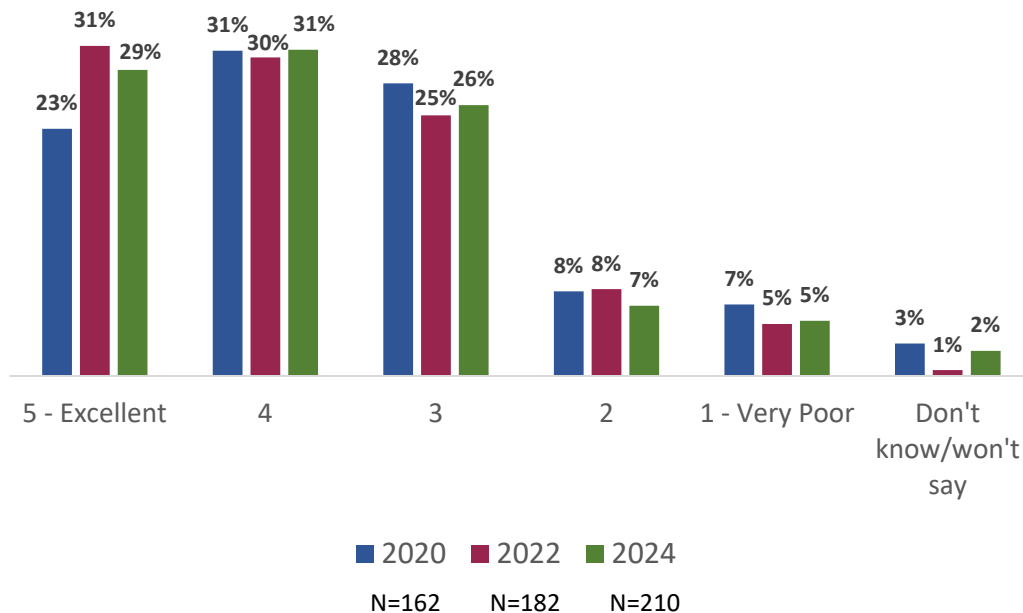
## Summary

When rating the importance of the commissions' goal to provide voters with information about the performance of each judge on the ballot for retention election, 90% of those aware of commission evaluations or recommendations indicate the goal is very important or important, 66% indicate the goal is very important.

This is a comparable to the 91% in 2022 that indicated the goal is very important or important.

# Overall Rating of Commissions Getting Voters Information Regarding the Performance of Judges/Justices on the Ballot

**Q16: Overall, how well are the Commissions doing in getting voters information regarding the performance of Colorado's judges and justices on the ballot for retention?**



Asked of all that recall reading or hearing about judicial evaluations or recommendations written by the Commissions on Judicial Performance.

## Summary

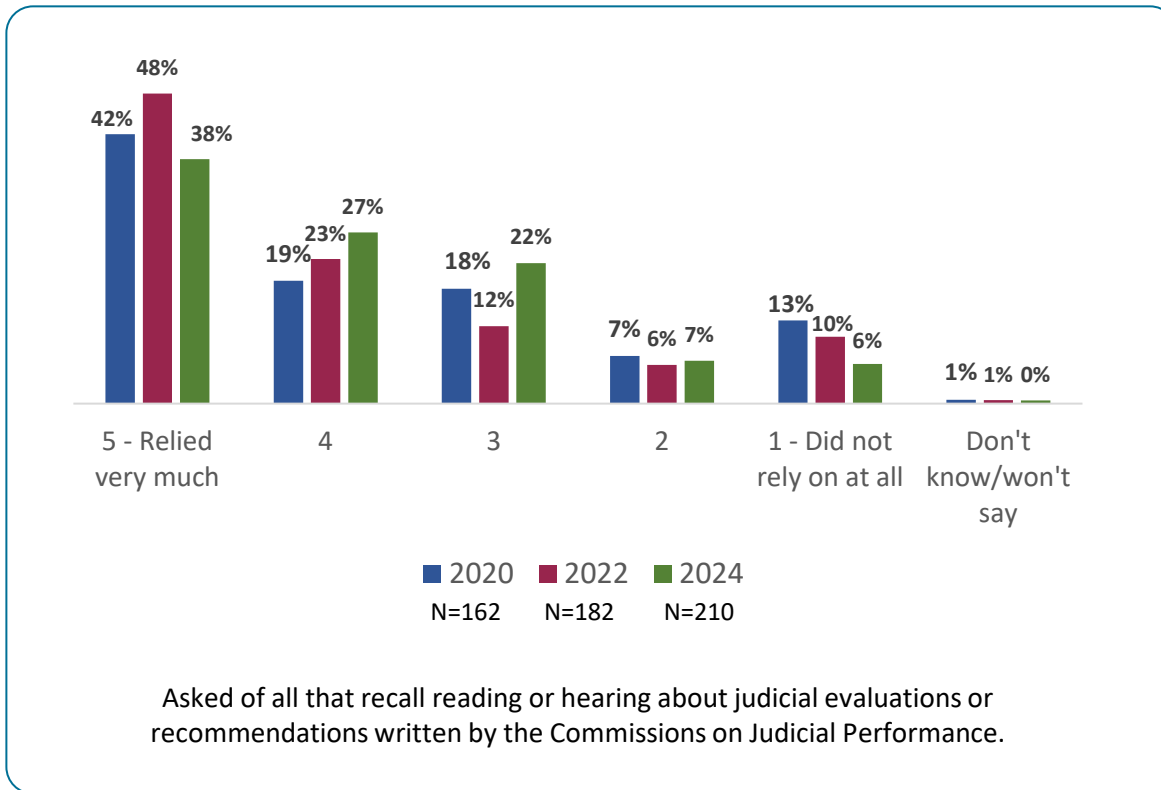
When rating how well the commissions are doing in getting information to voters about the performance of Colorado's judges and justices on the ballot for retention, three in five (60%) of those aware of commission evaluations or recommendations say the commissions are doing an excellent or good job (a score of four or five); 29% say the commissions are doing an excellent job getting information to voters.

This is a slight decrease from 62% in 2022 who indicated the commissions are doing an excellent or good job getting voters information.



# Level of Reliance on Information When Making Decision on Retaining Judges

**Q17: How much did you rely on this information for making your decisions whether or not to retain judges?**

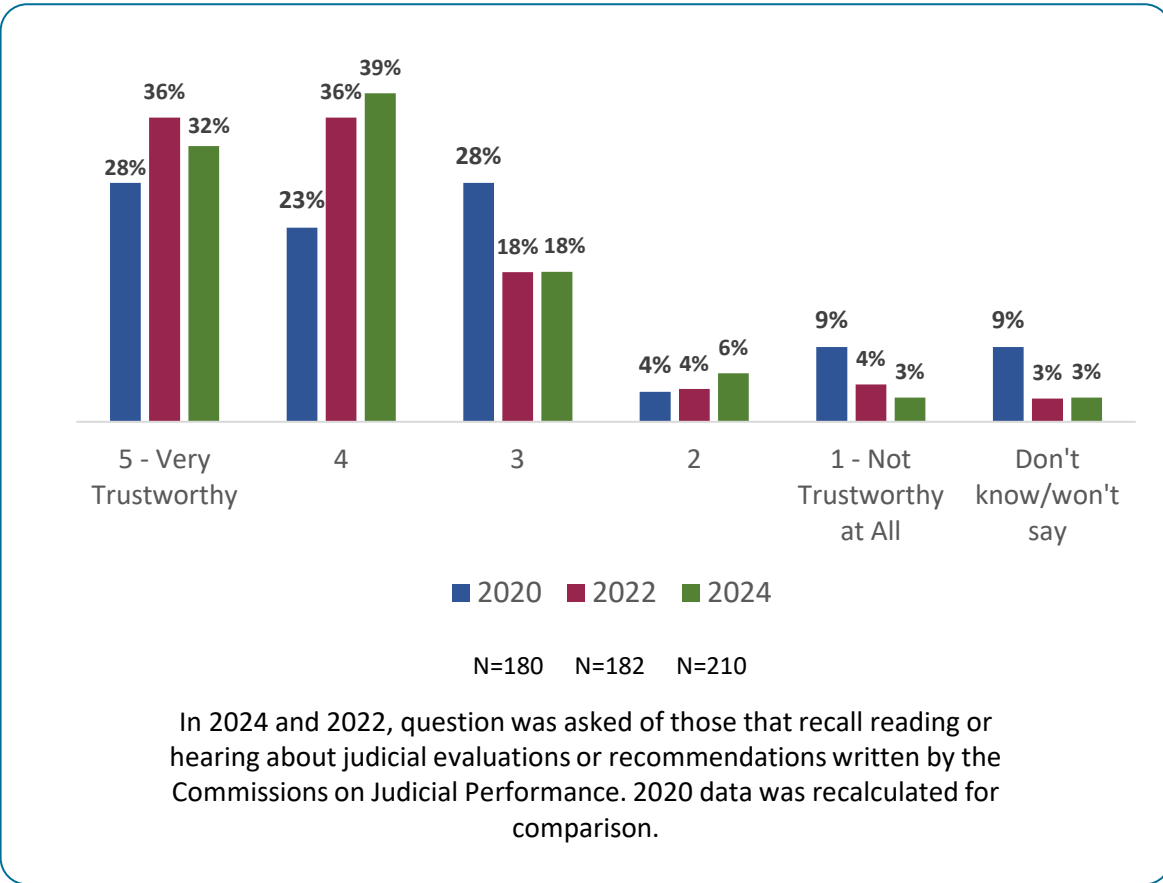


## Summary

Nearly two-thirds (65%) of those aware of commission evaluations or recommendations say they relied on the information from the commissions (a score of four or five) to decide whether to retain judges, almost two-fifths (38%) say they relied very much on the information provided by the commissions. This is a decrease from 48% in 2022 who very much relied on the information.

# Trustworthiness or Credibility of the Commissions' Evaluations

**Q18: How trustworthy or credible do you find the Commissions' evaluations?**

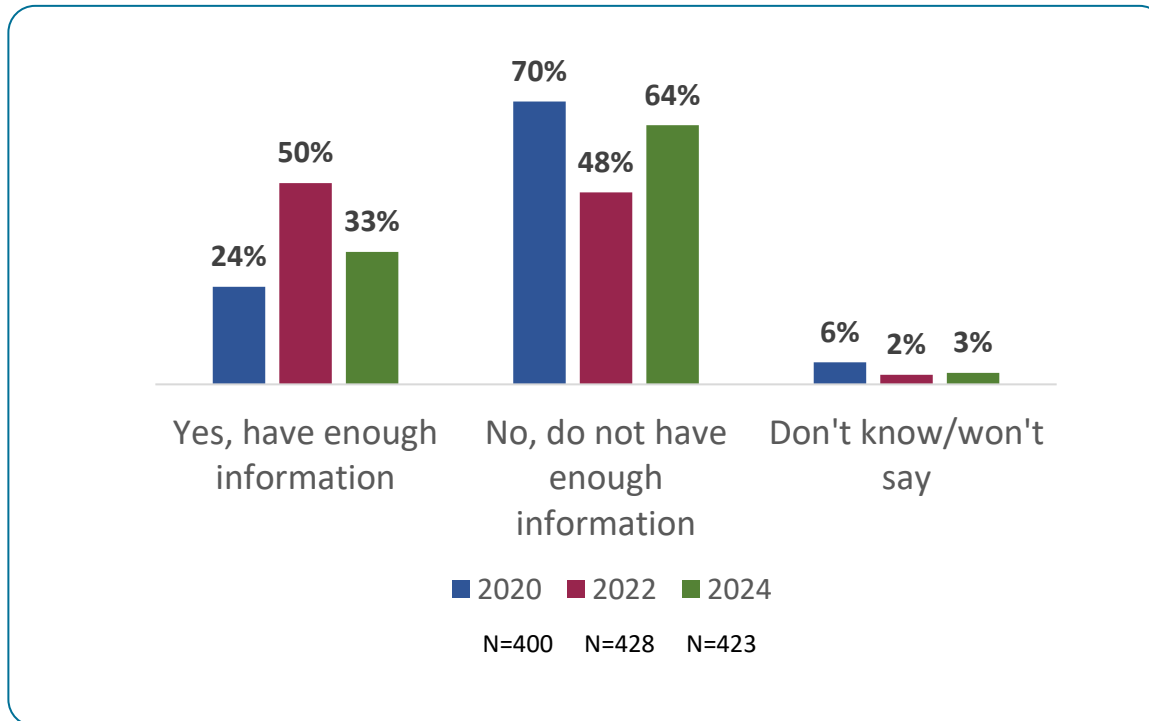


## Summary

When evaluating the credibility of the commissions' evaluations, almost three-quarters (71%) of Colorado voters say the commissions' evaluations are trustworthy (a score of 4 or 5) with 32% saying the commissions' evaluations are very trustworthy.

# Overall Feeling That Most Voters Have Enough Information to Make an Informed Decision About Judges Retentions

**Q19: Generally, do you feel most voters have enough information to make informed decisions about which judges should be retained, and which judges should not?**



## Summary

One-third (33%) of voters say most voters have enough information to make informed decisions about which judges should be retained, and which judges should not, significantly lower than in 2022 (50%).

## Types of Judicial Information Would Like to See More

**Q20: What types of judicial retention information would you like to have more of?**

	2020 N=281	2022 N= 204	2024 N= 272
Better descriptions of performance	32%	35%	47%
Judges' stance on a particular issue	27%	26%	39%
Sentencing	12%	25%	22%
Political party affiliation	14%	18%	20%
More biographical information/More information in general	24%	15%	17%
Better survey data	9%	26%	14%
Liberal/Conservative	7%	10%	14%
More information about judge/attorney feedback/judge vote record	-	-	6%
What cases they have had and their rulings/the outcomes of their cases	3%	6%	3%
More marketing for public awareness about Blue book	-	-	1%
Use simple terms not legal jargon so people can understand	0%	0%	1%
Performance grade for each judge	2%	3%	-
Other	3%	5%	8%
Don't Know/Won't Say	20%	10%	9%

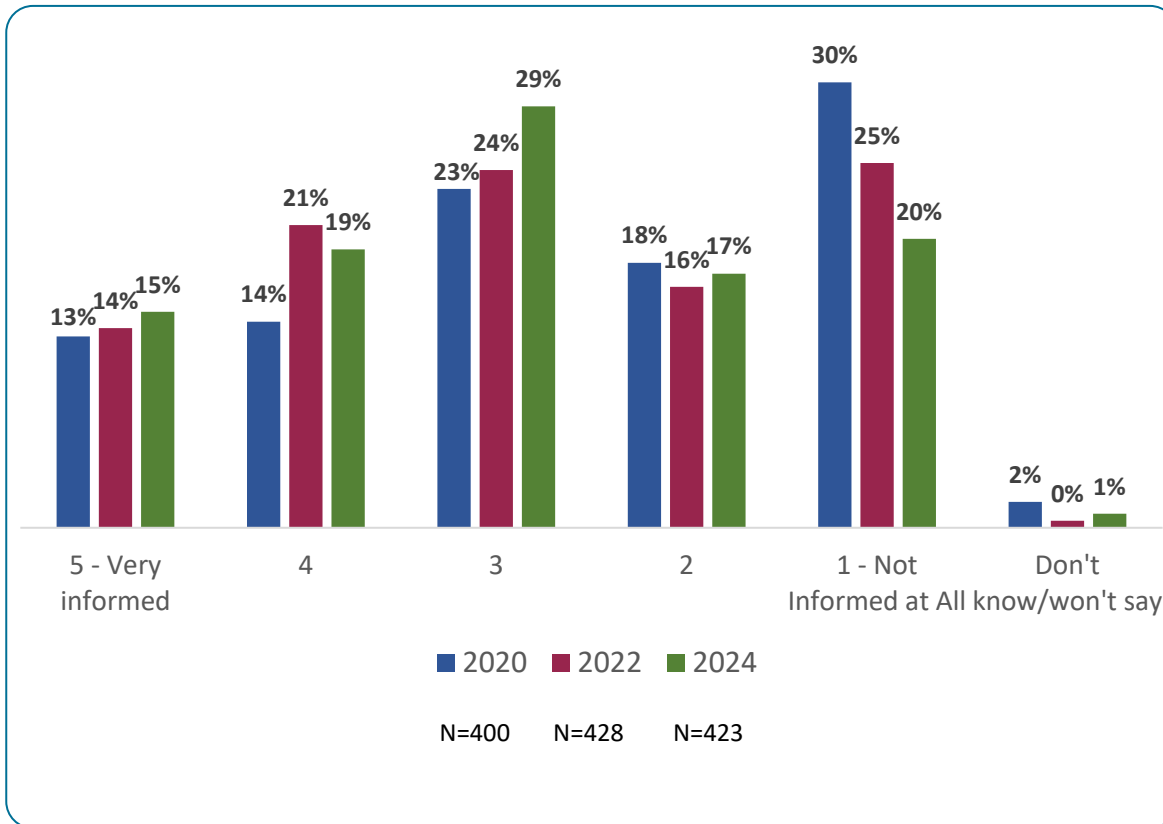
Respondent could provide more than one response to this question.

### Summary

Almost half (47%) of voters say they would like to have better descriptions of performance. This was followed by wanting more information on a judge's stance on a particular issue (39%) and on sentencing (22%).

# Overall Level of Knowledge About Which Judges Should be Retained

**Q21: How informed do you feel you are about making knowledgeable decisions about which judges should be retained?**



## Summary

One-third (34%) of Colorado voters say they felt informed (a score of four or five) about making knowledgeable decisions about which judges should be retained, with 15% saying very informed.

More than one-third (37%) did not feel informed (a score of one or two), a slight decrease from 41% in 2022.



# Demographics



# Demographic Characteristics

Age Categories	2020	2022	2024
18 to 34 years	7%	18%	20%
35 to 49 years	15%	28%	21%
50 to 64 years	30%	27%	26%
65 years or older	47%	27%	33%
Won't Say	1%	0%	0%

Ethnicity	2020	2022	2024
Hispanic	6%	7%	12%
Anglo/Caucasian	80%	79%	76%
Black/African-American	1%	3%	5%
Native American Indian	1%	3%	2%
Other Descent	6%	5%	6%
Won't Say	6%	6%	4%

Gender	2020	2022	2024
Male	51%	44%	52%
Female	50%	55%	46%

Household Income	2020	2022	2024
Less than \$20,000	7%	6%	5%
\$20,000 to \$39,999	14%	11%	12%
\$40,000 to \$59,999	15%	18%	17%
\$60,000 to \$79,999	13%	14%	15%
\$80,000 and over	32%	45%	45%
Won't Say	19%	6%	6%

Education Level	2020	2022	2024
Some high school	1%	0%	0%
High school graduate	11%	10%	13%
Some college/Associate degree/Vocational certificate	33%	29%	30%
College graduate [4 years]	27%	34%	35%
Graduate work or degree	26%	26%	20%
Won't Say	3%	0%	1%

## Demographic Characteristics (cont'd)

Length of Residency	2020	2022	2024
Less than 8 years	7%	20%	13%
8 to 20 years	15%	17%	20%
More than 20 years	78%	63%	67%
Won't Say	1%	-	0%


Political Affiliation	2020	2022	2024
Democrat	34%	42%	33%
Republican	31%	22%	28%
Unaffiliated/Other	36%	35%	35%
Won't Say	-	1%	3%

Region	2020	2022	2024
Eastern Plains	7%	7%	5%
Metro	39%	49%	53%
North Front Range	19%	16%	14%
South Front Range	22%	18%	21%
Western Slope	14%	9%	8%





# Appendix



# Survey Instrument

Better Data | Better Insights | Better Outcomes

## 2024 Colorado Voter Knowledge Survey

**Telephone Survey Instrument**

**Project Number: 3027013**

Prepared for: *Colorado Office of Judicial Performance Evaluation*

11/10/2024

# Survey Instrument

## Survey Introduction, Information, and Lead-In Screens

LEAD

May I speak with <NAME>?

IF THIS PERSON IS NOT AT THIS NUMBER THEN ASK: Is there a anyone registered to vote in Colorado at this number  
IF YES ASK TO SPEAK TO THIS PERSON

**Hello, This is \_\_\_calling to speak with voters in Colorado. I'm merely calling to ask you opinion on how judges are evaluated in the state. Can you answer a few questions for me?**

READ AS NEEDED:

We are conducting an important survey about the evaluation of judges in Colorado.

Your phone number was selected at random, and we would greatly appreciate a few minutes of your time.

I'm calling from Market Decisions Research, an independent research firm located in Portland Maine

**RES1. Are you currently registered to Vote in the state of Colorado?**

- 1 YES
- 2 NO (SKIP TO OTHVOTE)
- 8 DK (SKIP TO OTHVOTE)
- 9 REF (SKIP TO OTHVOTE)

**OTHVOTE. Is there anyone in the household that is registered to vote in Colorado?**

IF YES: May I please speak with this person?

- 1 YES, AVAILABLE NOW
- 2 YES, NOT AVAILABLE NOW (SCHEDULE CALLBACK)
- 8 NO (TERMINATE)
- 9 DON'T KNOW (TERMINATE)
- 5 REFUSED (TERMINATE)

# Survey Instrument

**IF THERE ARE NO REGISTERED VOTERS OR DK OR REF TO OTHVOTE**  
INT16

Thank you for your time but for this survey I need to speak with a person registered to vote in Colorado.

Goodbye

**Q2. Did you vote in the recent General Election?**

- 1 YES
- 2 NO (TERMINATE)
- 8 DK (TERMINATE)
- 9 REF (TERMINATE)

**IF PERSON DID NOT VOTE IN ELECTION**

INT17

Thank you for your time but for this survey I need to speak with a person that voted in the 2022 general election.

Goodbye

# Survey Instrument

**Q3. Have you ever heard of judicial evaluations conducted by the Colorado Commissions on Judicial Performance?**

- 1 YES
- 2 NO (SKIP TO Q5)
- 8 DK SKIP TO Q5)
- 9 REF SKIP TO Q5)

**Q4. Do you happen to know any of the goals of the Commissions on Judicial Performance?**

**(DO NOT READ CATEGORIES)  
(TAKE UP TO 3 RESPONSES)**

**(Probe) Anything else?**

- 1 TO IMPROVE THE PERFORMANCE/SKILLS OF JUDGES
- 2 PROVIDE VOTERS WITH INFORMATION ABOUT THE PERFORMANCE OF EACH JUDGE WHO IS RUNNING FOR RETENTION
- 3 TO RATE/GRADE JUDGES' PERFORMANCE
- 7 OTHER, SPECIFY:
- 8 DK
- 9 REF

# Survey Instrument

**Q5. The Colorado Commissions on Judicial Performance evaluate the job performance of Colorado's judges standing for retention and reports their findings to Colorado's voters prior to each election. Are you aware of these Commissions?**

1. Yes
2. No (SKIP TO Q13)
8. DK (SKIP TO Q13)
9. REF(SKIP TO Q13)

**Q6. Prior to the November election, the Commissions on Judicial Performance evaluated all of the County judges, District Court judges, and appellate judges and justices in Colorado that were on the ballot for their retention election. The Commission's report their findings by writing a summary narrative for each judge. The Commissions also states whether each judge is meeting or not meeting performance standards. Do you recall reading or hearing about any of the judicial evaluations or recommendations that were written by the Commissions?**

1. Yes
2. No (SKIP TO Q13)
8. DK (SKIP TO Q13)
9. REF(SKIP TO Q13)

**Q7. The State of Colorado produces a ballot information booklet, also known as the Blue Book, which includes non-partisan information on Constitutional amendments and the judicial retention recommendations from the Commissions on Judicial Performance. Do you recall receiving this publication in the mail or not?**

- 1 YES
- 2 NO (SKIP TO Q10)
- 8 DK (SKIP TO Q10)
- 9 REF (SKIP TO Q10)

# Survey Instrument

**Q8. Did you use the voter guide, also known as the Colorado Blue Book, to review judicial retention recommendations?**

- 1 YES
- 2 SOMEWHAT (IF VOLUNTEERED)
- 3 NO (SKIP TO Q10)
- 8 DK (SKIP TO Q10)
- 9 REF (SKIP TO Q10)

**Q9. Was the voter guide that you received helpful in assisting you to be better informed when voting on justices and judges on your ballot in the recent November election?**

- 1 YES
- 2 NO
- 8 DK
- 9 REF

**Q10. The Commissions on Judicial Performance report judicial retention recommendations and information on their website, [www.judicialperformance.colorado.gov](http://www.judicialperformance.colorado.gov) sometimes known as Knowyourjudge.com. Did you visit the Commissions on Judicial Performance website to review the evaluations of the judges?**

- 1 YES
- 2 NO (SKIP TO Q13)
- 8 DK (SKIP TO Q13)
- 9 REF (SKIP TO Q13)

# Survey Instrument

**Q11. Was the information on the judicial performance website helpful in assisting you to be better informed when voting on justices and judges on your ballot in the recent November election?**

- 1 YES
- 2 SOMEWHAT (IF VOLUNTEERED)
- 3 NO (SKIP TO Q13)
- 8 DK (SKIP TO Q13)
- 9 REF (SKIP TO Q13)

**Q12. If yes, what in particular did you find helpful?**

(READ RESPONSES AND SELECT ALL MENTIONED)

- 1 Survey Reports
- 2 Info graphics
- 3 Complete list of judges with recommendations.
- 4 Evaluation Narrative
- 5 Program Information
- 7 Other ( Please specify)
- 8 DK
- 9 REF

**Q13. Do you recall hearing or seeing anything in the newspaper, on television, on the radio, or on social media (Facebook/Instagram) in the last 8 months about “Know Your Judge” or the Commissions on Judicial Performance? (If Yes) Was it?**

- 1 No
- 2 yes, radio
- 3 yes, newspaper
- 4 yes, facebook
- 5 yes, television
- 6 yes, instagram
- 7 other
- 8 dk
- 9 ref



# Survey Instrument

## ASK IF YES TO Q5 OR Q6

**Q14. The Commissions on Judicial Performance have two basic goals: The first goal of the Commissions is to improve the performance of judges. Halfway through a judge's term of office, the Commissions evaluate the job performance of each judge by surveying attorneys, litigants, jurors, and other parties who attend hearings in the court room. The Commissions also conduct courtroom observations, review written decisions, interview other interested parties, and meet with each judge. They report the results of its evaluation to each judge. The reports are used by the judge and commission to monitor the judge's performance and suggest a judge participate in a performance improvement plan to correct any areas of poor performance identified in the evaluation process.**

**Overall, how would you rate the importance of the Commissions' goal to improve the performance of each judge? Using a 5-point scale where 5 means this mission is very important and 1 means it is not important at all, how would you rate the importance of this goal?**

- 5 5 - VERY IMPORTANT
- 4 4
- 3 3
- 2 2
- 1 1 - NOT IMPORTANT AT ALL
- 8 DK
- 9 REF

# Survey Instrument

## ASK IF YES TO Q5 OR Q6

**Q15.** The second goal of the Commissions is to provide the voters with information about the performance of each judge who is running in a retention election. Volunteer commissioners evaluate the job performance of each judge by conducting surveys, interviews, reviewing court records and decisions, and making court room observations. The Commissions' recommendations are made available to the public through the Blue Book and judicial performance website.

Overall, how would you rate the importance of the Commissions' goal to provide voters with information about the performance of each judge on the ballot for retention election? Using a 5-point scale where 5 means this mission is very important and 1 means it is not important at all, how would you rate the importance of this goal?

- 5 5 - VERY IMPORTANT
- 4 4
- 3 3
- 2 2
- 1 1 - NOT IMPORTANT AT ALL
- 8 DK
- 9 REF

## ASK IF YES TO Q5 OR Q6

**Q16.** Overall, how well are the Commissions doing in getting voters information regarding the performance of Colorado's judges and justices on the ballot for retention? Please use a 5 to 1 scale in which 5 means they are doing an excellent job and 1 means they are doing a very poor job.

- 5 5 - EXCELLENT
- 4 4
- 3 3
- 2 2
- 1 1 - VERY POOR
- 8 DK
- 9 REF

# Survey Instrument

## ASK IF YES TO Q5 OR Q6

**Q17. How much did you rely on this information for making your decisions whether or not to retain judges? Using a 5 to 1 scale in which 5 means you relied on this information very much and 1 means you did not rely on it at all, how much did you rely on the information from the Commissions?**

- 5 5 - RELIED VERY MUCH
- 4 4
- 3 3
- 2 2
- 1 1 - DID NOT RELY ON AT ALL
- 8 DK
- 9 REF

## ASK IF YES TO Q5 OR Q6

**Q18. How trustworthy or credible do you find the Commissions' evaluations? Please use a 5 to 1 scale in which 5 means very trustworthy and 1 means not trustworthy at all.**

- 5 5 - VERY TRUSTWORTHY
- 4 4
- 3 3
- 2 2
- 1 1 - NOT TRUSTWORTHY AT ALL
- 8 DK
- 9 REF

**Q19. Generally, do you feel most voters have enough information to make informed decisions about which judges should be retained and which judges should not?**

- 1 YES, HAVE ENOUGH INFORMATION (SKIP TO Q21)
- 2 NO, DO NOT HAVE ENOUGH INFORMATION
- 8 DK (SKIP TO Q21)
- 9 REF (SKIP TO Q21)

# Survey Instrument

**Q20. What types of judicial retention information would you like to have more of?**

**(DO NOT READ CATEGORIES)**

**(TAKE UP TO 3 RESPONSES)**

- 11 BETTER SURVEY DATA
- 12 MORE BIOGRAPHICAL INFORMATION
- 13 BETTER DESCRIPTIONS OF PERFORMANCE
- 14 POLITICAL PARTY AFFILIATION
- 15 JUDGES STANCE ON A PARTICULAR ISSUE
- 16 LIBERAL/CONSERVATIVE
- 17 SENTENCING
- 97 OTHER, SPECIFY:
- 98 DK
- 99 REF

**Q21. How informed do you feel you are about making knowledgeable decisions about which judges should be retained? Using a 5 to 1 scale in which 5 means you feel very informed and 1 means you feel not informed at all, how informed are you?**

- 5 5 - VERY INFORMED
- 4 4
- 3 3
- 2 2
- 1 1 - NOT INFORMED AT ALL
- 8 DK
- 9 REF

# Survey Instrument

THANK YOU FOR YOUR PATIENCE; WE ARE ALMOST DONE. NOW, I WOULD LIKE TO ASK SOME QUESTIONS FOR STATISTICAL PURPOSES ONLY.

**22. Into which age category do you fit?  
(READ CATEGORIES)**

- 1 18 to 34 years
- 2 35 to 49 years
- 3 50 to 64 years
- 4 65 years or older
- 8 DK
- 9 REF

**23. Which of the following categories best describes your total household income?  
(READ CATEGORIES)**

- 1 Less than \$20,000
- 2 \$20,000 to \$39,999
- 3 \$40,000 to \$59,999
- 4 \$60,000 to \$79,999
- 5 \$80,000 and over
- 8 DK
- 9 REF

**24. Do you consider yourself to be:  
(READ CATEGORIES)**

- 1 Hispanic
- 2 Anglo/Caucasian
- 3 Black/African-American
- 4 Native American Indian
- 5 Or of other descent?
- 8 DK
- 9 REF

# Survey Instrument

**25. What is the highest level of education you have attained?  
(READ CATEGORIES)**

- 1 Some high school
- 2 High school graduate
- 3 Some college/associate degree/vocational certificate
- 4 College graduate (4 years)
- 5 Graduate work or degree
- 8 DK
- 9 REF

**26. How long have you been a resident of Colorado?**

- 1 Less than 8 years
- 2 8 to 20 years
- 3 More than 20 years
- 8 DK
- 9 REF

**27. Are you a registered Democrat, Republican, Unaffiliated or other?**

- 1 Democrat
- 2 Republican
- 3 Unaffiliated/D-T-S/other
- 8 DK
- 9 REF

**Q28. Are you...**

- 1 Male, or
- 2 Female
- 3 SOMETHING ELSE? (SPECIFY)
- 8 DK
- 9 REF

# Survey Instrument

1. Moffat
2. Rio Blanco
3. Garfield
4. Mesa
5. Delta
6. Montrose
7. Ouray
8. San Miguel
9. San Juan
10. Dolores
11. Montezuma
12. La Plata
13. Routt
14. Eagle
15. Jackson
16. Grand
17. Pitkin
18. Gunnison
19. Hinsdale
20. Mineral
21. Archuleta
22. Conejos
23. Rio Grande
24. Saguache
25. Chaffee
26. Lake
27. Summit
28. Clear Lake
29. Park
30. Gilpin
31. Boulder
32. Fremont
33. Teller
34. Custer
35. Alamosa
36. Costilla
37. Huerfano
38. Las Animas
39. Baca
40. Prowers
41. Bent
42. Otero
43. Pueblo
44. El Paso
45. Douglas
46. Jefferson
47. Denver
48. Broomfield
49. Weld
50. Morgan
51. Adams
52. Yuma
53. Kit Carson
54. Kiowa
55. Cheyenne
56. Lincoln
57. Elbert
58. Washington
59. Arapahoe
60. Crowley
61. Phillips
62. Larimer
63. Sedgwick
64. Logan