



2022 Colorado Voter Knowledge Assessment

Colorado Office of Judicial Performance Evaluation

Research Report

December 2022



511 Congress Street, Suite 801
Portland, ME 04101
www.marketdecisions.com
(207) 767-6440

Prepared by:

Xiaolei Pan, Senior Research Analyst
Nat Mildner, Vice President

This research was conducted on behalf of the Colorado Office of Judicial Performance Evaluation (OJPE) to gather information on the knowledge and perception of Colorado voters about the Judicial Performance Evaluation Process.



The report was prepared by the research team at Market
Decisions Research of Portland, Maine.

Table of Contents

Key Findings.....	4
Methods.....	7
Detailed Findings.....	9
Demographics.....	30
Appendix.....	33





Key Findings



Key Findings

Awareness of Judicial Evaluations

A strong plurality of Colorado voters (49%) who participated in the recent election report being aware of judicial evaluations conducted by the Colorado Commissions on Judicial Performance.

Among those who have heard of the evaluations, nearly half (49%) say the goals of the commissions are to provide voters with information about the performance of each judge running for retention.

Judicial Information Needed

50% of voters say they feel most voters do have enough information to make informed decisions during retention elections, up from 24% in 2020.

Voters would like: better descriptions of performance, better survey data, and to know a judge's stance on a particular issue and sentencing.

The Colorado Blue Book

Among those aware of the commission evaluations or recommendations

Almost all (91%) recall receiving a copy of the Colorado Blue Book in the mail and 82% used the book to review judicial performance evaluations.

91% say the Blue Book was helpful in assisting to be better informed when voting on justices and judges in the recent November election.

The Website

Among those aware of the commission evaluations or recommendations

One-third visited the commissions' website to review the evaluations of the judges, up from 20% in 2020.

81% of visitors say the information was helpful in assisting to be better informed when voting on justices and judges, compared to 76% in 2020.

Key Findings (cont'd)

Performance & Credibility of the Commissions

Among those aware of commission evaluations or recommendations

When asked to rate the importance of the commissions' goal to improve the performance of each judge, 88% say the Commissions' goals are very important or important, an increase from 76% in 2020.

A similar figure (92%) say the commissions' goal to provide voters with information about the performance of each judge on the ballot for retention election is also very important or important, an increase from 77% in 2020.

Three-in-five (61%) say the commissions are doing an excellent or good job in getting voters information about the performance of Colorado's judges and justices that are on the ballot for retention. 31% say the commissions are doing an excellent job getting information to voters, an increase from 24% in 2020.

71% say they relied on the information from the commissions (a score of 4 or 5) to decide whether to retain judges, an increase from 61% in 2020.

When asked to evaluate the credibility of the commissions' evaluations, more than one third (72%) say they feel the commissions' evaluations are trustworthy (a score of 4 or 5) with 36% saying the commissions' evaluations are very trustworthy. Both percentages are higher than in 2020.



Methodology



Methodology

Background

The Colorado Office of Judicial Performance Evaluation (OJPE) periodically polls Colorado voters to gather information on their knowledge and perception about the Judicial Performance Evaluation Process.

In 2022, the OJPE contracted Market Decisions Research (MDR) of Portland, Maine to field a survey to Colorado voters and then provide OJPE with this detailed report.

Sample

The sample for this phone survey was composed of listed telephone numbers of registered Colorado voters. This sample included cellular telephone numbers. The sample for online panel survey was composed of registered voters with email address.

Data Collection

Data collection took place from November 18 to December 17 and was conducted by MDR's call center. Online survey was administered on December 7th in the Voxco platform.

Survey Instrument

The survey instrument for this survey was designed by the Colorado Office of Judicial Performance Evaluation.

Completed Surveys

Over the course of data collection, a total of 428 surveys were completed via telephone. Of these, 215 were completed via telephones and 213 were completed online.

Limitations

It is important to keep in mind that the survey results presented in this report are of the unweighted sample.

Given the nature of the survey questions, and in some cases, the small sample sizes for certain sub-groups, one should use caution when drawing conclusions from the results. They may only represent the opinions of those who completed the survey and not the larger population of Coloradans.

Sampling Error

The overall sampling error for a sample of 400 is $\pm 5\%$ at the 95% confidence level. This means that given a percentage response, say 45%, there is a 95% chance that the actual percentage is between 40% and 50% if everyone in the population were surveyed.

Sub samples of groups of respondents will have higher margins of error, $\pm 6\%$ for 300, $\pm 7\%$ for 200, $\pm 8\%$ for 150 and $\pm 10\%$ for 100.

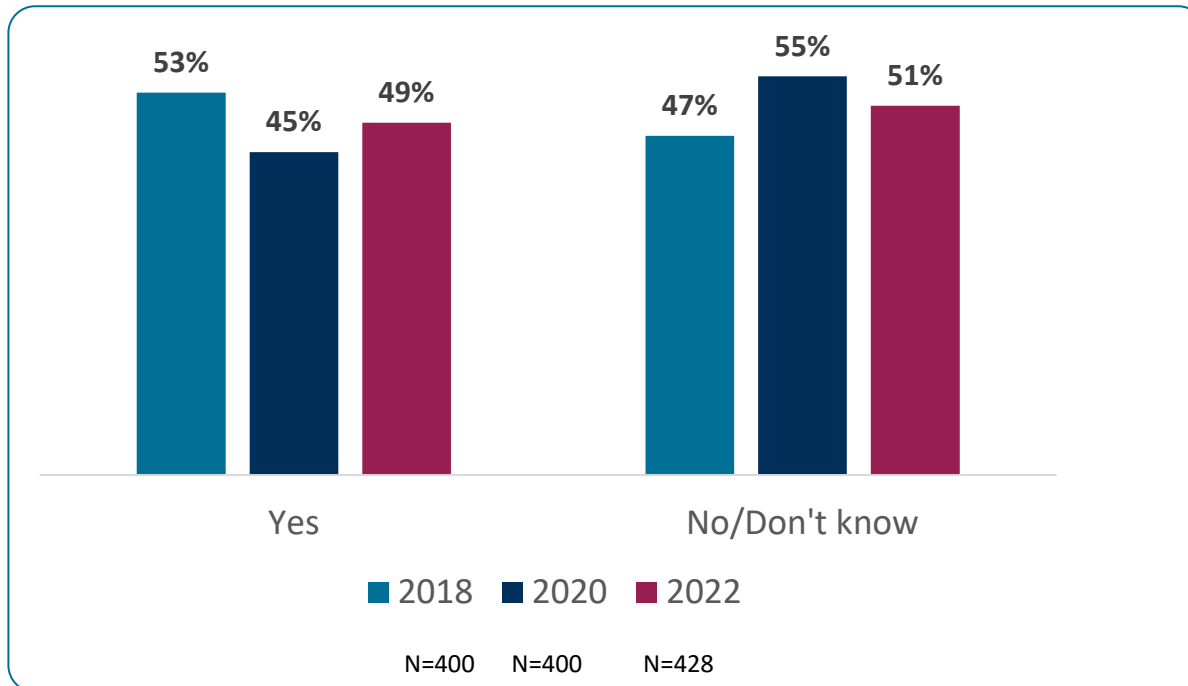


Detailed Findings



Awareness Of Judicial Evaluations

Q3: Have you ever heard of judicial evaluations conducted by the Colorado Commissions on Judicial Performance?



Summary

Nearly half (49%) of Coloradans who participated in the recent election report being aware of judicial evaluations conducted by the Colorado Commissions on Judicial Performance, up from 45% in 2020.

Voters with graduate degrees (63%) are significantly more likely to be aware of judicial evaluations conducted by the Colorado Commissions on Judicial Performance.

Perceived Goals Or Missions Of The Commissions On Judicial Performance

Q4: Do you happen to know what are any of the goals of the Commissions on Judicial Performance?

	2018 N=212	2020 N=179	2022 N=210
Provide voters with information about the performance of each judge who is running for retention	15%	11%	49%
To improve the performance/skills of judges	12%	11%	26%
To rate/grade judges' performance	21%	24%	25%
Other	0%	6%	8%
Don't Know/Won't Say	61%	67%	32%

Summary

Among those who have heard of the Colorado Commissions on Judicial Performance's evaluations nearly half (49%) say the goals of the commissions is to provide voters with information about the performance of each judge who is running for retention, a significant increase from 2020.

It is important to note that only one-third (32%) say they are unsure of the goals of the commissions, much lower than in 2020.

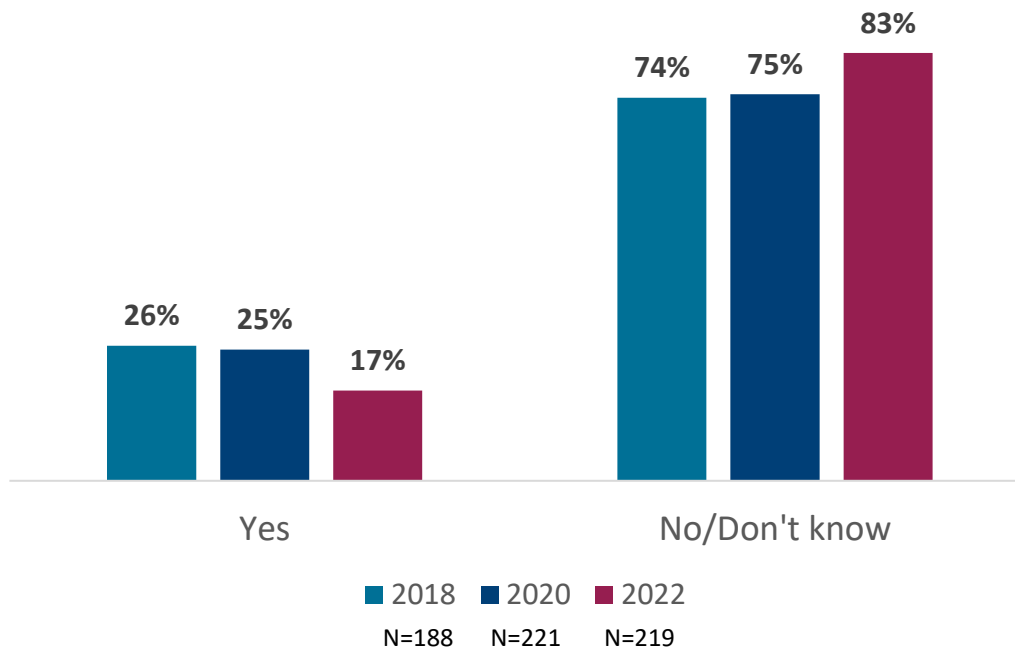
Awareness Of The Commissions On Judicial Performance

Q5: The Colorado Commissions on Judicial Performance evaluate the job performance of Colorado's judges standing for retention and reports their findings to Colorado's voters prior to each election. Are you aware of these Commissions?

Summary

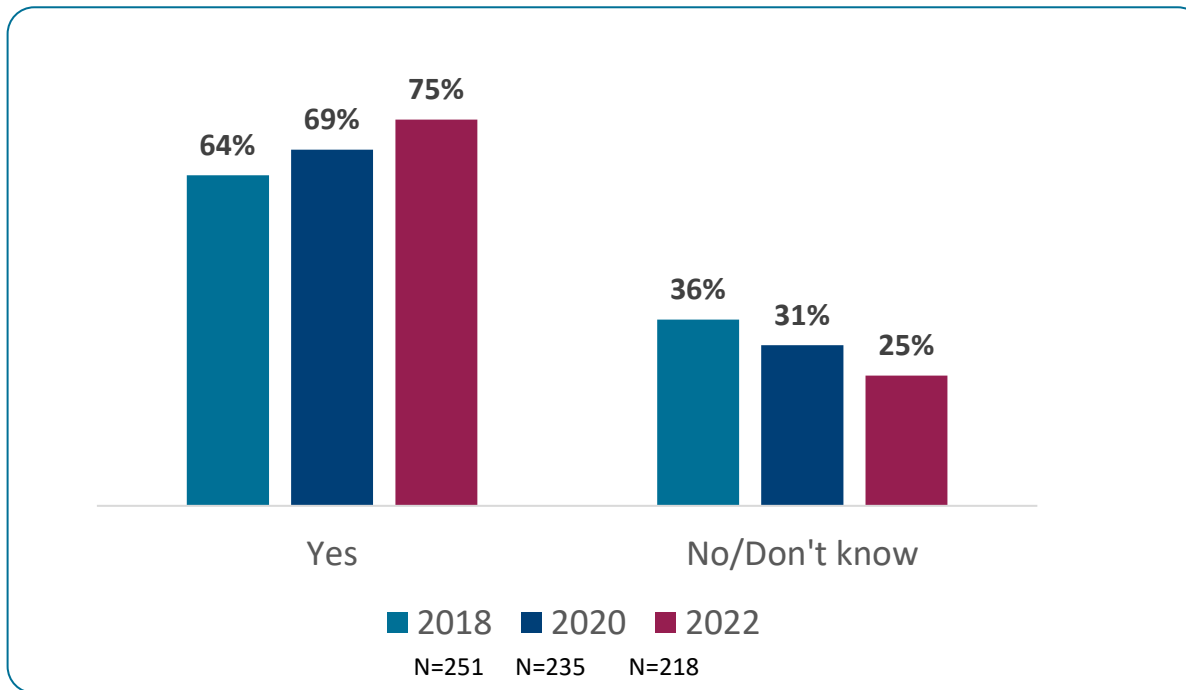
Among voters who did not initially say they have heard of the Colorado Commissions on Judicial Performance, only 17% say they are aware of the commissions after being aided with a brief description of the commissions' function.

This is a slight decrease compared to 25% in 2020.



Recall Reading/Hearing About Any Of The Judicial Evaluations Or Recommendations By The Commissions

Q6: Do you recall reading or hearing about any of the judicial evaluations or recommendations that were written by the Commissions on Judicial Performance?



Asked of those aware of the Commissions on Judicial Performance.

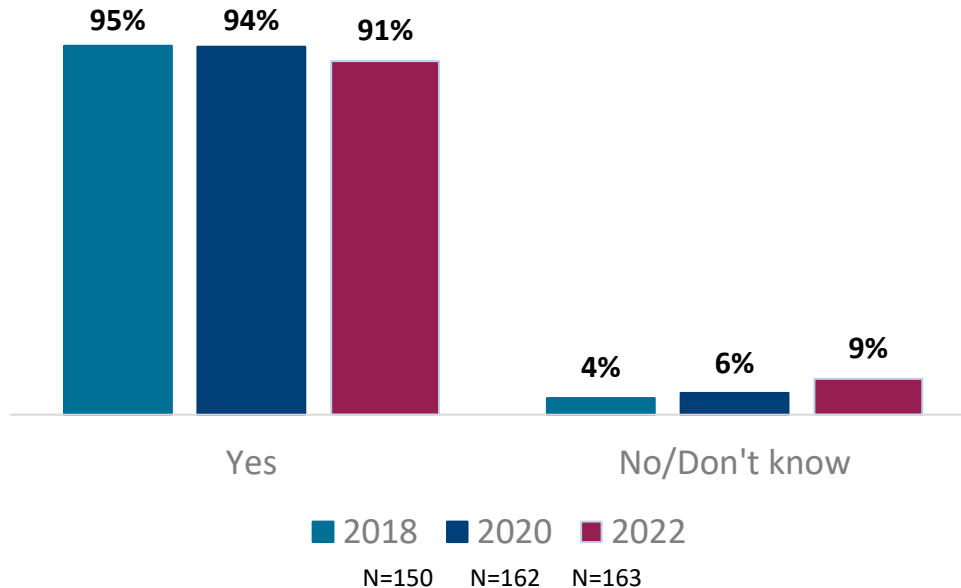
Summary

Overall, three-quarters of voters with an awareness of the Commissions on Judicial Performance say they recall reading or hearing about judicial evaluations or recommendations that are written by the commissions.

This is a slight increase compared to 69% in 2020.

Recollection Of Receiving The Blue Book In The Mail

Q7: Do you recall receiving a copy of the blue book in the mail?



Asked of all that recall reading or hearing about judicial evaluations or recommendations written by the Commissions on Judicial Performance.

Summary

Among those aware of judicial evaluations or recommendations, 91% recall receiving a copy of the Colorado Blue Book in the mail, comparable to 2020.

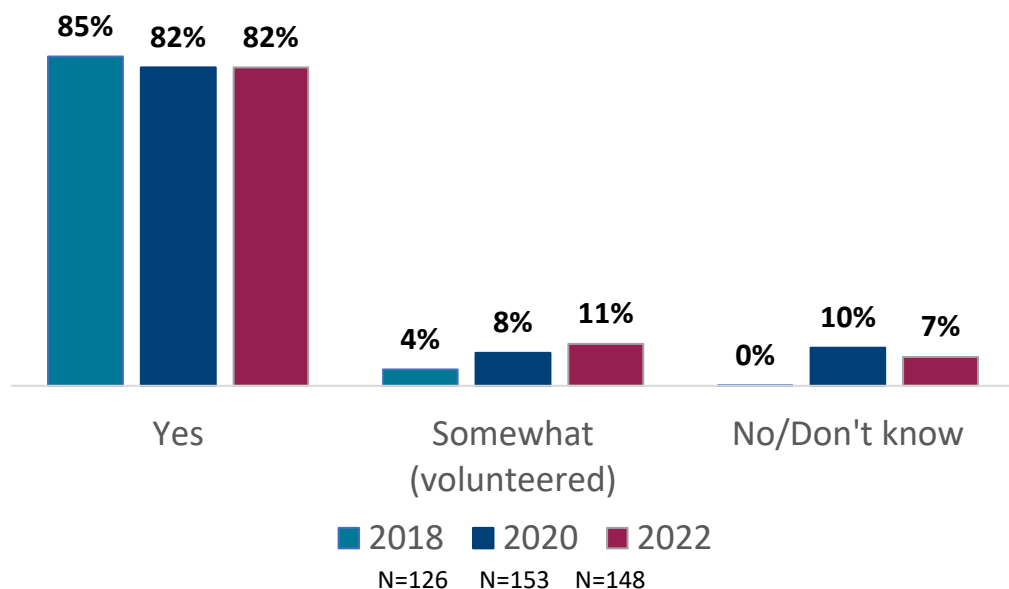
Utilization Of The Colorado Blue Book To Review Judicial Retention Recommendations

Q8: Did you use the voter guide, also known as the Colorado Blue Book, to review judicial performance evaluations?

Summary

Over four in five are aware of commission evaluations or recommendations (82%) say they used the voter guide, also known as the Colorado Blue Book, to review judicial performance evaluations.

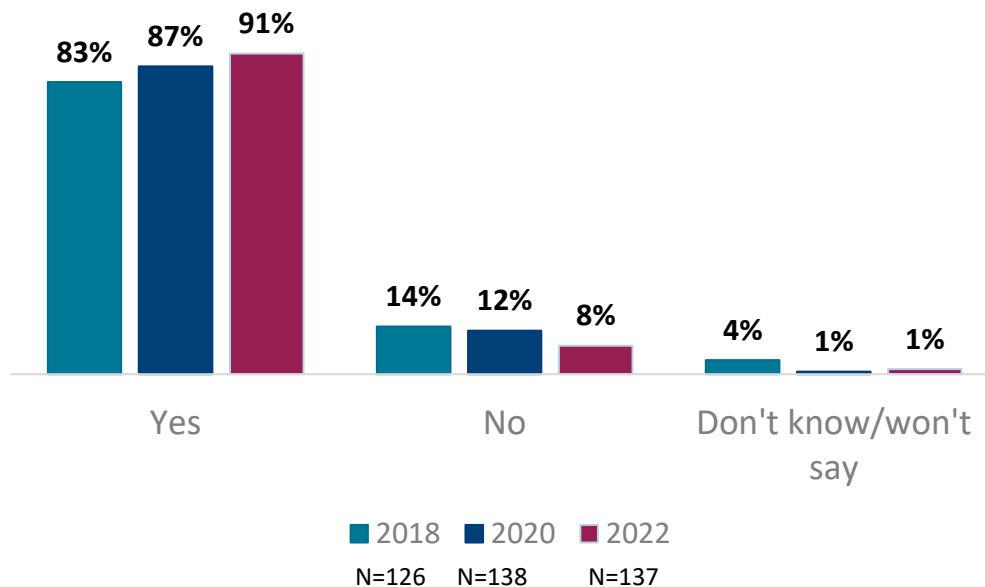
This is comparable to the 82% in 2020.



Asked of all that recall reading or hearing about judicial evaluations or recommendations written by the Commissions on Judicial Performance.

Voter Guide Helpfulness When Voting On Justices And Judges

Q9: Was the voter guide that you received helpful in assisting you to be better informed when voting on justices and judges on your ballot in the recent November election?



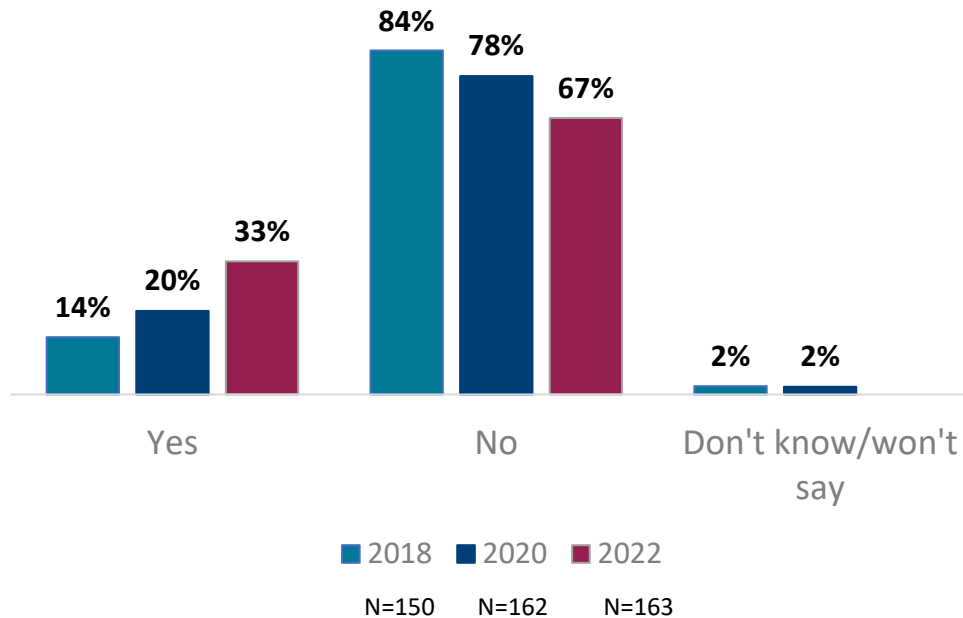
Asked of all that recall reading or hearing about judicial evaluations or recommendations written by the Commissions on Judicial Performance and read the Colorado Blue Book.

Summary

Nine in ten (91%) of those aware of commission evaluations or recommendations and that read the Colorado Blue Book found the guide helpful, up slightly from 2020.

Visited The Commissions' Website To Review Evaluations On Judges

Q10: Did you visit the website to review the evaluations of the judges?



Asked of all that recall reading or hearing about judicial evaluations or recommendations written by the Commissions on Judicial Performance.

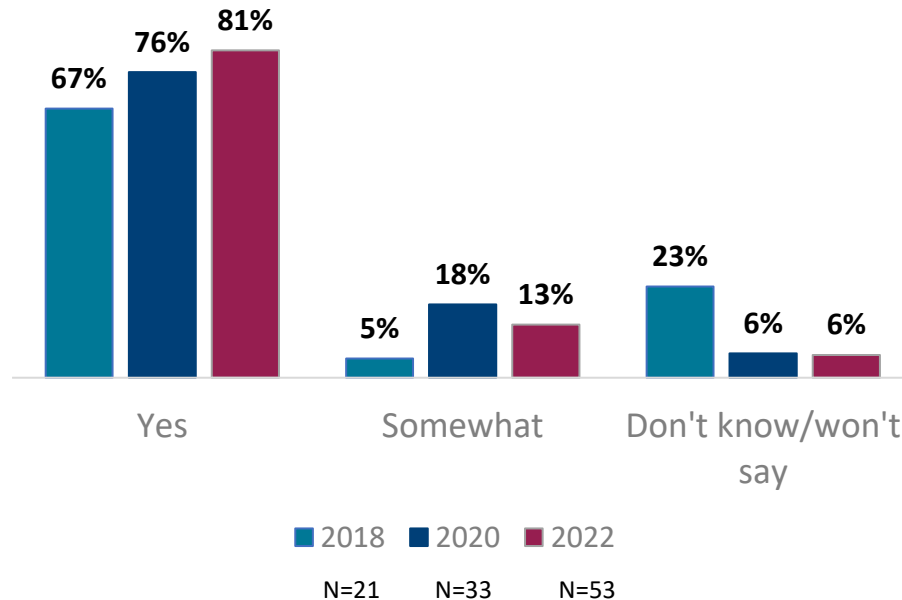
Summary

One-third (33%) of those aware of commission evaluations or recommendations visited the website to review the evaluation of judges, up from 20% in 2020.

48% of those 18 to 49 visited the website.

Helpfulness Of Information On Website

Q11: Was the information on the judicial performance website helpful in assisting you to be better informed when voting on justices and judges on your ballot in the recent November election?



Asked of all visiting the website.

Summary

Among those who visited the judicial performance website, four in five (81%) say the information was helpful in assisting them to be better informed when voting on justices and judges, a slight increase from 76% in 2020.

Helpfulness Of Information On Website

Q12: What in particular did you find helpful?

	2018 N =21	2020 N=33	2022 N=50
Evaluation Narrative	- *	- *	64%
Complete List of Judges with Recommendations	- *	42%	62%
Survey Reports	19%	23%	52%
Info graphics	14%	10%	20%
Program Information	33%	10%	22%
Other Please Specify	- *	61%	10%
Don't know/won't say	33%	3%	0%

Asked of all visiting the website.

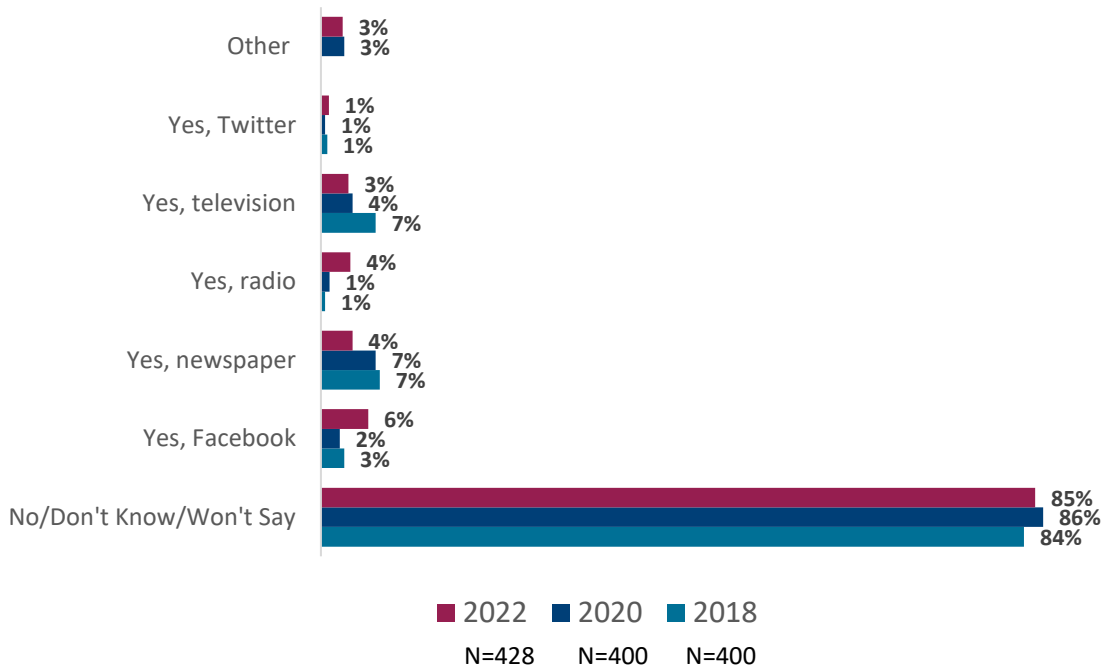
* Category was not included in 2018, 2020 questionnaires

Summary

Among those who visited the judicial performance website, evaluation narrative was the most (64%) was the most helpful information they found on the website, followed by a complete list of judges with recommendations (62%).

Recall Hearing/Seeing Anything About The Commissions On Judicial Performance

Q13: Do you recall hearing or seeing anything in the newspaper, on television, on the radio, or on social media [Facebook/Twitter] in the last 6 months about the Commissions on Judicial Performance?



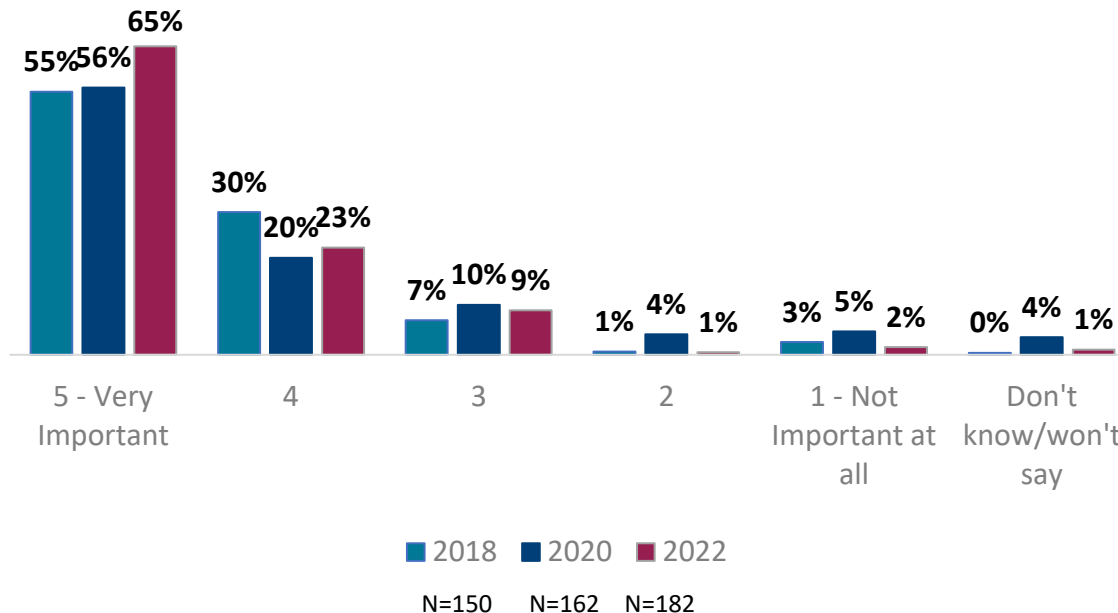
Summary

The vast majority of voters (85%) say they do not recall hearing or seeing anything in the last 6 months about the Commissions on Judicial Performance.

Facebook (6%) and newspaper (4%) were the most common place for those who recall hearing or seeing something about the commissions.

Overall Rating Of The Importance Of The Commissions' Mission To Provide Voters With Information About The Performance Of Each Judge

Q14: Overall, how would you rate the importance of the Commissions' goal to improve the performance of each judge?



Asked of all that recall reading or hearing about judicial evaluations or recommendations written by the Commissions on Judicial Performance.

Summary

When rating the importance of the commissions' goal to improve the performance of each judge, 88% of those aware of commission evaluations or recommendations say the commissions' goal is very important or important; 65% say this goal is very important.

In 2020, 76% rated the commission's goal to improve performance as very important or important.

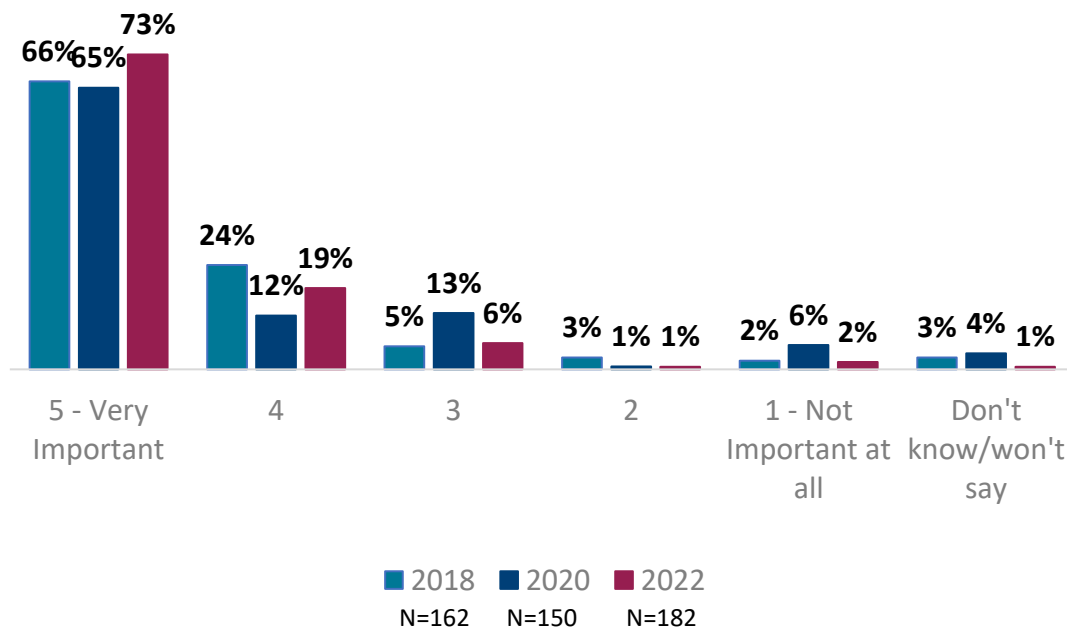
Overall Importance Of The Commissions' Mission To Improve The Performance Of Each Judge

Q15: Overall, how would you rate the importance of the Commissions' goal to provide voters with information about the performance of each judge on the ballot for retention election?

Summary

When rating the importance of the commissions' goal to provide voters with information about the performance of each judge on the ballot for retention election, 92% of those aware of commission evaluations or recommendations indicate the goal is very important or important, 73% indicate the goal is very important.

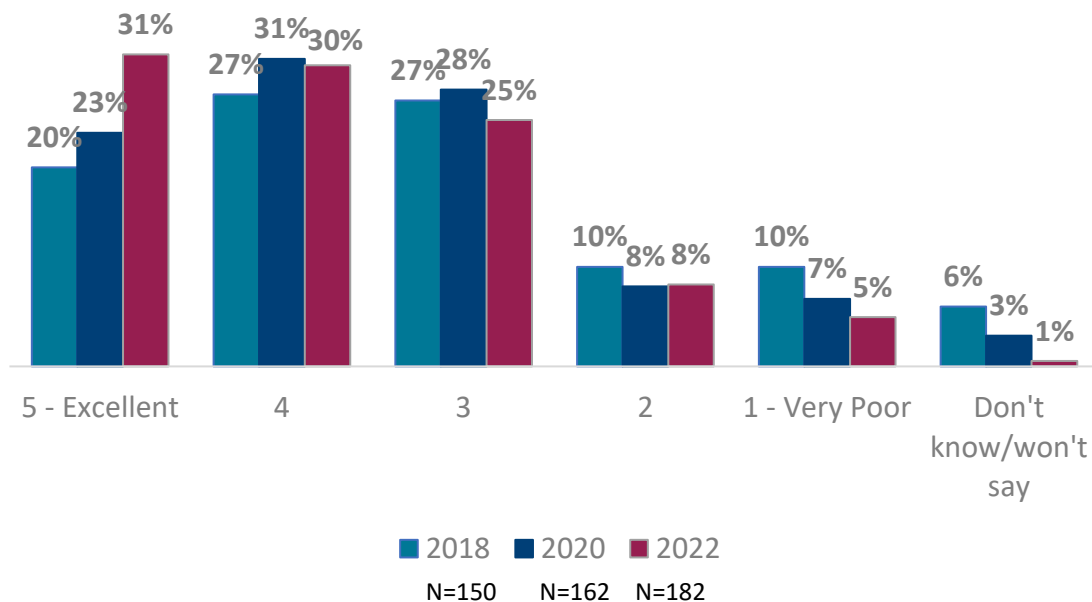
This is an increase from 77% in 2020 that indicated the goal is very important or important.



Asked of all that recall reading or hearing about judicial evaluations or recommendations written by the Commissions on Judicial Performance.

Overall Rating Of Commissions Getting Voters Information Regarding The Performance Of Judges/Justices On The Ballot

Q16: Overall, how well are the Commissions doing in getting voters information regarding the performance of Colorado's judges and justices on the ballot for retention



Asked of all that recall reading or hearing about judicial evaluations or recommendations written by the Commissions on Judicial Performance.

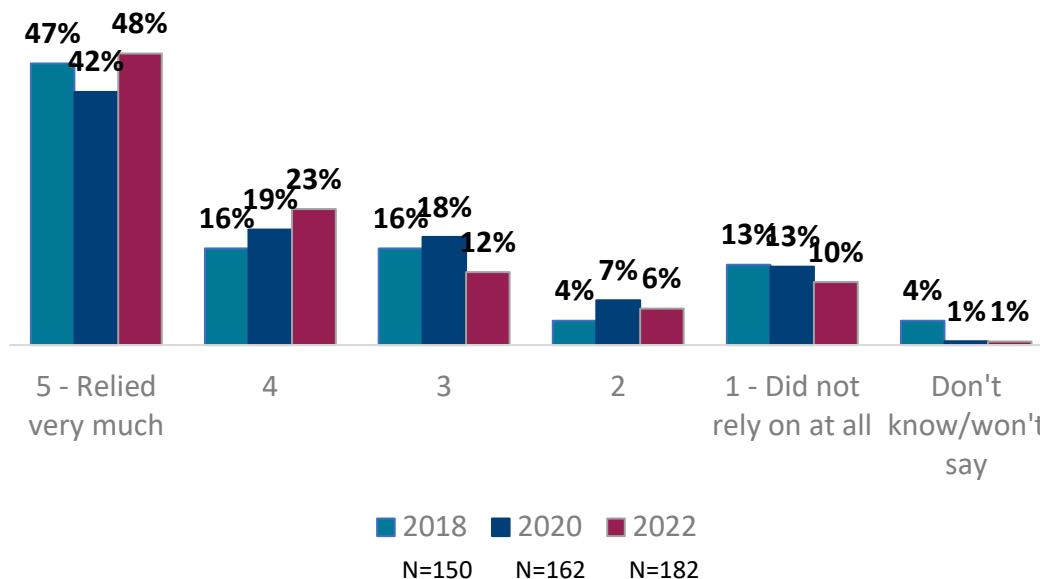
Summary

When rating how well the commissions are doing in getting information to voters about the performance of Colorado's judges and justices on the ballot for retention, three in five (61%) of those aware of commission evaluations or recommendations say the commissions are doing an excellent or good job (a score of 4 or 5); 31% say the commissions are doing an excellent job getting information to voters.

This is an increase from 54% in 2020 that indicated the commissions are doing an excellent or good job getting voters information.

Level Of Reliance On Information When Making Decision On Retaining Judges

Q17: How much did you rely on this information for making your decisions whether or not to retain judges?



Asked of all that recall reading or hearing about judicial evaluations or recommendations written by the Commissions on Judicial Performance.

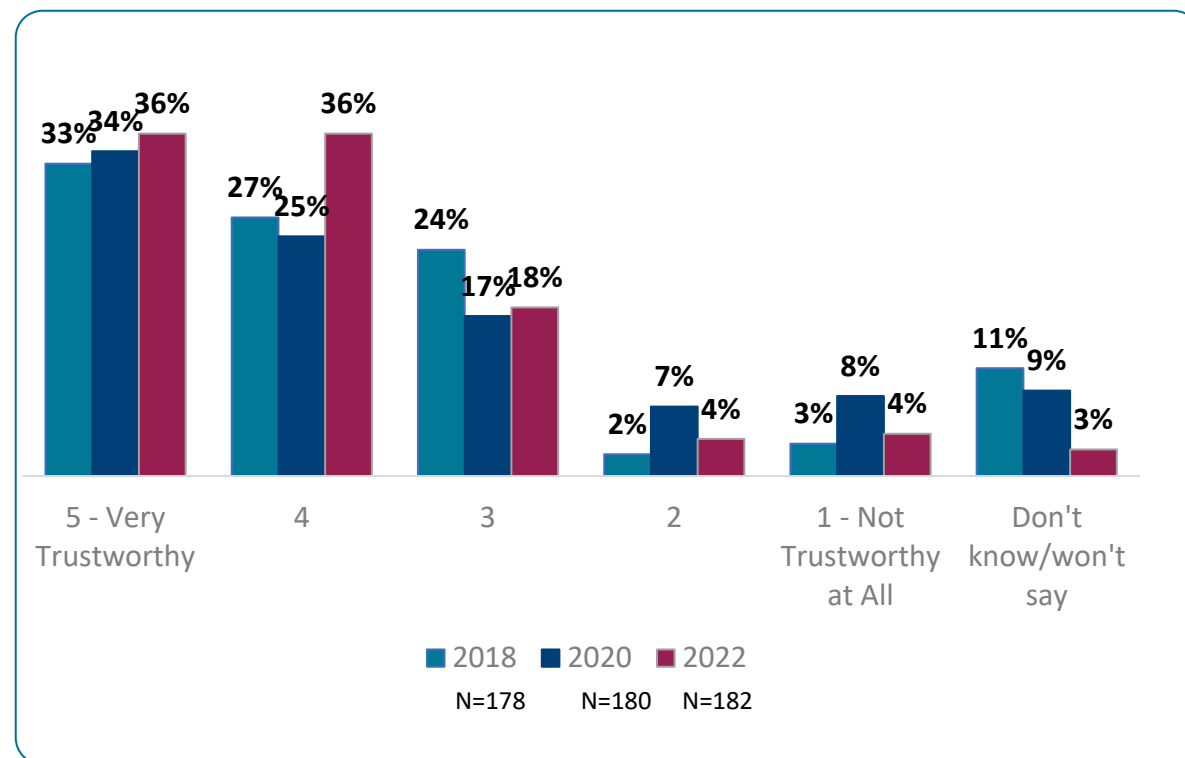
Summary

Seven-in-ten (71%) of those aware of commission evaluations or recommendations say they relied on the information from the commissions (a score of 4 or 5) to decide whether to retain judges, near half (48%) say they relied very much on the information provided by the commissions.

This is an increase from 61% in 2020.

Trustworthiness Or Credibility Of The Commissions' Evaluations

Q18: How trustworthy or credible do you find the Commissions' evaluations?



In 2022, question was asked of those that recall reading or hearing about judicial evaluations or recommendations written by the Commissions on Judicial Performance. 2018 and 2020 data were recalculated for comparison.

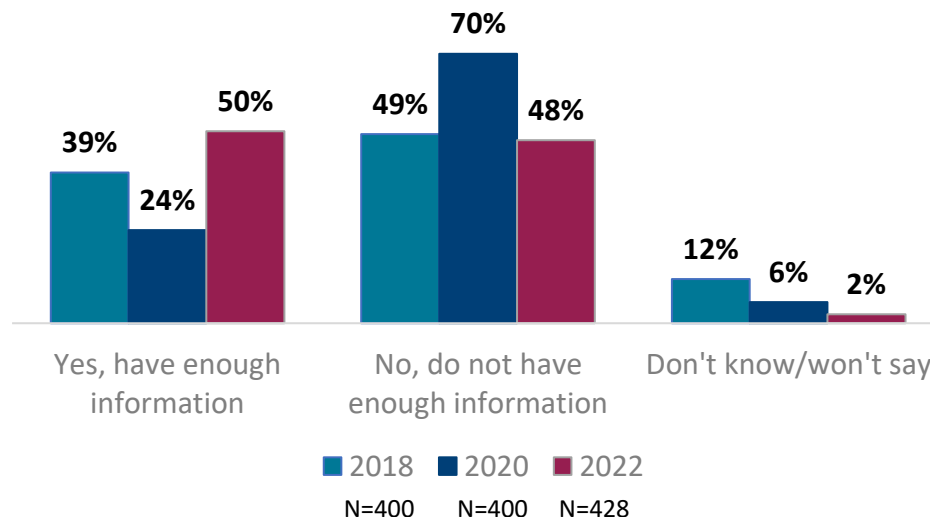
Summary

When evaluating the credibility of the commissions' evaluations, almost three-quarter (72%) of **Colorado Voters** say the commissions' evaluations are trustworthy (a score of 4 or 5) with 36% saying the commissions' evaluations are very trustworthy.

This is an increase from 59% finding the information very trustworthy or trustworthy in 2020.

Overall Feeling That Most Voters Have Enough Information To Make An Informed Decision About Judges Retentions

Q19: Generally, do you feel most voters have enough information to make informed decisions about which judges should be retained and which judges should not?



Summary

Half voters say most voters have enough information to make informed decisions about which judges should be retained and which judges should not, significantly higher than in 2020 (24%).

Types Of Judicial Information Would Like To See More

Q20: What types of judicial retention information would you like to have more of?

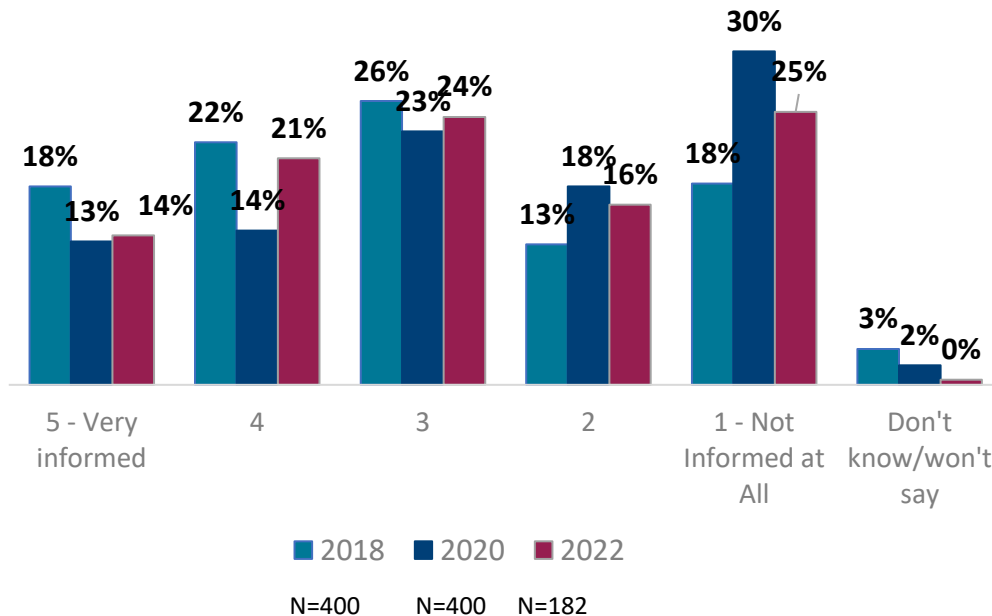
	2018 N=197	2020 N=281	2022 N= 204
Better descriptions of performance	30%	32%	35%
Judges stance on a particular issue	28%	27%	26%
Better survey data	9%	9%	26%
Sentencing	18%	12%	25%
Political party affiliation	6%	14%	18%
More biographical information/More information in general	12%	24%	15%
Liberal/Conservative	6%	7%	10%
What cases they have had and their rulings/the outcomes of their cases	7%	3%	6%
Performance grade for each judge	2%	2%	3%
Use more media source to provide information	-	3%	0%
Use simple terms not legal jargon so people can understand	2%	0%	0%
Pro Defense/Prosecution	-	1%	-
All of above	-	2%	-
Other	13%	3%	5%
Don't Know/Won't Say	23%	20%	10%

Summary

Over one-third (35%) of voters say they would like to have better descriptions of performance. This was followed by a judge's stance on a particular issue (26%) and better survey data (26%).

Overall Level Of Knowledge About Which Judges Should Be Retained

Q21: How informed do you feel you are about making knowledgeable decisions about which judges should be retained?



Summary

Over one-third (35%) of Colorado voters say they felt informed (a score of 4 or 5) about making knowledgeable decisions about which judges should be retained, with 14% saying very informed.

Two-in-five (41%) did not feel informed, slight decrease from 48% in 2020.



Demographics



Demographic Characteristics

Age Categories	2018	2020	2022
18 to 34 years	11%	7%	18%
35 to 49 years	21%	15%	28%
50 to 64 years	35%	30%	27%
65 years or older	34%	47%	27%
Won't Say	0%	1%	0%

Ethnicity	2018	2020	2022
Hispanic	6%	6%	7%
Anglo/Caucasian	76%	80%	79%
Black/African-American	3%	1%	3%
Native American Indian	2%	1%	3%
Other Descent	7%	6%	5%
Won't Say	6%	6%	6%

Gender	2018	2020	2022
Male	50%	51%	44%
Female	50%	50%	55%

Household Income	2018	2020	2022
Less than \$20,000	7%	7%	6%
\$20,000 to \$39,999	13%	14%	11%
\$40,000 to \$59,999	17%	15%	18%
\$60,000 to \$79,999	14%	13%	14%
\$80,000 and over	32%	32%	45%
Won't Say	18%	19%	6%

Education Level	2018	2020	2022
Some high school	1%	1%	0%
High school graduate	12%	11%	10%
Some college/Associate degree/Vocational certificate	29%	33%	29%
College graduate [4 years]	29%	27%	34%
Graduate work or degree	28%	26%	26%
Won't Say	2%	3%	0%

Demographic Characteristics (cont'd)

Length of Residency	2018	2020	2022
Less than 8 years	5%	7%	20%
8 to 20 years	16%	15%	17%
More than 20 years	79%	78%	63%
Won't Say	1%	1%	-

Political Affiliation	2018	2020	2022
Democrat	31%	34%	42%
Republican	40%	31%	22%
Unaffiliated/Other	29%	36%	35%
Won't Say	-	-	1%

Region	2018	2020	2022
Eastern Plains	9%	7%	7%
Metro	40%	39%	49%
North Front Range	18%	19%	16%
South Front Range	21%	22%	18%
Western Slope	12%	14%	9%



Appendix



Survey Instrument

Better Data | Better Insights | Better Outcomes

2022 Colorado Voter Knowledge Survey

Telephone Survey Instrument

Project Number: 3027010

Prepared for: Colorado Office of Judicial Performance Evaluation

11/10/2022

Survey Instrument

Survey Introduction, Information, and Lead-In Screens

LEAD

May I speak with <NAME>?

IF THIS PERSON IS NOT AT THIS NUMBER THEN ASK: Is there a anyone registered to vote in Colorado at this number
IF YES ASK TO SPEAK TO THIS PERSON

Hello, This is ___ calling to speak with voters in Colorado. I'm merely calling to ask you opinion on how judges are evaluated in the state. Can you answer a few questions for me?

READ AS NEEDED:

We are conducting an important survey about the evaluation of judges in Colorado.

Your phone number was selected at random, and we would greatly appreciate a few minutes of your time.

I'm calling from Market Decisions Research, an independent research firm located in Portland Maine

RES1.Are you currently registered to Vote in the state of Colorado?

- 1 YES
- 2 NO (SKIP TO OTHVOTE)
- 8 DK (SKIP TO OTHVOTE)
- 9 REF (SKIP TO OTHVOTE)

OTHVOTE. Is there anyone in the household that is registered to vote in Colorado?

IF YES: May I please speak with this person?

- 1 YES, AVAILABLE NOW
- 2 YES, NOT AVAILABLE NOW (SCHEDULE CALLBACK)
- 8 NO (TERMINATE)

Survey Instrument

- 9 DON'T KNOW (TERMINATE)
- 5 REFUSED (TERMINATE)

IF THERE ARE NO REGISTERED VOTERS OR DK OR REF TO OTHVOTE INT16

Thank you for your time but for this survey I need to speak with a person registered to vote in Colorado.

Goodbye

Q2. Did you vote in the recent General Election?

- 1 YES
- 2 NO (TERMINATE)
- 8 DK (TERMINATE)
- 9 REF (TERMINATE)

IF PERSON DID NOT VOTE IN ELECTION INT17

Thank you for your time but for this survey I need to speak with a person that voted in the 2022 general election.

Goodbye

Q3. Have you ever heard of judicial evaluations conducted by the Colorado Commissions on Judicial Performance?

- 1 YES
- 2 NO (SKIP TO Q5)
- 8 DK SKIP TO Q5)
- 9 REF SKIP TO Q5)

Q4. Do you happen to know what are any of the goals of the Commissions on Judicial Performance?

(DO NOT READ CATEGORIES)
(TAKE UP TO 3 RESPONSES)

(Probe) Anything else?

Survey Instrument

- 1 TO IMPROVE THE PERFORMANCE/SKILLS OF JUDGES
- 2 PROVIDE VOTERS WITH INFORMATION ABOUT THE PERFORMANCE OF EACH JUDGE WHO IS RUNNING FOR RETENTION
- 3 TO RATE/GRADE JUDGES' PERFORMANCE
- 7 OTHER, SPECIFY:
- 8 DK
- 9 REF

Q5. The Colorado Commissions on Judicial Performance evaluate the job performance of Colorado's judges standing for retention and reports their findings to Colorado's voters prior to each election. Are you aware of these Commissions?

- 1. Yes
- 2. No (SKIP TO Q13)
- 8. DK (SKIP TO Q13)
- 9. REF(SKIP TO Q13)

Q6. Prior to the November election, the Commissions on Judicial Performance evaluated all of the County judges, District Court judges, and appellate judges and justices in Colorado that were on the ballot for their retention election. The Commission's report their findings by writing a summary narrative for each judge. The Commissions also states whether each judge is meeting or not meeting performance standards. Do you recall reading or hearing about any of the judicial evaluations or recommendations that were written by the Commissions?

- 1. Yes
- 2. No (SKIP TO Q13)
- 8. DK (SKIP TO Q13)
- 9. REF(SKIP TO Q13)

Q7. The State of Colorado produces a ballot information booklet, also known as the Blue Book, which includes non-partisan information on Constitutional amendments and the judicial retention recommendations from the Commissions on Judicial Performance. Do you recall receiving this publication in the mail or not?

- 1 YES
- 2 NO (SKIP TO Q10)
- 8 DK (SKIP TO Q10)
- 9 REF (SKIP TO Q10)

Survey Instrument

Q8. Did you use the voter guide, also known as the Colorado Blue Book, to review judicial retention recommendations?

- 1 YES
- 2 SOMEWHAT (IF VOLUNTEERED)
- 3 NO (SKIP TO Q10)
- 8 DK (SKIP TO Q10)
- 9 REF (SKIP TO Q10)

Q9. Was the voter guide that you received helpful in assisting you to be better informed when voting on justices and judges on your ballot in the recent November election?

- 1 YES
- 2 NO
- 8 DK
- 9 REF

Q10. The Commissions on Judicial Performance report judicial retention recommendations and information on their website, www.judicialperformance.colorado.gov. Did you visit the Commissions on Judicial Performance website to review the evaluations of the judges?

- 1 YES
- 2 NO (SKIP TO Q13)
- 8 DK (SKIP TO Q13)
- 9 REF (SKIP TO Q13)

Q11. Was the information on the judicial performance website helpful in assisting you to be better informed when voting on justices and judges on your ballot in the recent November election?

- 1 YES
- 2 SOMEWHAT (IF VOLUNTEERED)
- 3 NO (SKIP TO Q13)
- 8 DK (SKIP TO Q13)
- 9 REF (SKIP TO Q13)

Survey Instrument

Q12. If yes, what in particular did you find helpful?

(READ RESPONSES AND SELECT ALL MENTIONED)

- 1 Survey Reports
- 2 Info graphics
- 3 Complete list of judges with recommendations.
- 4 Evaluation Narrative
- 5 Program Information
- 7 Other (Please specify)
- 8 DK
- 9 REF

Q13. Do you recall hearing or seeing anything in the newspaper, on television, on the radio, or on social media (Facebook/Twitter) in the last 8 months about "Know Your Judge" or the Commissions on Judicial Performance? (If Yes) Was it?

- 1 NO/DON'T KNOW/WON'T SAY
- 2 YES, RADIO
- 3 YES, NEWSPAPER
- 4 YES, FACEBOOK
- 5 YES, TELEVISION
- 6 YES, TWITTER
- 7 OTHER
- 8 DK
- 9 REF

ASK IF YES TO Q5 OR Q6

Q14. The Commissions on Judicial Performance have two basic goals: The first goal of the Commissions is to improve the performance of judges. Halfway through a judge's term of office, the Commissions evaluate the job performance of each judge by surveying attorneys, litigants, jurors, and other parties who attend hearings in the court room. The Commissions also conduct courtroom observations, review written decisions, interview other interested parties, and meet with each judge. They report the results of its evaluation to each judge. The reports are used by the judge and commission to monitor the judge's performance and suggest a judge participate in a performance improvement plan to correct any areas of poor performance identified in the evaluation process.

Survey Instrument

Overall, how would you rate the importance of the Commissions' goal to improve the performance of each judge? Using a 5-point scale where 5 means this mission is very important and 1 means it is not important at all, how would you rate the importance of this goal?

- 5 5 - VERY IMPORTANT
- 4 4
- 3 3
- 2 2
- 1 1 - NOT IMPORTANT AT ALL
- 8 DK
- 9 REF

ASK IF YES TO Q5 OR Q6

Q15. The second goal of the Commissions is to provide the voters with information about the performance of each judge who is running in a retention election. Volunteer commissioners evaluate the job performance of each judge by conducting surveys, interviews, reviewing court records and decisions, and making court room observations. The Commissions' recommendations are made available to the public through the Blue Book and judicial performance website.

Overall, how would you rate the importance of the Commissions' goal to provide voters with information about the performance of each judge on the ballot for retention election? Using a 5-point scale where 5 means this mission is very important and 1 means it is not important at all, how would you rate the importance of this goal?

- 5 5 - VERY IMPORTANT
- 4 4
- 3 3
- 2 2
- 1 1 - NOT IMPORTANT AT ALL
- 8 DK
- 9 REF

ASK IF YES TO Q5 OR Q6

Q16. Overall, how well are the Commissions doing in getting voters information regarding the performance of Colorado's judges and justices on the ballot for retention? Please use a 5 to 1 scale in which 5 means they are doing an excellent job and 1 means they are doing a very poor job.

Survey Instrument

5 5 - EXCELLENT
4 4
3 3
2 2
1 1 - VERY POOR
8 DK
9 REF

ASK IF YES TO Q5 OR Q6

Q17. How much did you rely on this information for making your decisions whether or not to retain judges? Using a 5 to 1 scale in which 5 means you relied on this information very much and 1 means you did not rely on it at all, how much did you rely on the information from the Commissions?

5 5 - RELIED VERY MUCH
4 4
3 3
2 2
1 1 - DID NOT RELY ON AT ALL
8 DK
9 REF

ASK IF YES TO Q5 OR Q6

Q18. How trustworthy or credible do you find the Commissions' evaluations? Please use a 5 to 1 scale in which 5 means very trustworthy and 1 means not trustworthy at all.

5 5 - VERY TRUSTWORTHY
4 4
3 3
2 2
1 1 - NOT TRUSTWORTHY AT ALL
8 DK
9 REF

Survey Instrument

Q19. Generally, do you feel most voters have enough information to make informed decisions about which judges should be retained and which judges should not?

- 1 YES, HAVE ENOUGH INFORMATION (SKIP TO Q21)
- 2 NO, DO NOT HAVE ENOUGH INFORMATION
- 8 DK (SKIP TO Q21)
- 9 REF (SKIP TO Q21)

Q20. What types of judicial retention information would you like to have more of?

**(DO NOT READ CATEGORIES)
(TAKE UP TO 3 RESPONSES)**

- 11 BETTER SURVEY DATA
- 12 MORE BIOGRAPHICAL INFORMATION
- 13 BETTER DESCRIPTIONS OF PERFORMANCE
- 14 POLITICAL PARTY AFFILIATION
- 15 JUDGES STANCE ON A PARTICULAR ISSUE
- 16 LIBERAL/CONSERVATIVE
- 17 SENTENCING
- 97 OTHER, SPECIFY:
- 98 DK
- 99 REF

Q21. How informed do you feel you are about making knowledgeable decisions about which judges should be retained? Using a 5 to 1 scale in which 5 means you feel very informed and 1 means you feel not informed at all, how informed are you?

- 5 5 - VERY INFORMED
- 4 4
- 3 3
- 2 2
- 1 1 - NOT INFORMED AT ALL
- 8 DK
- 9 REF

Survey Instrument

THANK YOU FOR YOUR PATIENCE; WE ARE ALMOST DONE. NOW, I WOULD LIKE TO ASK SOME QUESTIONS FOR STATISTICAL PURPOSES ONLY.

**22. Into which age category do you fit?
(READ CATEGORIES)**

- 1 18 to 34 years
- 2 35 to 49 years
- 3 50 to 64 years
- 4 65 years or older
- 8 DK
- 9 REF

**23. Which of the following categories best describes your total household income?
(READ CATEGORIES)**

- 1 Less than \$20,000
- 2 \$20,000 to \$39,999
- 3 \$40,000 to \$59,999
- 4 \$60,000 to \$79,999
- 5 \$80,000 and over
- 8 DK
- 9 REF

**24. Do you consider yourself to be:
(READ CATEGORIES)**

- 1 Hispanic
- 2 Anglo/Caucasian
- 3 Black/African-American
- 4 Native American Indian
- 5 Or of other descent?
- 8 DK
- 9 REF

Survey Instrument

25. What is the highest level of education you have attained?
(READ CATEGORIES)

- 1 Some high school
- 2 High school graduate
- 3 Some college/associate degree/vocational certificate
- 4 College graduate (4 years)
- 5 Graduate work or degree
- 8 DK
- 9 REF

26. How long have you been a resident of Colorado?

- 1 Less than 8 years
- 2 8 to 20 years
- 3 More than 20 years
- 8 DK
- 9 REF

27. Are you a registered Democrat, Republican, Unaffiliated or other?

- 1 Democrat
- 2 Republican
- 3 Unaffiliated/D-T-S/other
- 8 DK
- 9 REF

Q28. Are you...

- 1 Male, or
- 2 Female
- 3 SOMETHING ELSE? (SPECIFY)
- 8 DK
- 9 REF

Survey Instrument

- | | | |
|---------------|----------------|----------------|
| 1. Moffat | 23. Rio Grande | 45. Douglas |
| 2. Rio Blanco | 24. Saguache | 46. Jefferson |
| 3. Garfield | 25. Chaffee | 47. Denver |
| 4. Mesa | 26. Lake | 48. Broomfield |
| 5. Delta | 27. Summit | 49. Weld |
| 6. Montrose | 28. Clear Lake | 50. Morgan |
| 7. Ouray | 29. Park | 51. Adams |
| 8. San Miguel | 30. Gilpin | 52. Yuma |
| 9. San Juan | 31. Boulder | 53. Kit Carson |
| 10. Dolores | 32. Freemont | 54. Kiowa |
| 11. Montezuma | 33. Teller | 55. Cheyenne |
| 12. La Plata | 34. Custer | 56. Lincoln |
| 13. Routt | 35. Alamosa | 57. Elbert |
| 14. Eagle | 36. Costilla | 58. Washington |
| 15. Jackson | 37. Huerfano | 59. Arapahoe |
| 16. Grand | 38. Las Animas | 60. Crowley |
| 17. Pitkin | 39. Baca | 61. Phillips |
| 18. Gunnison | 40. Prowers | 62. Larimer |
| 19. Hinsdale | 41. Bent | 63. Sedgwick |
| 20. Mineral | 42. Otero | 64. Logan |
| 21. Archuleta | 43. Pueblo | |
| 22. Conejos | 44. El Paso | |