

2020 Colorado Voter Knowledge Assessment

Colorado Office of Judicial Performance Evaluation

Research Report

December 2020



75 Washington Ave, Suite 2C
Portland, ME 04101
www.marketdecisions.com
(207) 767-6440

Prepared by:

Xiaolei Pan, MBA, Research Analyst
Nat Mildner, Research Director

This research was conducted on behalf of the Colorado Office of Judicial Performance Evaluation (OJPE) to gather information on the knowledge and perception of Colorado voters about the Judicial Performance Evaluation Process.



The report was prepared by the research team at Market Decisions Research of Portland, Maine.

Table of Contents

Key Findings.....	4
Methods.....	7
Detailed Findings.....	9
Demographics.....	30
Appendix.....	33





Key Findings



Key Findings

Awareness of Judicial Evaluations

A strong plurality of Colorado voters (45%) who participated in the recent election report being aware of judicial evaluations conducted by the Colorado Commissions on Judicial Performance.

Among those who have heard of the commissions, 24% say the goal of the commissions is to rate/grade judge's performance.

Judicial Information Needed

70% of voters say they feel most voters do not have enough information to make informed decisions during retention elections, up from 49% in 2018.

Voters would like better descriptions of performance, to know a judge's stance on a particular issue, and to have more biographical information.

The Colorado Blue Book

Among those that are aware of commission evaluations or recommendations

Almost all (94%) recall receiving a copy of the Colorado Blue Book in the mail and 82% used the book to review judicial performance evaluations.

87% say the Blue Book was helpful in assisting to be better informed when voting on justices and judges in the recent November election.

The Website

Among those that are aware of commission evaluations or recommendations

20% visited the commissions' website to review the evaluations of the judges, up from 14% in 2018.

76% of visitors say the information was helpful in assisting to be better informed when voting on justices and judges, compared to 67% in 2018.

Key Findings (cont'd)

Performance & Credibility of the Commissions

Among those that are aware of commission evaluations or recommendations

When asked to rate the importance of the commissions' goal to improve the performance of each judge, 76% of say the Commissions' goals are very important or important

A similar figure (77%) say the commissions' goal to provide voters with information about the performance of each judge on the ballot for retention election is also very important or important.

More than half (54%) say the commissions are doing an excellent or good job in getting voters information about the performance of Colorado's judges and justices that are on the ballot for retention. This is an increase from 47% in 2018.

Three-in-five (61%) say they relied on the information from the commissions (a score of 4 or 5) to decide whether to retain judges, comparable to 2018.

Among all Colorado Voters

When asked to evaluate the credibility of the commissions' evaluations, more than one third (34%) say they feel the commissions' evaluations are trustworthy (a score of 4 or 5) with 20% saying the commissions' evaluations are very trustworthy. Both percentages are lower than in 2018. The percent that are unsure increased from 21% in 2018 to 35% in 2020.



Methodology



Methodology

Background

The Colorado Office of Judicial Performance Evaluation (OJPE) periodically polls Colorado voters to gather information on their knowledge and perception about the Judicial Performance Evaluation Process.

In 2020, the OJPE contracted Market Decisions Research (MDR) of Portland, Maine to field a survey to Colorado voters and then provide OJPE with this detailed report.

Sample

The sample for this survey was composed of listed telephone numbers of registered Colorado voters. This sample included both landline and cellular telephone numbers.

Data Collection

Data collection took place from November 27 to December 10 and was conducted from the facilities of MDR's data collection partner, Portable Insights, in Warwick, Rhode Island.

Survey Instrument

The survey instrument for this survey was designed by the Colorado Office of Judicial Performance Evaluation.

Completed Surveys

Over the course of data collection, a total of 400 surveys were completed via telephone. Of these, 200 were completed via landline telephones and 200 were completed via cellular telephones.

Limitations

It is important to keep in mind that the survey results presented in this report are of the unweighted sample.

Given the nature of the survey questions, and in some cases, the small sample sizes for certain sub-groups, one should use caution when drawing conclusions from the results. They may only represent the opinions of those who completed the survey and not the larger population of Coloradans.

Sampling Error

The overall sampling error for a sample of 400 is $\pm 5\%$ at the 95% confidence level. This means that given a percentage response, say 45%, there is a 95% chance that the actual percentage is between 40% and 50% if everyone in the population were surveyed.

Sub samples of groups of respondents will have higher margins of error, $\pm 6\%$ for 300, $\pm 7\%$ for 200, $\pm 8\%$ for 150 and $\pm 10\%$ for 100.

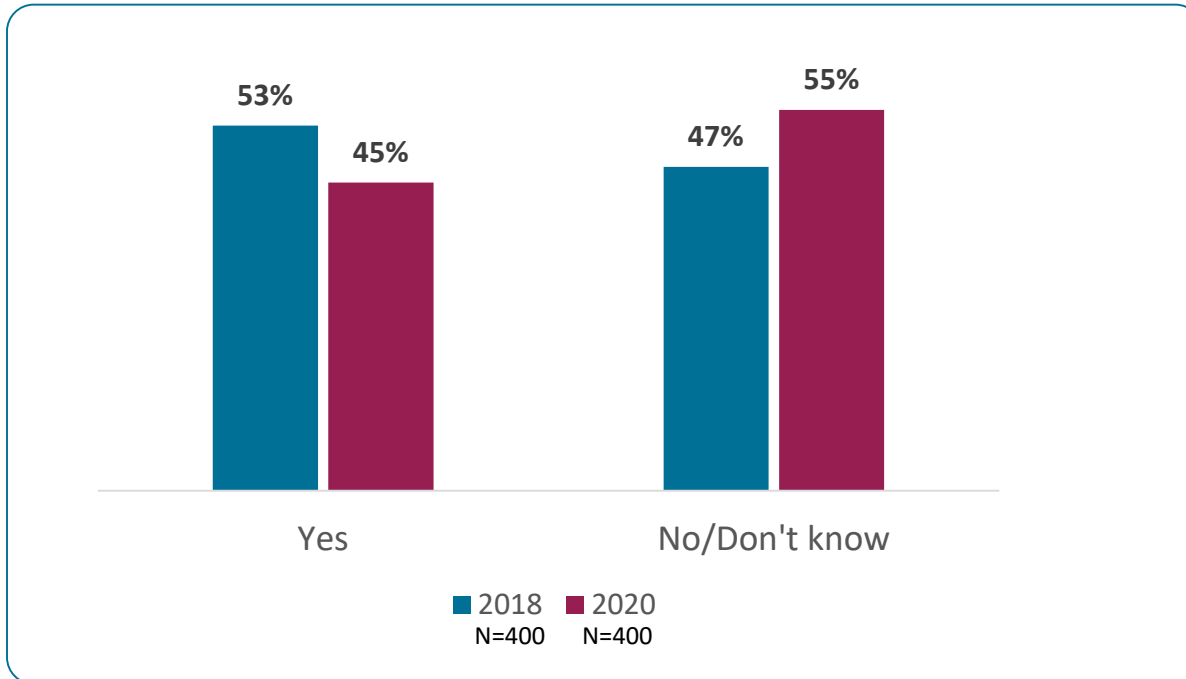


Detailed Findings



Awareness Of Judicial Evaluations

Q3: Have you ever heard of judicial evaluations conducted by the Colorado Commissions on Judicial Performance?



Summary

Near half (45%) of Coloradans who participated in the recent election report being aware of judicial evaluations conducted by the Colorado Commissions on Judicial Performance, down from 53% in 2018.

College graduates (61%) are significantly more likely to be aware of judicial evaluations conducted by the Colorado Commissions on Judicial Performance.

Perceived Goals Or Missions Of The Commissions On Judicial Performance

Q4: Do you happen to know what are any of the goals of the Commissions on Judicial Performance?

	2018 N=212	2020 N=179
To rate/grade judges' performance	21%	24%
Provide voters with information about the performance of each judge who is running for retention	15%	11%
To improve the performance/skills of judges	12%	11%
Other	0%	6%
Don't Know/Won't Say	61%	67%

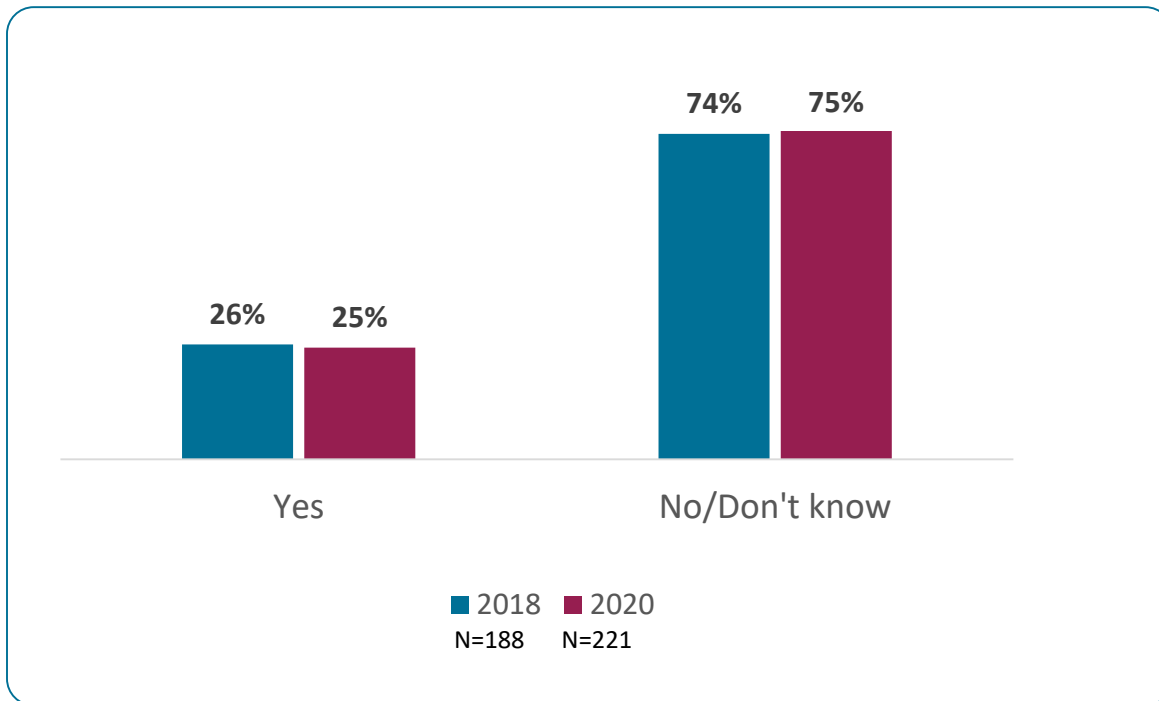
Summary

Among those who have heard of the Colorado Commissions on Judicial Performance's evaluations nearly one-quarter (24%) say the goals of the commissions is to rate/grade judge's performance.

It is important to note that two-thirds (67%) say they are unsure of the goals of the commissions.

Awareness Of The Commissions On Judicial Performance

Q5: The Colorado Commissions on Judicial Performance evaluate the job performance of Colorado's judges standing for retention and reports their findings to Colorado's voters prior to each election. Are you aware of these Commissions?

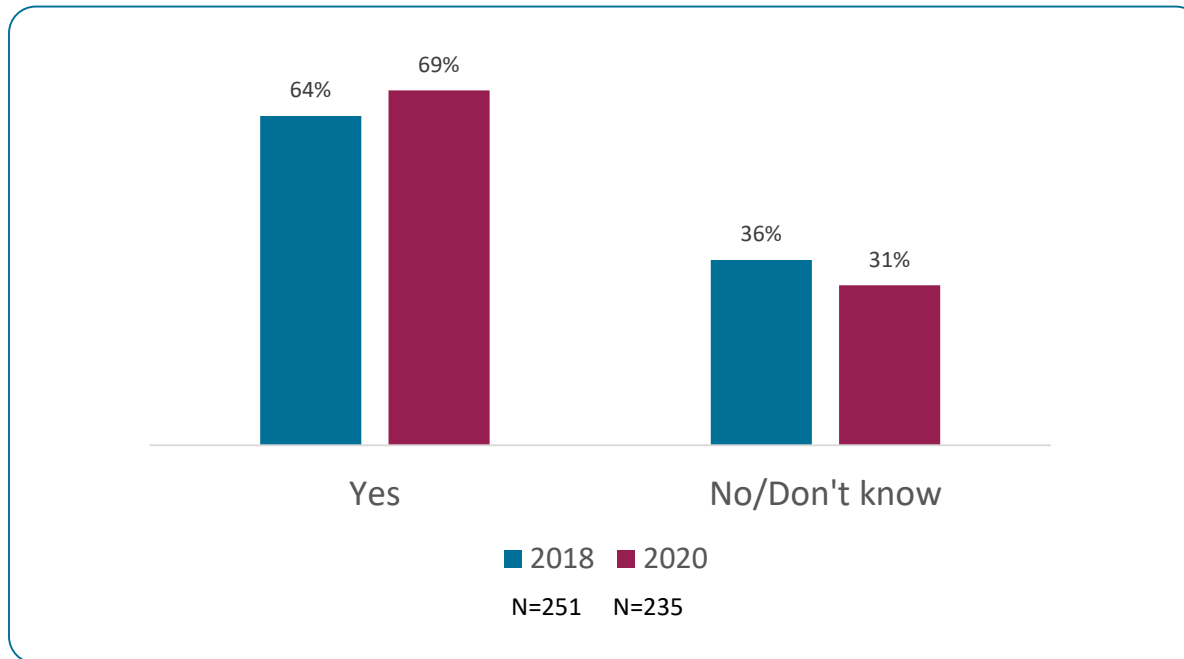


Summary

Among voters who did not initially say they have heard of the Colorado Commissions on Judicial Performance, slightly over a quarter (25%) say they are aware of the commissions after being aided with a brief description of the commissions' function.

Recall Reading/Hearing About Any Of The Judicial Evaluations Or Recommendations By The Commissions

Q6: Do you recall reading or hearing about any of the judicial evaluations or recommendations that were written by the Commissions on Judicial Performance?



Asked of those aware of the Commissions on Judicial Performance.

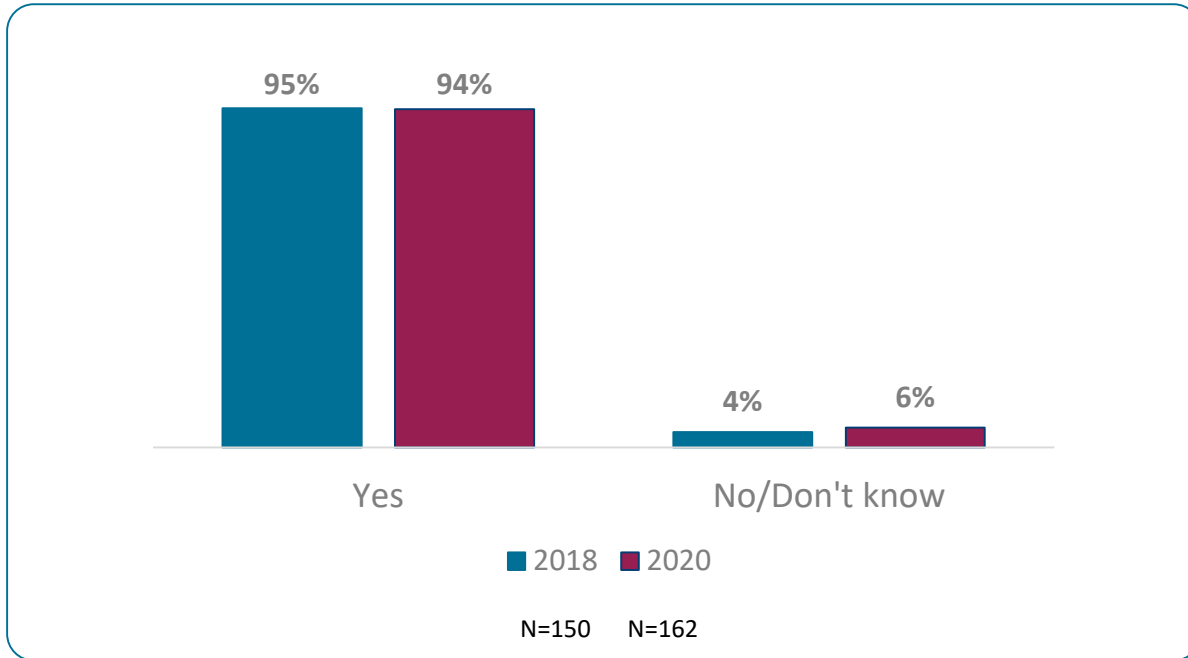
Summary

Overall, 69% of voters with an awareness of the Commissions on Judicial Performance say they recall reading or hearing about judicial evaluations or recommendations that are written by the commissions.

This is a slight increase compared to 64% in 2018.

Recollection Of Receiving The Blue Book In The Mail

Q7: Do you recall receiving a copy of the blue book in the mail?



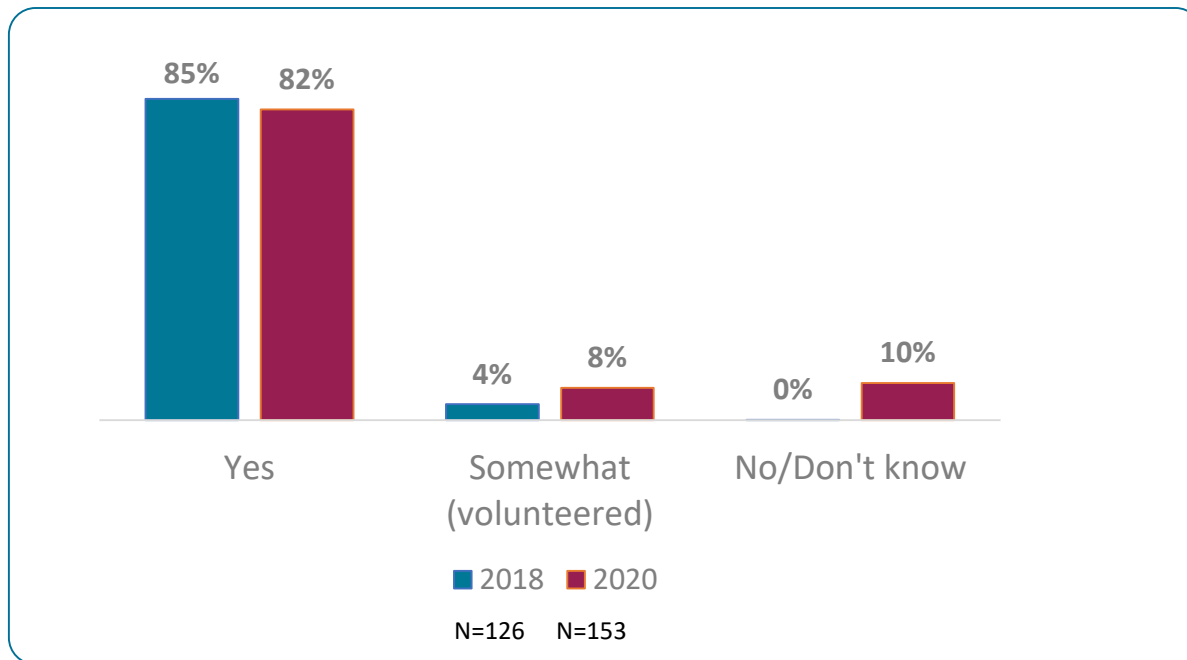
Asked of all that recall reading or hearing about judicial evaluations or recommendations written by the Commissions on Judicial Performance.

Summary

Among those aware of judicial evaluations or recommendations, almost all (94%) recall receiving a copy of the Colorado Blue Book in the mail, comparable to 2018.

Utilization Of The Colorado Blue Book To Review Judicial Retention Recommendations

Q8: Did you use the voter guide, also known as the Colorado Blue Book, to review judicial performance evaluations?



Asked of all that recall reading or hearing about judicial evaluations or recommendations written by the Commissions on Judicial Performance.

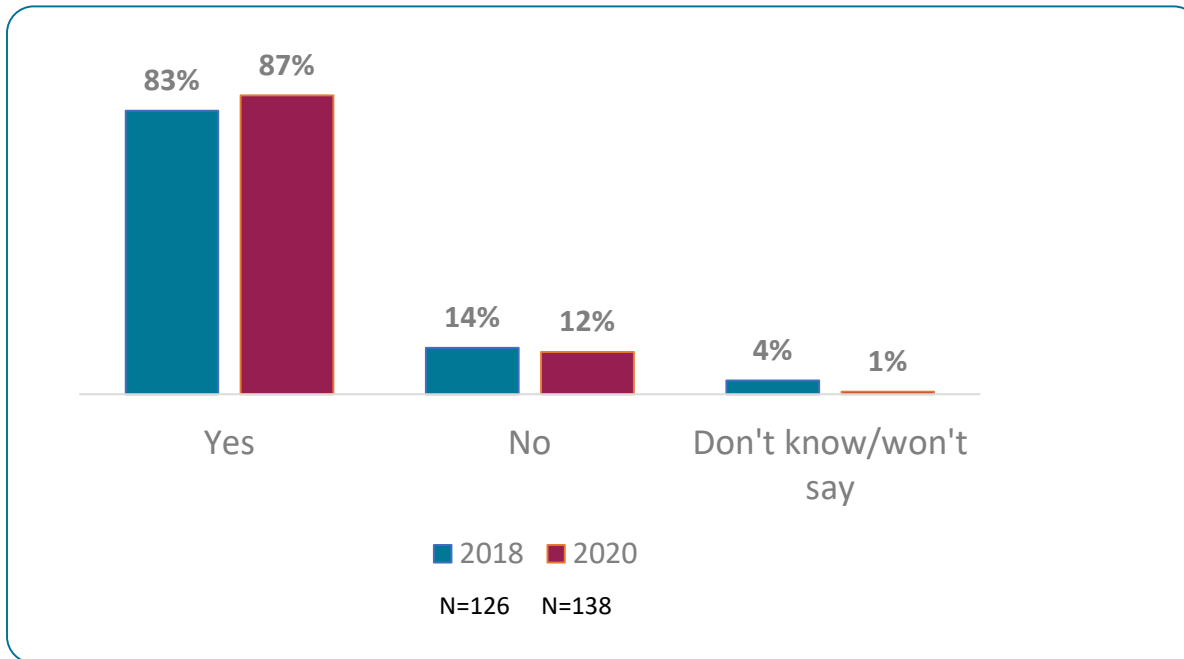
Summary

Over four in five are aware of commission evaluations or recommendations (82%) say they used the voter guide, also known as the Colorado Blue Book, to review judicial performance evaluations.

This is comparable to the 85% in 2018.

Voter Guide Helpfulness When Voting On Justices And Judges

Q9: Was the voter guide that you received helpful in assisting you to be better informed when voting on justices and judges on your ballot in the recent November election?



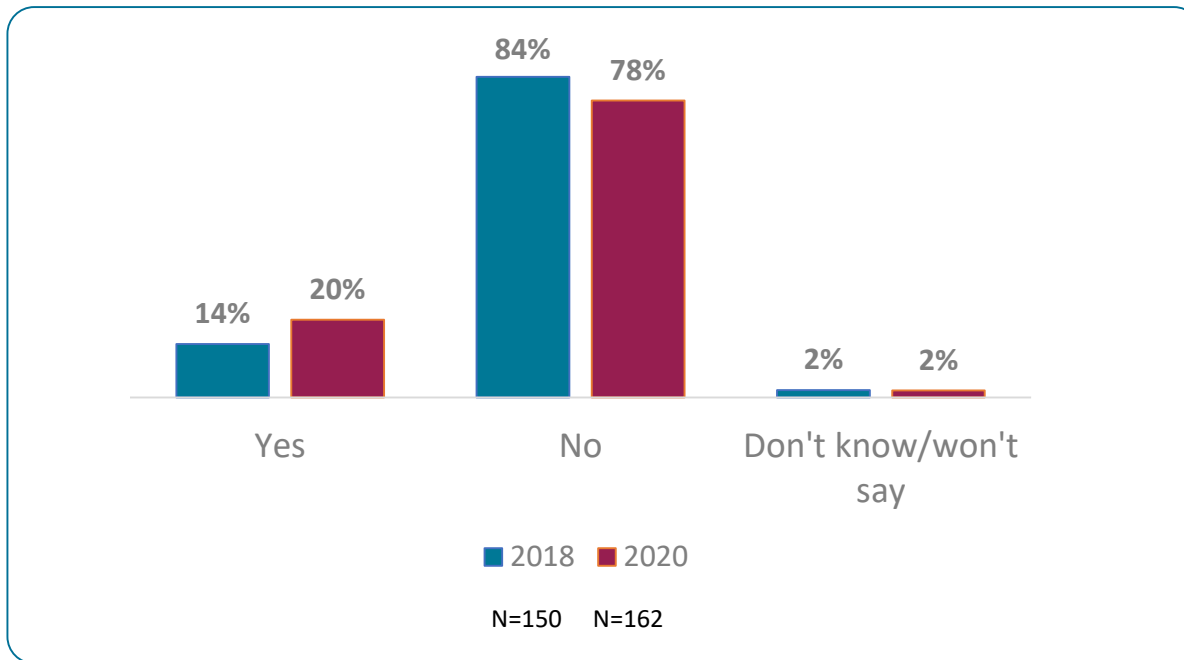
Asked of all that recall reading or hearing about judicial evaluations or recommendations written by the Commissions on Judicial Performance and read the Colorado Blue Book.

Summary

Nearly nine in ten (87%) of those aware of commission evaluations or recommendations and that read the Colorado Blue Book found the guide helpful, up slightly from 2018.

Visited The Commissions' Website To Review Evaluations On Judges

Q10: Did you visit the website to review the evaluations of the judges?



Asked of all that recall reading or hearing about judicial evaluations or recommendations written by the Commissions on Judicial Performance.

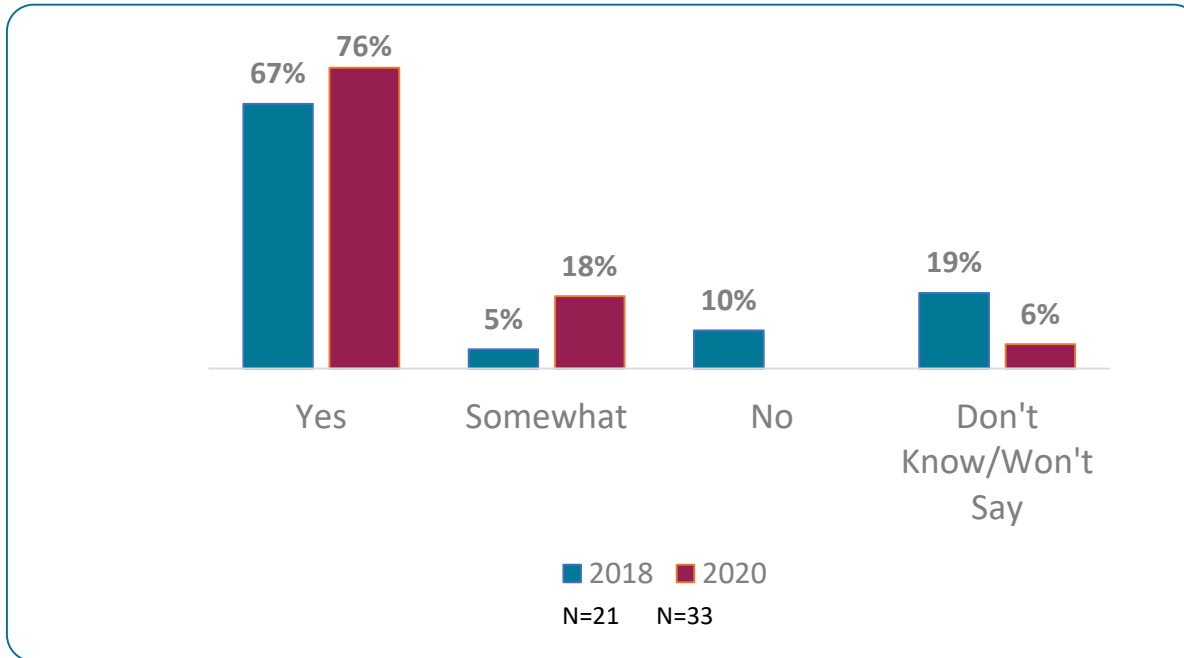
Summary

One-in-five (20%) of those aware of commission evaluations or recommendations visited the website to review the evaluation of judges, up from 14% in 2018.

42% of those 18 to 49 visited the website.

Helpfulness Of Information On Website

Q11: Was the information on the judicial performance website helpful in assisting you to be better informed when voting on justices and judges on your ballot in the recent November election?



Asked of all visiting the website.

Summary

Among those who visited the judicial performance website, over three-quarters (76%) say the information was helpful in assisting them to be better informed when voting on justices and judges, an increase from 67% in 2018.

Helpfulness Of Information On Website

Q12: What in particular did you find helpful?

	2018 N =21	2020 N=33
Complete list of judges with recommendations	- *	42%
Survey Reports	19%	23%
Info graphics	14%	10%
Program Information	33%	10%
Other Please Specify	- *	61%
Don't know/won't say	33%	3%

* Category was not included in 2018 questionnaire

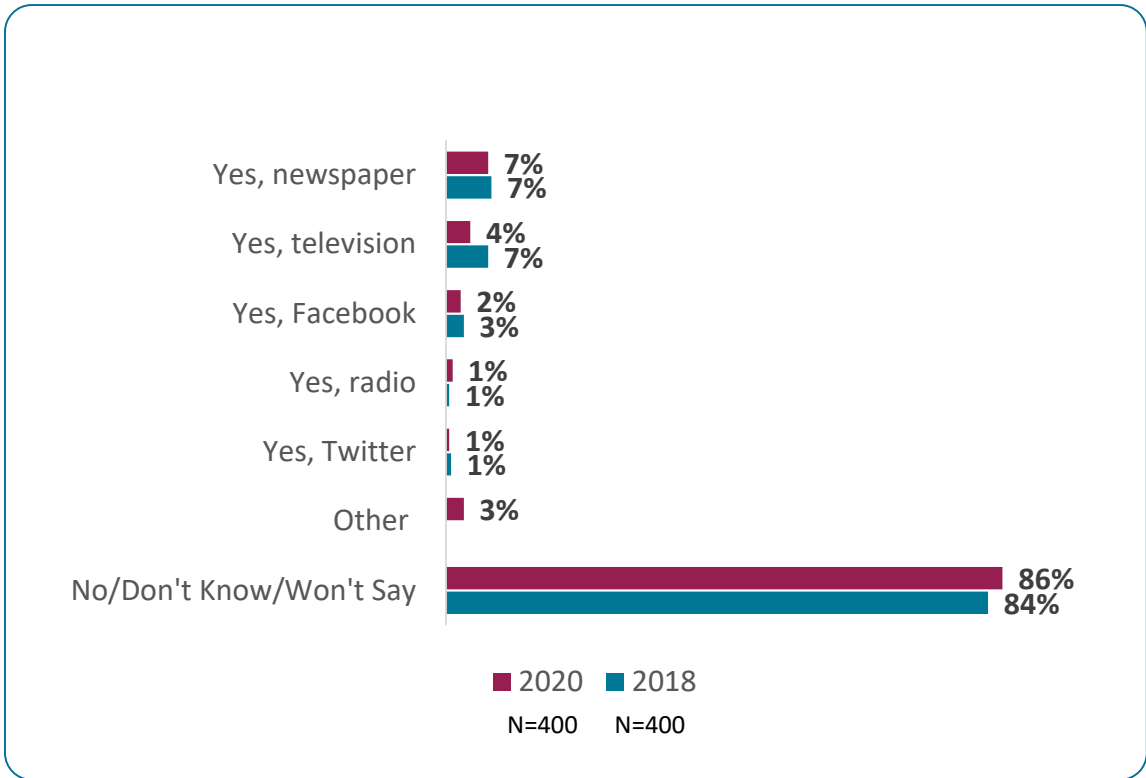
Asked of all visiting the website.

Summary

Among those who visited the judicial performance website, a complete list of judges with recommendations (42%) was the most helpful information they found on the website.

Recall Hearing/Seeing Anything About The Commissions On Judicial Performance

Q13: Do you recall hearing or seeing anything in the newspaper, on television, on the radio, or on social media [facebook/twitter] in the last 6 months about the Commissions on Judicial Performance?



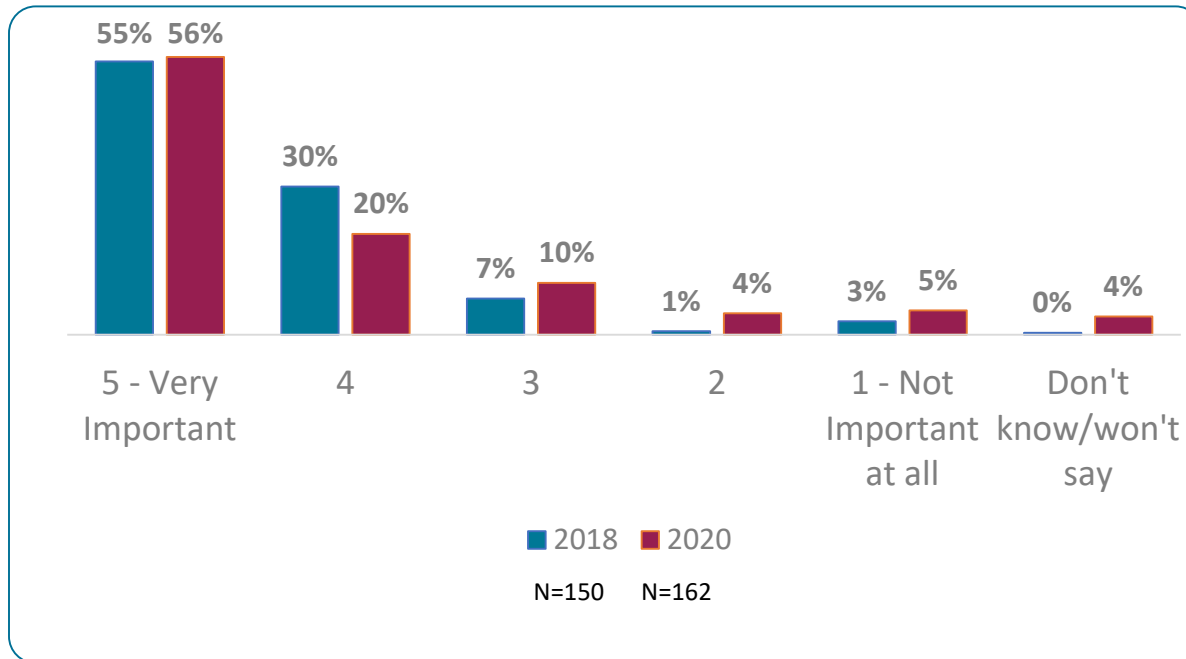
Summary

The vast majority of voters (86%) say they do not recall hearing or seeing anything in the last 6 months about the Commissions on Judicial Performance.

Newspaper (7%) and television (4%) were the most common place for those who recall hearing or seeing something about the commissions.

Overall Rating Of The Importance Of The Commissions' Mission To Provide Voters With Information About The Performance Of Each Judge

Q14: Overall, how would you rate the importance of the Commissions' goal to improve the performance of each judge?



Asked of all that recall reading or hearing about judicial evaluations or recommendations written by the Commissions on Judicial Performance.

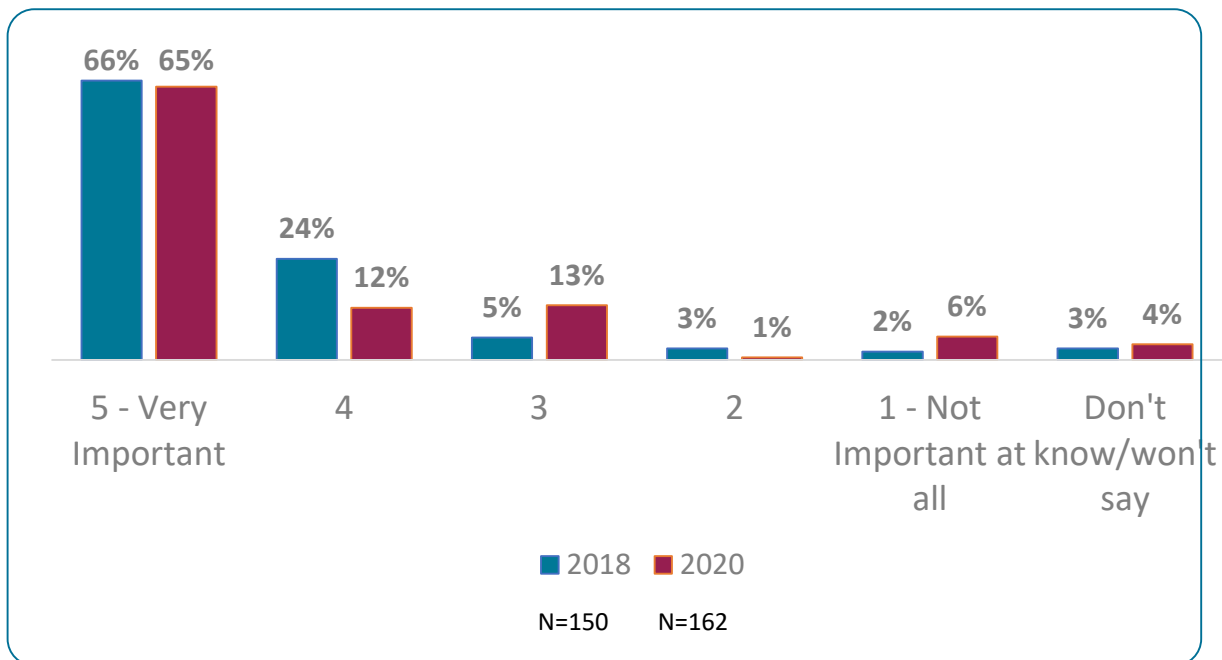
Summary

When rating the importance of the commissions' goal to improve the performance of each judge, 76% of those aware of commission evaluations or recommendations say the commissions' goal is very important or important ; 56% say this goal is very important.

In 2018, 85% rated the commission's goal to improve performance as very important or important.

Overall Importance Of The Commissions' Mission To Improve The Performance Of Each Judge

Q15: Overall, how would you rate the importance of the Commissions' goal to provide voters with information about the performance of each judge on the ballot for retention election?



Asked of all that recall reading or hearing about judicial evaluations or recommendations written by the Commissions on Judicial Performance.

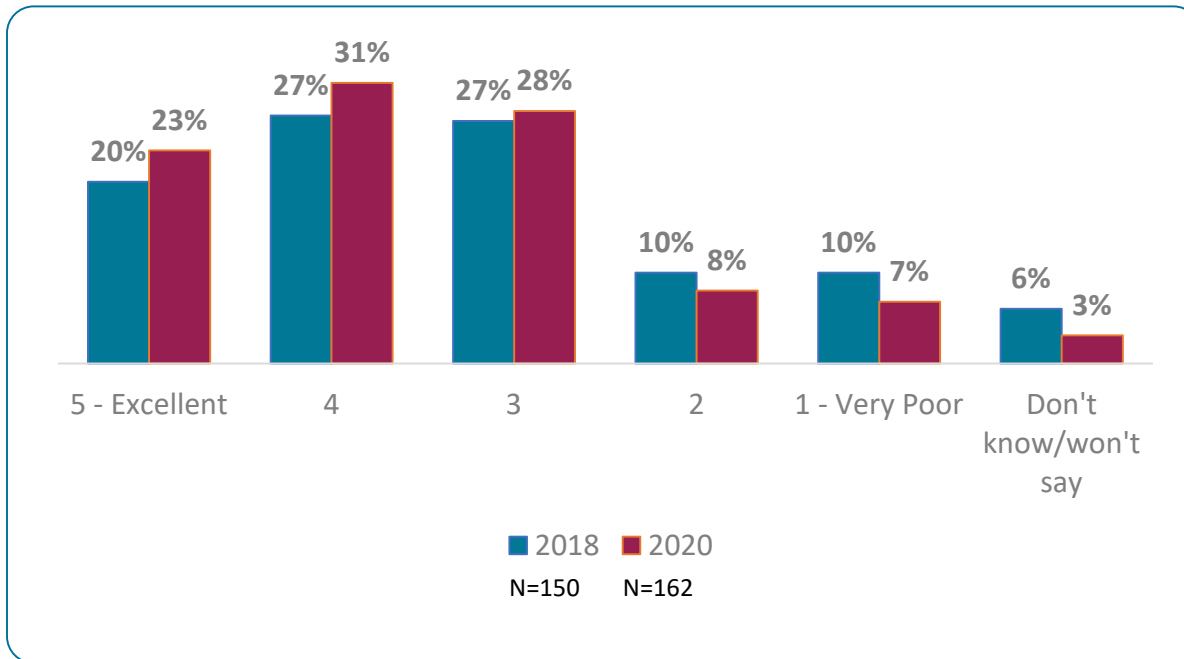
Summary

When rating the importance of the commissions' goal to provide voters with information about the performance of each judge on the ballot for retention election, 77% of those aware of commission evaluations or recommendations indicate the goal is very important or important, 65% indicate the goal is very important.

This compares to 90% rating as very important or important in 2018.

Overall Rating Of Commissions Getting Voters Information Regarding The Performance Of Judges/Justices On The Ballot

Q16: Overall, how well are the Commissions doing in getting voters information regarding the performance of Colorado's judges and justices on the ballot for retention



Asked of all that recall reading or hearing about judicial evaluations or recommendations written by the Commissions on Judicial Performance.

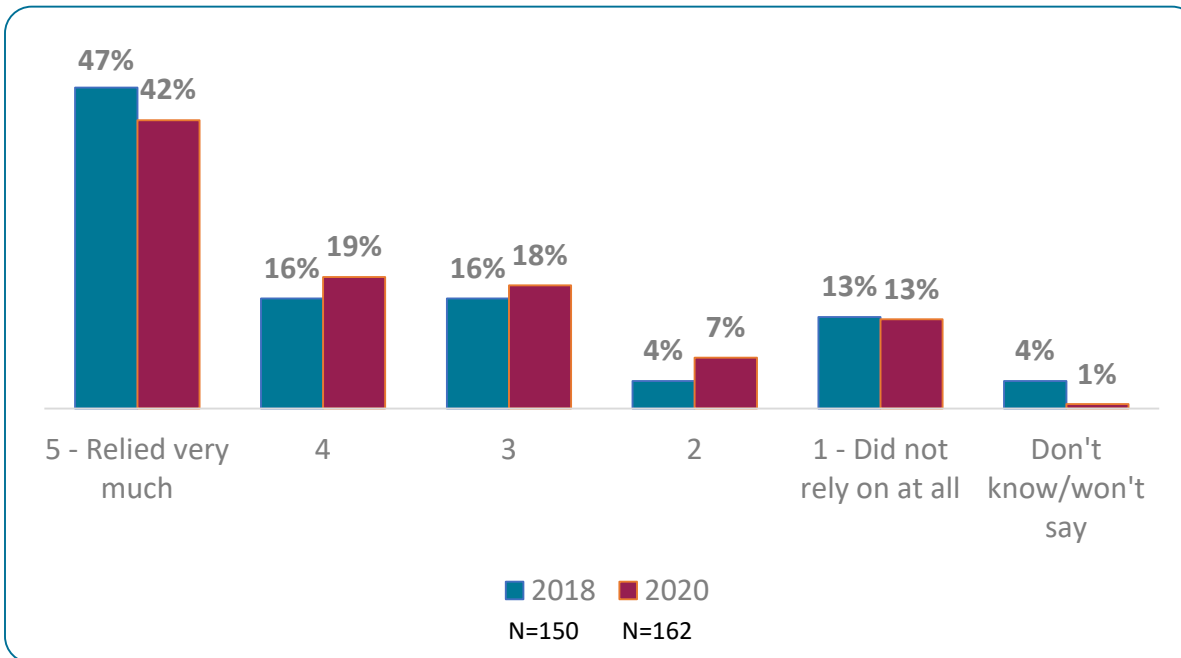
Summary

When rating how well the commissions are doing in getting information to voters about the performance of Colorado's judges and justices on the ballot for retention, more than half (54%) of those aware of commission evaluations or recommendations say the commissions are doing an excellent or good job (a score of 4 or 5); 23% say the commissions are doing an excellent job getting information to voters.

This is an increase from 47% in 2018 that indicated the commissions are doing an excellent or good job getting voters information.

Level Of Reliance On Information When Making Decision On Retaining Judges

Q17: How much did you rely on this information for making your decisions whether or not to retain judges?



Asked of all that recall reading or hearing about judicial evaluations or recommendations written by the Commissions on Judicial Performance.

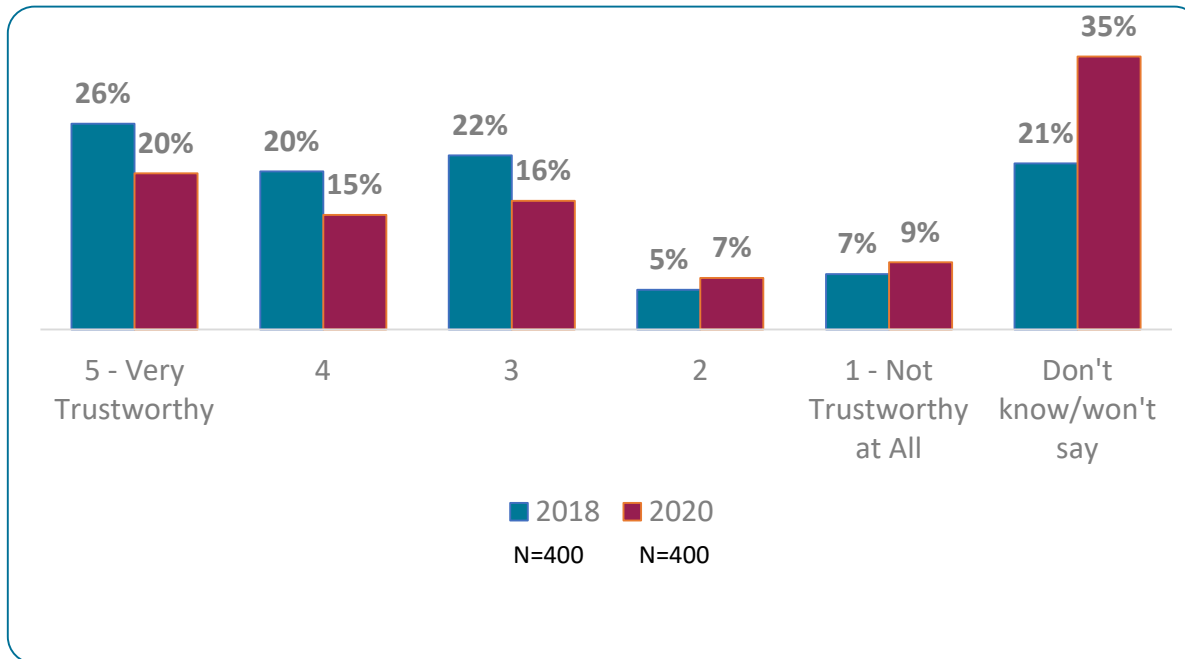
Summary

Three-in-five (61%) of those aware of commission evaluations or recommendations say they relied on the information from the commissions (a score of 4 or 5) to decide whether to retain judges, 42% say they relied very much on the information provided by the commissions.

This is comparable to 63% in 2018.

Trustworthiness Or Credibility Of The Commissions' Evaluations

Q18: How trustworthy or credible do you find the Commissions' evaluations?



Summary

When evaluating the credibility of the commissions' evaluations, more than one-third (35%) of **Colorado Voters** say the commissions' evaluations are trustworthy (a score of 4 or 5) with 20% saying the commissions' evaluations are very trustworthy.

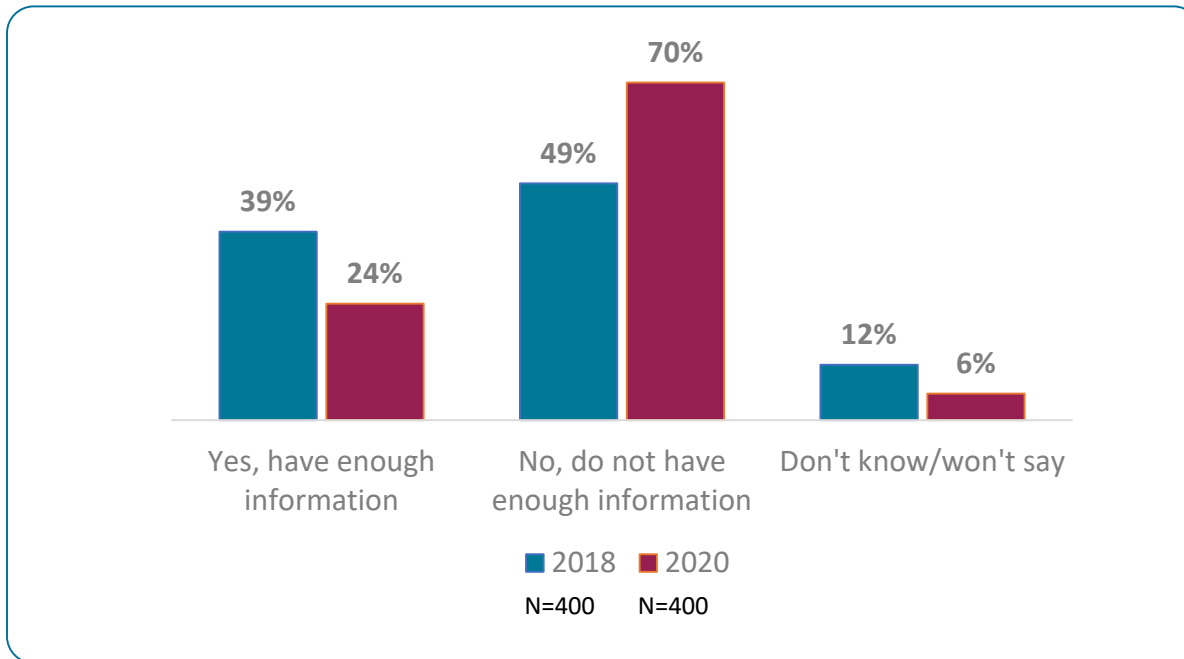
This is down from 46% finding the information very trustworthy or trustworthy in 2018.

Voters with graduate degree (37%) were significantly more likely say the commissions' evaluations are very trustworthy.

It is important to note that more than a third (35%) said they don't know whether commissions' evaluations are trustworthy.

Overall Feeling That Most Voters Have Enough Information To Make An Informed Decision About Judges Retentions

Q19: Generally, do you feel most voters have enough information to make informed decisions about which judges should be retained and which judges should not?



Summary

70% voters say most voters do not have enough information to make informed decisions about which judges should be retained and which judges should not, significantly higher than in 2018 (49%).

Types Of Judicial Information Would Like To See More

Q20: What types of judicial retention information would you like to have more of?

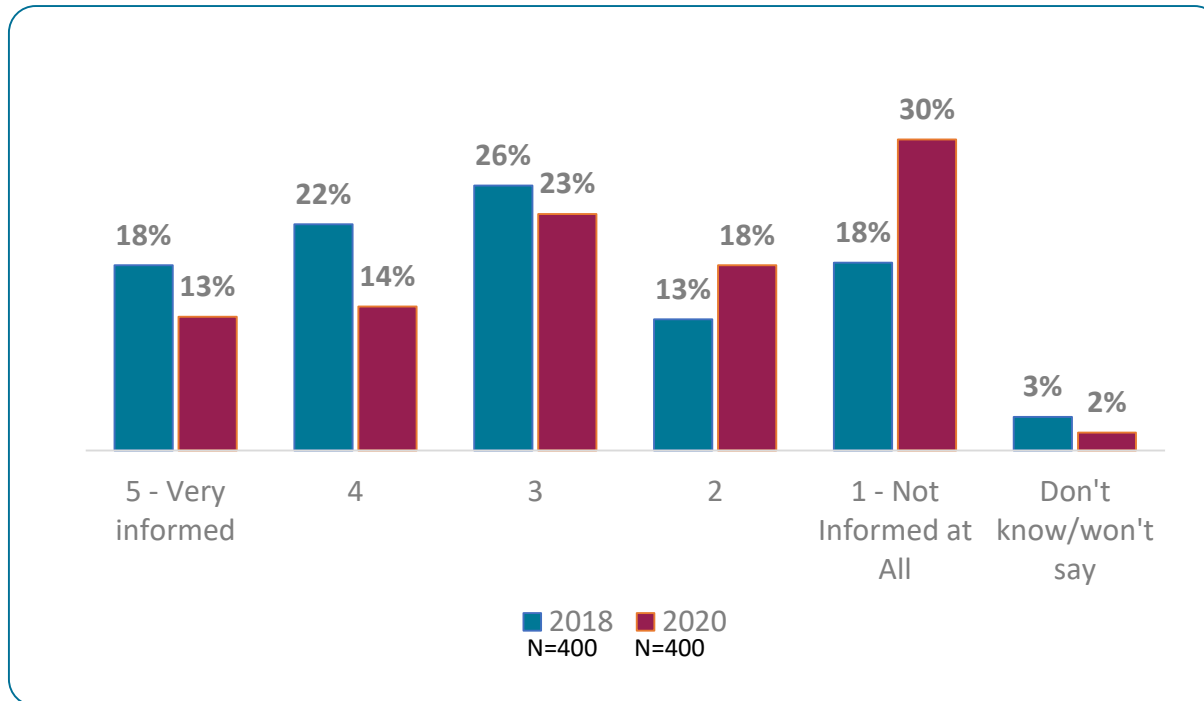
	2018 N=197	2020 N=281
Better descriptions of performance	30%	32%
Judges stance on a particular issue	28%	27%
More biographical information	12%	24%
Political party affiliation	6%	14%
Sentencing	18%	12%
Better survey data	9%	9%
Liberal/Conservative	6%	7%
What cases they have had and their rulings/the outcomes of their cases	7%	3%
Use more media source to provide information	-	3%
Performance grade for each judge	2%	2%
Pro Defense/Prosecution	-	1%
Use simple terms not legal jargon so people can understand	2%	0%
All of above	-	2%
Other	13%	3%
Don't Know/Won't Say	23%	20%

Summary

Nearly a third (32%) of voters say they would like to have better descriptions of performance. This was followed by “a judge’s stance on a particular issue” (27%) and more biographical information (24%).

Overall Level Of Knowledge About Which Judges Should Be Retained

Q21: How informed do you feel you are about making knowledgeable decisions about which judges should be retained?



Summary

Over one quarter (27%) of Colorado voters said they feel informed (a score of 4 or 5) about making knowledgeable decisions about which judges should be retained, with 13% saying very informed.

Nearly half (48%) did not feel informed.



Demographics



Demographic Characteristics

Age Categories	2018	2020
18 to 34 years	11%	7%
35 to 49 years	21%	15%
50 to 64 years	35%	30%
65 years or older	34%	47%
Won't Say	0%	1%

Ethnicity	2018	2020
Hispanic	6%	6%
Anglo/Caucasian	76%	80%
Black/African-American	3%	1%
Native American Indian	2%	1%
Other Descent	7%	6%
Won't Say	6%	6%

Gender	2018	2020
Male	50%	51%
Female	50%	50%

Household Income	2018	2020
Less than \$20,000	7%	7%
\$20,000 to \$39,999	13%	14%
\$40,000 to \$59,999	17%	15%
\$60,000 to \$79,999	14%	13%
\$80,000 and over	32%	32%
Won't Say	18%	19%

Education Level	2018	2020
Some high school	1%	1%
High school graduate	12%	11%
Some college/Associate degree/Vocational certificate	29%	33%
College graduate [4 years]	29%	27%
Graduate work or degree	28%	26%
Won't Say	2%	3%

Demographic Characteristics (cont'd)

Length of Residency	2018	2020
Less than 8 years	5%	7%
8 to 20 years	16%	15%
More than 20 years	79%	78%
Won't Say	1%	1%

Political Affiliation	2018	2020
Democrat	31%	34%
Republican	40%	31%
Unaffiliated/Other	29%	36%

Region	2018	2020
Eastern Plains	9%	7%
Metro	40%	39%
North Front Range	18%	19%
South Front Range	21%	22%
Western Slope	12%	14%



Appendix



2020 Voter Opinion Survey

INTRO

Hello, my name is (*YOUR NAME*) from _____. We are conducting an important survey about the evaluation of judges in Colorado. I assure you I am not selling anything. Your phone number was selected at random, and we would greatly appreciate a few minutes of your time.

1. Are you a registered voter in the state of Colorado?

1. Yes
2. No *(Ask if there is a registered voter in the household that you may speak with, if not Thank and Terminate)*
3. Don't know/won't say *(THANK AND TERMINATE)*

2. Did you vote in the recent General Election?

1. Yes
2. No *(Ask if there is someone in the household who voted in the recent General Election, if not Thank and Terminate)*
3. Don't know/won't say *(THANK AND TERMINATE)*

3. Have you ever heard of judicial evaluations conducted by the Colorado Commissions on Judicial Performance?

1. Yes
2. No *(SKIP TO POLLER READ AFTER Q.4)*
3. Don't know/won't say *(SKIP TO POLLER READ AFTER Q.4)*

4. Do you happen to know what are any of the goals of the Commissions on Judicial Performance? (Probe Anything else?) (DO NOT READ CATEGORIES) (TAKE UP TO 3 RESPONSES)

01. To improve the performance/skills of judges
02. Provide voters with information about the performance of each judge who is running for retention
03. To rate/grade judges' performance
99. Don't know/won't say

Other (*SPECIFY*) _____

POLLER: ALL RESPONSES TO Q.4 SKIP TO Q.6

Survey Instrument

5. The Colorado Commissions on Judicial Performance evaluate the job performance of Colorado's judges standing for retention and reports their findings to Colorado's voters prior to each election. Are you aware of these Commissions?
1. Yes
2. No (SKIP TO Q.13)
3. Don't know/won't say (SKIP TO Q.13)
6. Prior to the November election, the Commissions on Judicial Performance evaluated all of the County judges, District Court judges, and appellate judges and justices in Colorado that were on the ballot for their retention election. The Commission's report their findings by writing a summary narrative for each judge. The Commissions also states whether each judge is meeting or not meeting performance standards. Do you recall reading or hearing about any of the judicial evaluations or recommendations that were written by the Commissions?
1. Yes
2. No (SKIP TO Q.13)
3. Don't know/won't say (SKIP TO Q.13)
7. The State of Colorado produces a ballot information booklet, also known as the Blue Book, which includes non-partisan information on Constitutional amendments and the judicial retention recommendations from the Commissions on Judicial Performance. Do you recall receiving this publication in the mail or not?
1. Yes
2. No (SKIP TO Q.10)
3. Don't know/won't say (SKIP TO Q.10)
8. Did you use the voter guide, also known as the Colorado Blue Book, to review judicial retention recommendations?
1. Yes
2. Somewhat (Volunteered)
3. No (SKIP TO Q.10)
4. Don't know/won't say (SKIP TO Q.10)
9. Was the voter guide that you received helpful in assisting you to be better informed when voting on justices and judges on your ballot in the recent November election?
1. Yes
2. No
3. Don't know/won't say
10. The Commissions on Judicial Performance report judicial retention recommendations and information on their website, www.ojpe.org. Did you visit the Commissions on Judicial Performance website to review the evaluations of the judges?
1. Yes
2. No (SKIP TO Q.12)
3. Don't know/won't say (SKIP TO Q.12)
11. Was the information on the judicial performance website helpful in assisting you to be better informed when voting on justices and judges on your ballot in the recent November election?
1. Yes
2. Somewhat (Volunteered)
3. No
4. Don't know/won't say
12. If yes, what in particular did you find helpful?
1. Survey Reports
2. Info graphics
3. Complete list of judges with recommendations.
4. Judge Picture
5. Program Information
6. Other (Please specify)
7.. Don't know/won't say

Survey Instrument

13. Do you recall hearing or seeing anything in the newspaper, on television, on the radio, or on social media (Facebook/twitter) in the last 8 months about "Know Your Judge" or the Commissions on Judicial Performance? (If Yes) Was it?

- | | |
|----------------------------|------------------|
| 1. No/Don't Know/Won't Say | 2. Yes, radio |
| 3. Yes, newspaper | 4. Yes, Facebook |
| 5. Yes, television | 6. Yes, Twitter |
| 7. other | |

NOTE TO POLLER: Did respondent answer: (READ BELOW)?

1. Yes in Q.6 (continue)
2. No in Q.6 (skip to Q. 18)

14. The Commissions on Judicial Performance has two basic goals:
The first goal of the Commissions is to improve the performance of judges. Half way through a judge's term of office, the Commissions evaluate the job performance of each judge by surveying attorneys, litigants, jurors, and other parties who attend hearings in the court room. The Commissions also conduct courtroom observations, review written decisions, interview other interested parties, and meet with each judge. They report the results of its evaluation to each judge. The reports are used by the judge and commission to monitor the judge's performance and suggest a judge participate in a performance improvement plan to correct any areas of poor performance identified in the evaluation process.

Overall, how would you rate the importance of the Commissions' goal to improve the performance of each judge? Using a 5-point scale where 5 means this mission is *very important* and 1 means it is *not important at all*, how would you rate the importance of this goal?

<u>Very Important</u>		<u>Not Important At All</u>		<u>Don't Know/ Won't Say</u>
5.....	4.....	3.....	2.....	1.....6

15. The second goal of the Commissions is to provide the voters with information about the performance of each judge who is running in a retention election. Volunteer commissioners evaluate the job performance of each judge by conducting surveys, interviews, reviewing court records and decisions, and making courtroom observations. The Commissions' recommendations are made available to the public through the Blue Book and judicial performance website.

Overall, how would you rate the importance of the Commissions' goal to provide voters with information about the performance of each judge on the ballot for retention election? Using a 5-point scale where 5 means this mission is very important and 1 means it is not important at all, how would you rate the importance of this goal?

<u>Very Important</u>		<u>Not Important At All</u>		<u>Don't Know/ Won't Say</u>
5.....	4.....	3.....	2.....	1.....6

16. Overall, how well are the Commissions doing in getting voters information regarding the performance of Colorado's judges and justices on the ballot for retention? Please use a 5 to 1 scale in which 5 means they are doing an *excellent* job and 1 means they are doing a *very poor* job.

<u>Excellent</u>		<u>Very Poor</u>		<u>Don't Know/ Won't Say</u>
------------------	--	----------------------	--	----------------------------------

5.....4.....3.....2.....1.....6

Survey Instrument

17. How much did you rely on this information for making your decisions whether or not to retain judges? Using a 5 to 1 scale in which 5 means you relied on this information *very much* and 1 means you *did not rely on it at all*, how much did you rely on the information from the Commissions?

<i>Relied Very Much</i>	<i>Did Not Rely on At All</i>	<i>Don't Know/ Won't Say</i>
5.....4.....3.....2.....1.....6		

18. How trustworthy or credible do you find the Commissions' evaluations? Please use a 5 to 1 scale in which 5 means *very trustworthy* and 1 means *not trustworthy at all*.

<i>Very Trustworthy</i>	<i>Not Trustworthy At All</i>	<i>Don't Know/ Won't Say</i>
5.....4.....3.....2.....1.....6		

19. Generally, do you feel most voters have enough information to make informed decisions about which judges should be retained and which judges should not?

1. Yes, have enough information (SKIP TO Q.21)
2. No, do not have enough information
3. Don't know/won't say (SKIP TO Q.21)

20. What types of judicial retention information would you like to have more of? (DO NOT READ CATEGORIES) (TAKE UP TO 3 RESPONSES)

- | | |
|--|---|
| 01. Better survey data | 05. Judges stance on a particular issue |
| 02. More biographical information | 06. Liberal/Conservative |
| 03. Better descriptions of performance standards | 07. Sentencing |
| 04. Political party affiliation | 99. Don't Know/Won't Say |

Other: _____

21. How informed do you feel you are about making knowledgeable decisions about which judges should be retained? Using a 5 to 1 scale in which 5 means you feel *very informed* and 1 means you feel *not informed at all*, how informed are you?

<i>Very Informed</i>	<i>Not Informed At All</i>	<i>Don't Know/ Won't Say</i>
5.....4.....3.....2.....1.....6		

THANK YOU FOR YOUR PATIENCE; WE ARE ALMOST DONE. NOW, I WOULD LIKE TO ASK SOME QUESTIONS FOR STATISTICAL PURPOSES ONLY.

22. Into which age category do you fit? (READ CATEGORIES)

1. 18 to 34 years
2. 35 to 49 years
3. 50 to 64 years
4. 65 years or older

Survey Instrument

5. Won't say (*DO NOT READ*)
23. Which of the following categories best describes your total household income? (*READ CATEGORIES*)
1. Less than \$20,000
 2. \$20,000 to \$39,999
 3. \$40,000 to \$59,999
 4. \$60,000 to \$79,999
 5. \$80,000 and over
 6. Won't say (*DO NOT READ*)
24. Do you consider yourself to be: (*READ CATEGORIES*)
1. Hispanic
 2. Anglo/Caucasian
 3. Black/African-American
 4. Native American Indian
 5. Or of other descent?
 6. Won't say (*DO NOT READ*)
25. What is the highest level of education you have attained? (*READ CATEGORIES*)
1. Some high school
 2. High school graduate
 3. Some college/associate degree/vocational certificate
 4. College graduate (4 years)
 5. Graduate work or degree
 6. Won't say (*DO NOT READ*)
26. How long have you been a resident of Colorado?
1. Less than 8 years
 2. 8 to 20 years
 3. More than 20 years
 4. Won't say (*DO NOT READ*)
27. Are you a registered Democrat, Republican, Unaffiliated or other?
1. Democrat
 2. Republican
 3. Unaffiliated/D-T-S/other
 4. Won't say (*SEE LIST*)

THIS CONCLUDES OUR SURVEY. THANK YOU FOR YOUR TIME. HAVE A GOOD DAY.

NOTE TO INTERVIEWER, WAS RESPONDENT:

1. Male
2. Female

Respondent's Phone Number _____

Interviewer Name _____

Interviewer Code _____

Survey Instrument

1. Moffat
2. Rio Blanco
3. Garfield
4. Mesa
5. Delta
6. Montrose
7. Ouray
8. San Miguel
9. San Juan
10. Dolores
11. Montezuma
12. La Plata
13. Routt
14. Eagle
15. Jackson
16. Grand
17. Pitkin
18. Gunnison
19. Hinsdale
20. Mineral
21. Archuleta
22. Conejos
23. Rio Grande
24. Saguache
25. Chaffee
26. Lake
27. Summit
28. Clear Lake
29. Park
30. Gilpin
31. Boulder
32. Fremont
33. Teller
34. Custer
35. Alamosa
36. Costilla
37. Huerfano
38. Las Animas
39. Baca
40. Prowers
41. Bent
42. Otero
43. Pueblo
44. El Paso
45. Douglas
46. Jefferson
47. Denver
48. Broomfield
49. Weld
50. Morgan
51. Adams
52. Yuma
53. Kit Carson
54. Kiowa
55. Cheyenne
56. Lincoln
57. Elbert
58. Washington
59. Arapahoe
60. Crowley
61. Phillips
62. Larimer
63. Sedgwick
64. Logan