



CO L O R A D O

**Office of Judicial
Performance Evaluation**

Judicial Branch

The Honorable Judge Christopher J. Baumann
2019 Judicial Performance Survey Report
District Court

Conducted by:



75 Washington Ave. Ste. 2C
Portland, ME 04101
www.marketdecisions.com

Contents

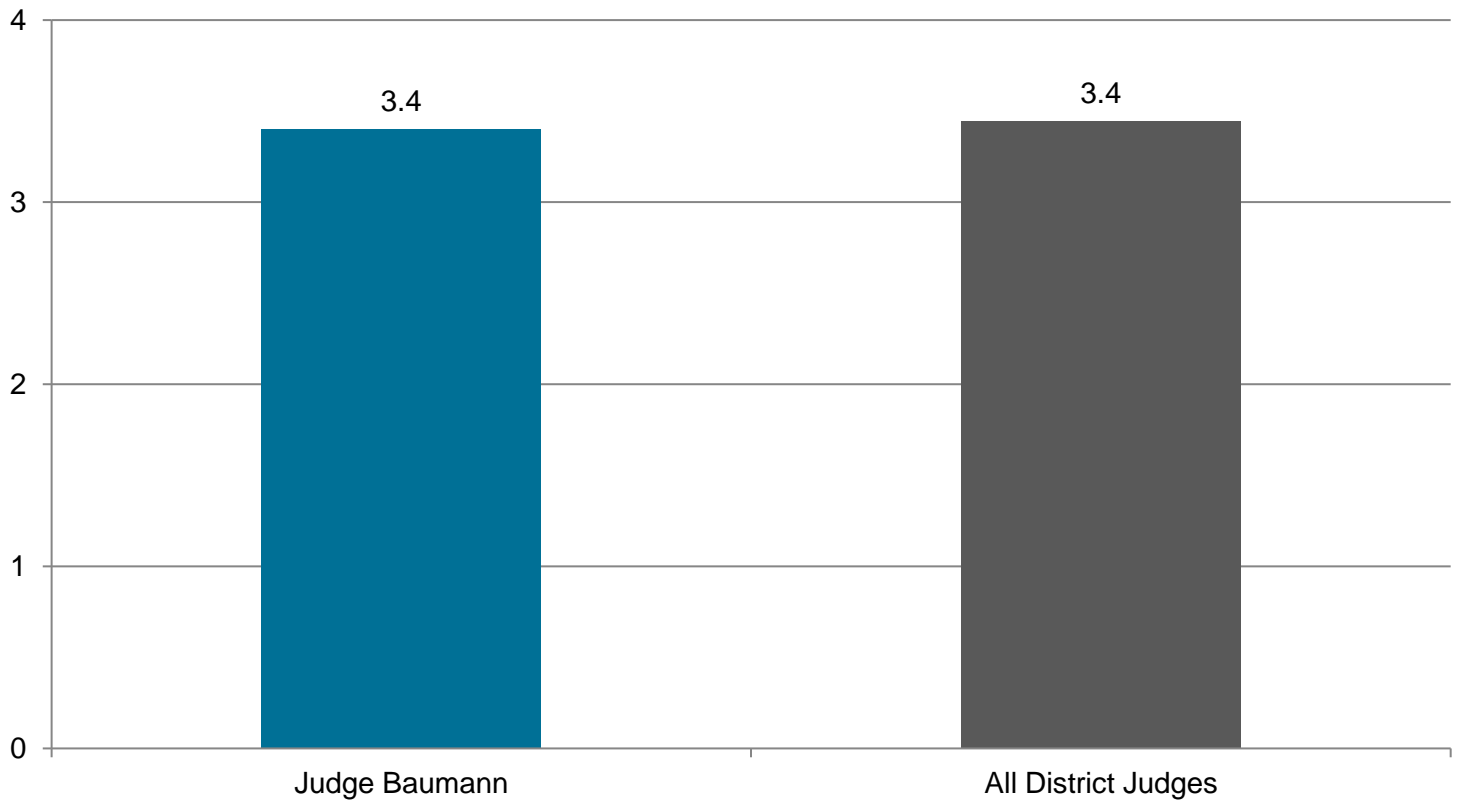
| | |
|--|----|
| Summary of Results..... | 3 |
| Overall Score..... | 3 |
| Performance Scores..... | 4 |
| Individual Category Scores..... | 5 |
| Summary of Responses | 6 |
| Detailed Report..... | 7 |
| Case Management..... | 7 |
| Application and Knowledge of Law | 8 |
| Communications..... | 9 |
| Demeanor | 10 |
| Diligence | 11 |
| Fairness | 13 |
| Survey of Appellate Judges | 14 |
| Appendix 1. Survey Methods – Attorney and Non-attorney | 15 |
| Methodology and How to Read Results..... | 15 |
| Appendix 2. Survey Methodology - Appellate Judges..... | 18 |
| Methodology and How to Read Results..... | 18 |
| Appendix 3: Judge Response Counts by Type of Respondent..... | 19 |

Summary of Results

For Judge Baumann, 34 individuals completed surveys with at least a single rating question answered. This report reflects these 34 responses.

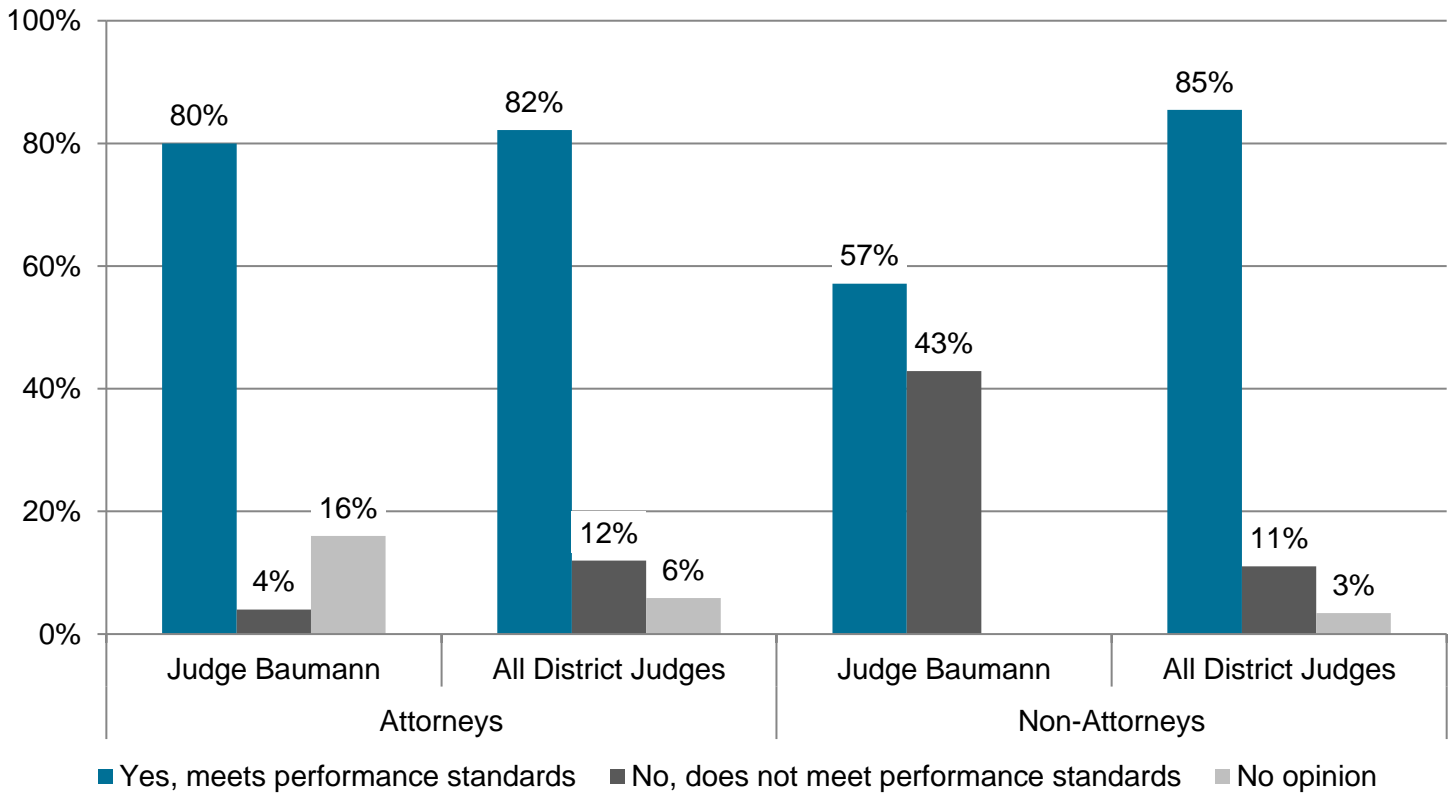
Respondents rated judges on various questions using an A to F scale, in which the grades were then converted to the following numerical scores: A= 4, B=3, C=2, D=1 and Fail=0. An average score of 4.0 is the highest possible score and a 0.0 is the lowest possible score.

Overall Score



| | Judge Baumann | All District Judges |
|---------------|---------------|---------------------|
| Overall Grade | 3.4 | 3.4 |

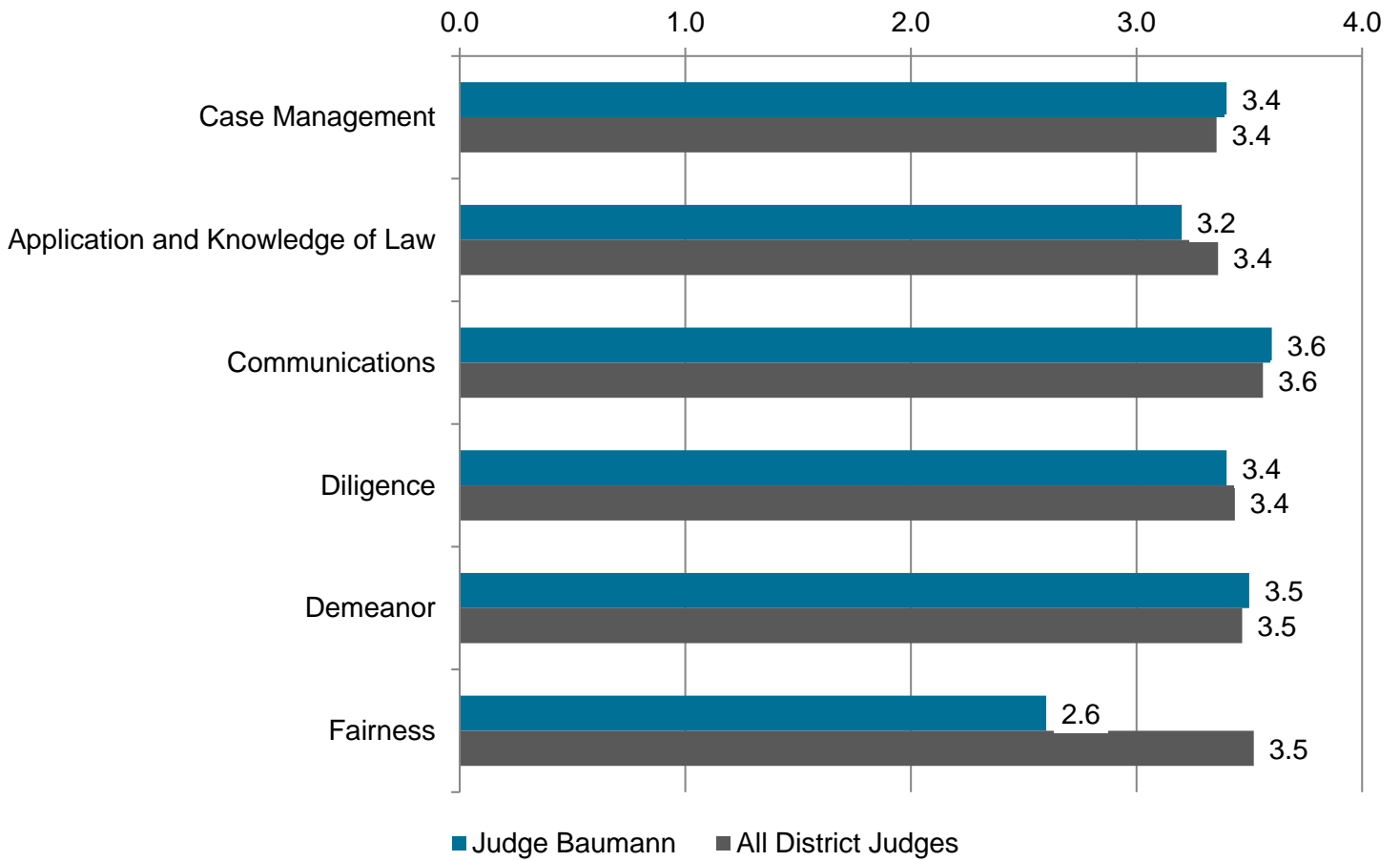
Performance Scores



| | Attorneys | | Non-Attorneys | |
|---|---------------|---------------------|---------------|---------------------|
| | Judge Baumann | All District Judges | Judge Baumann | All District Judges |
| Yes, meets performance standards | 80% | 82% | 57% | 85% |
| No, does not meet performance standards | 4% | 12% | 43% | 11% |
| No opinion | 16% | 6% | 0% | 3% |

Note: All percentages in this report are rounded to the nearest percentage point.

Individual Category Scores



| | Judge Baumann | All District Judges |
|----------------------------------|---------------|---------------------|
| Case Management | 3.4 | 3.4 |
| Application and Knowledge of Law | 3.2 | 3.4 |
| Communications | 3.6 | 3.6 |
| Diligence | 3.4 | 3.4 |
| Demeanor | 3.5 | 3.5 |
| Fairness | 2.6 | 3.5 |

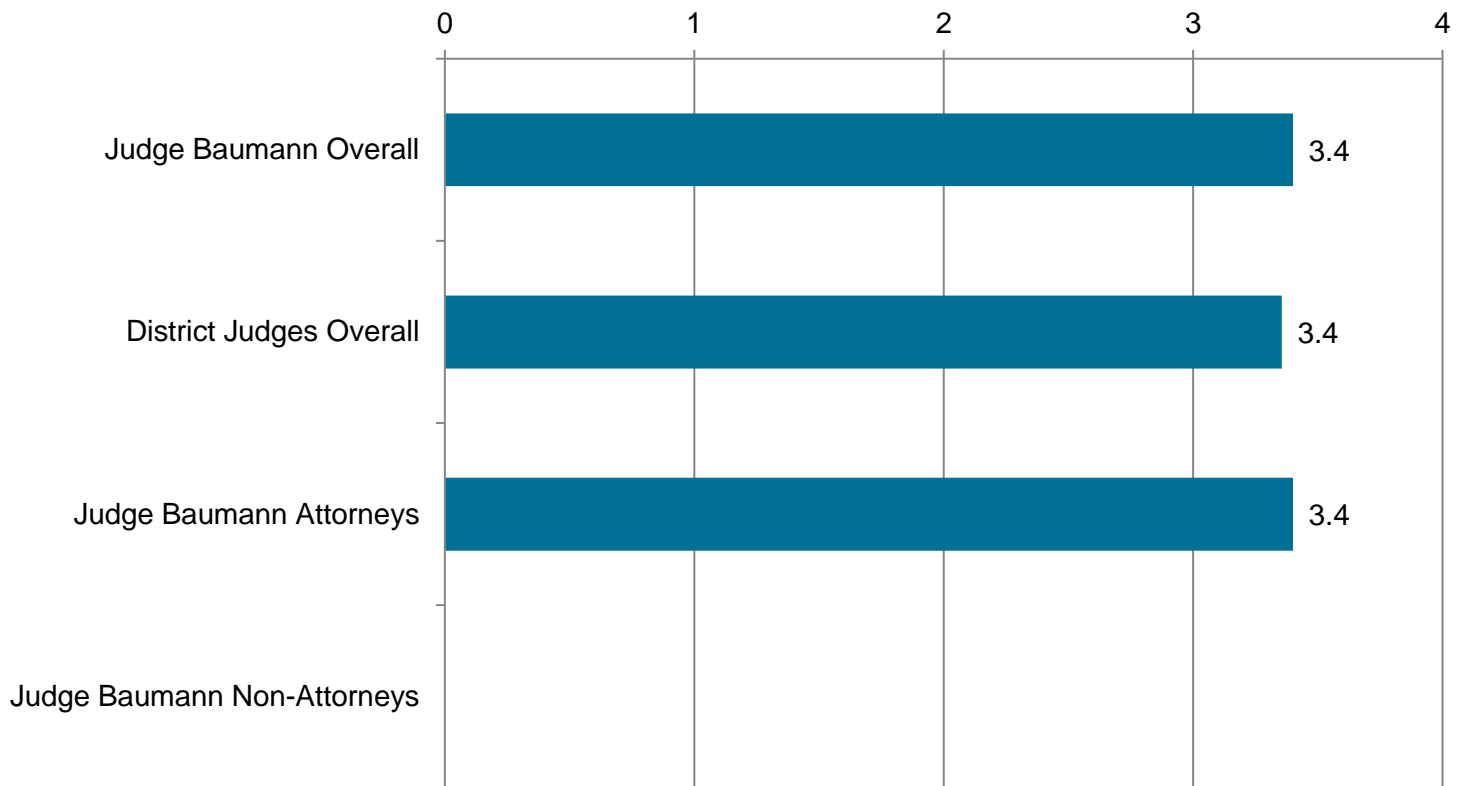
Summary of Responses

| Group | Responses | Response Rate | Percent with Sufficient Knowledge | Number with Sufficient Knowledge |
|---------------|-----------|---------------|-----------------------------------|----------------------------------|
| Attorneys | 45 | 41% | 60% | 27 |
| Non-Attorneys | 11 | 5% | 64% | 7 |

In addition to the responses above, Judge Baumann received 0 response(s) via the open Citizen Feedback survey. Those responses are included with non-attorney results wherever applicable. However, due to the nature of data collection, they are not included in response rates.

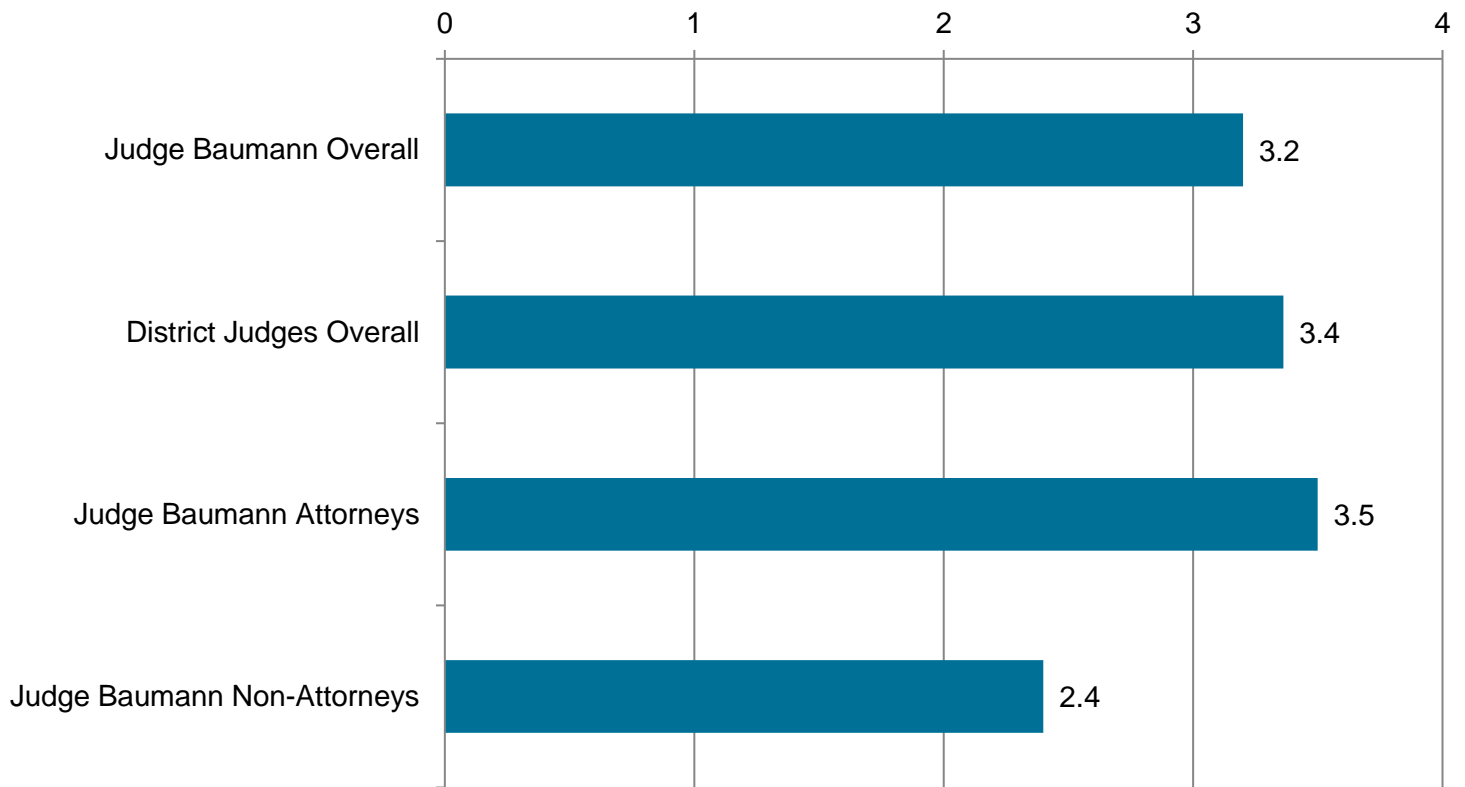
Detailed Report

Case Management



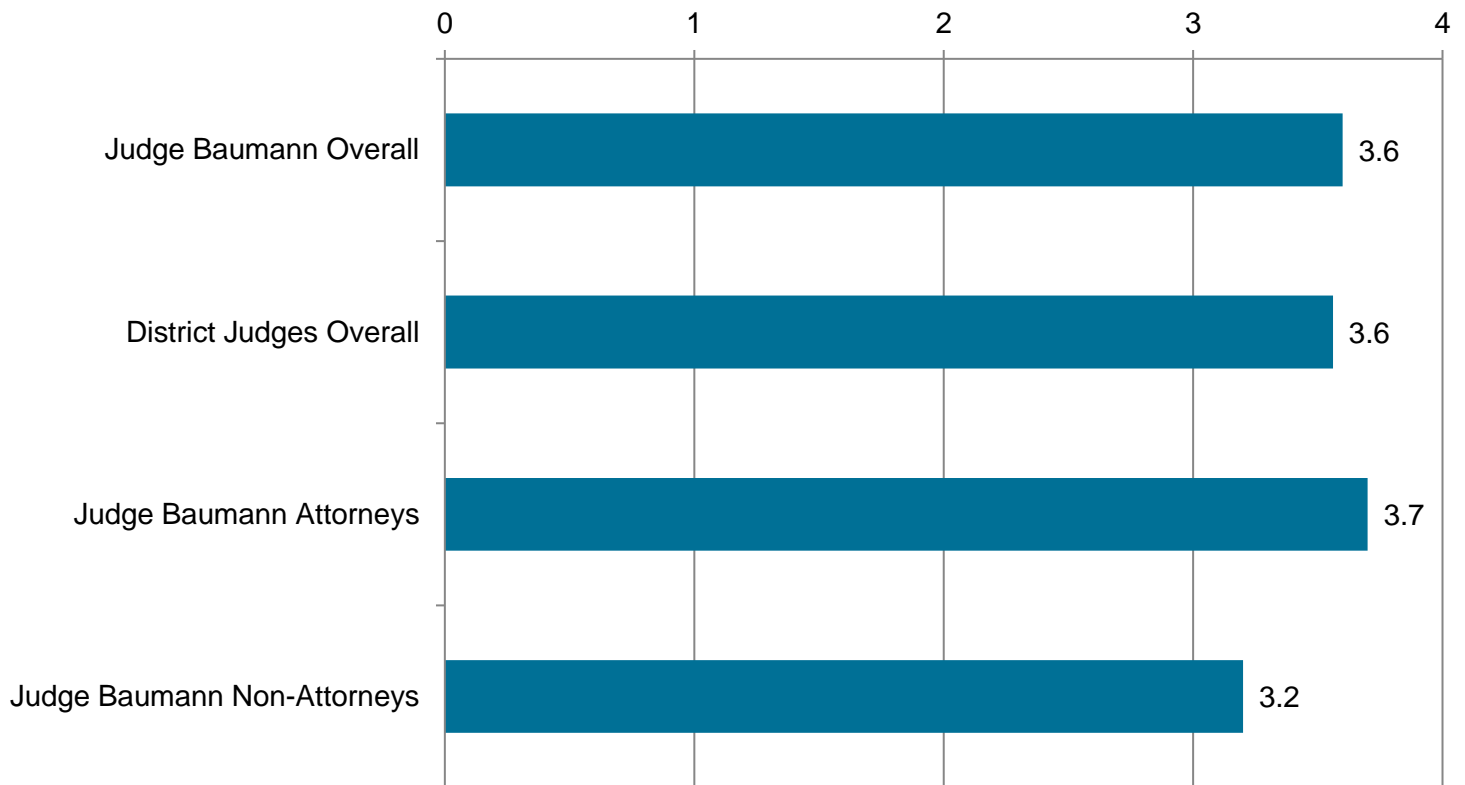
| | Judge Baumann Overall | District Judges Overall | Judge Baumann Attorneys | Judge Baumann Non-Attorneys | Number of Responses |
|---|-----------------------|-------------------------|-------------------------|-----------------------------|---------------------|
| Promptly issuing a decision on the case after trial | 2.9 | 3.4 | 2.9 | N/A | 25 |
| Maintaining appropriate control over proceedings | 3.8 | 3.4 | 3.8 | N/A | 25 |
| Promptly ruling on pre-trial motions | 3.3 | 3.3 | 3.3 | N/A | 22 |
| Setting reasonable schedules for cases | 3.7 | 3.3 | 3.7 | N/A | 25 |

Application and Knowledge of Law



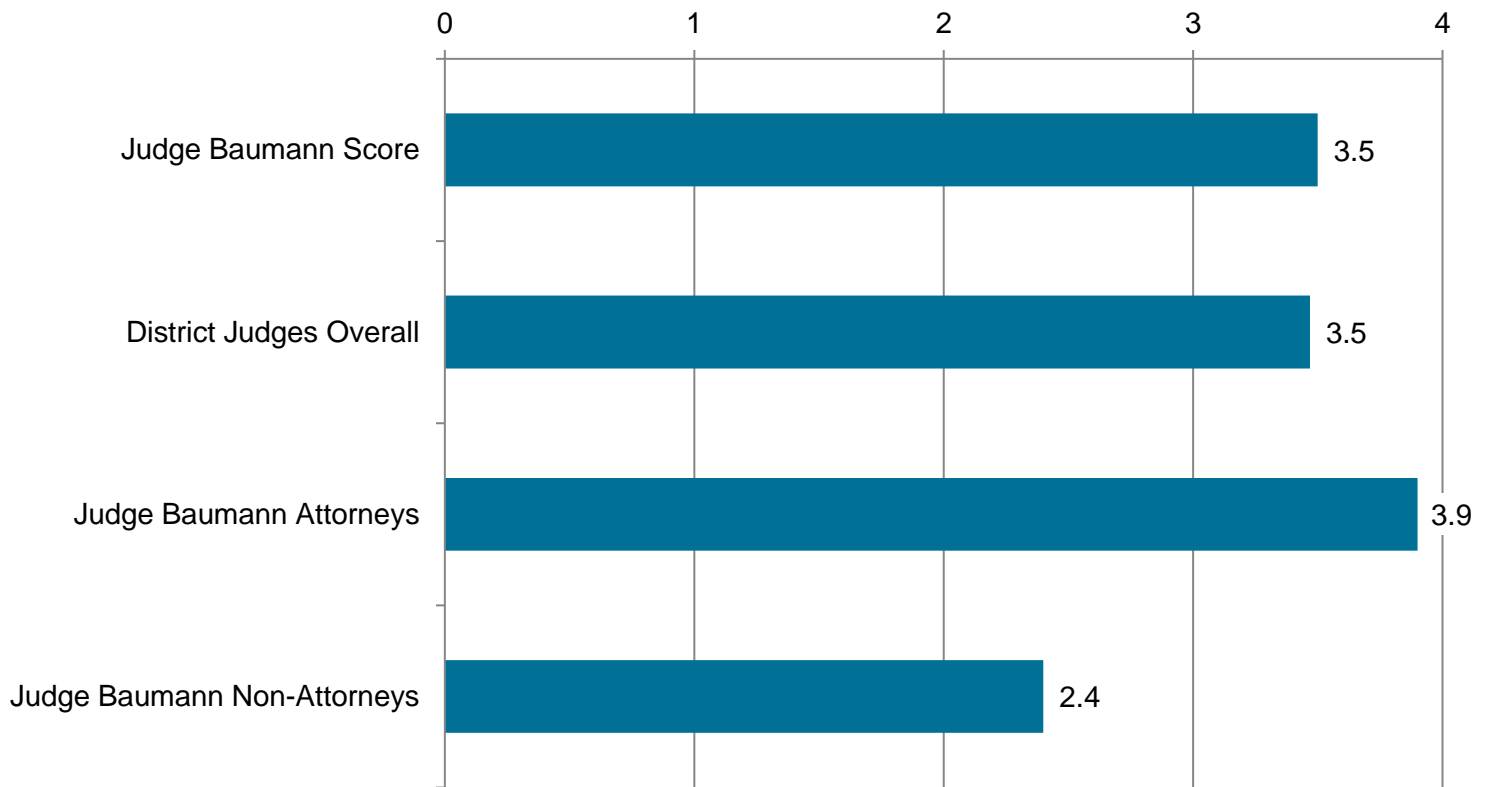
| | Judge Baumann Overall | District Judges Overall | Judge Baumann Attorneys | Judge Baumann Non-Attorneys | Number of Responses |
|--|-----------------------|-------------------------|-------------------------|-----------------------------|---------------------|
| Being able to identify and analyze relevant facts | 3.3 | 3.4 | 3.6 | 2.4 | 32 |
| Basing decisions on evidence and arguments | 3.6 | 3.2 | 3.6 | N/A | 23 |
| Issuing consistent sentences when the circumstances are similar | - | 3.1 | - | N/A | 0 |
| Being fair and impartial to both sides of the case | 3.5 | 3.3 | 3.5 | N/A | 24 |
| Consistently applying laws and rules | 3.6 | 3.2 | 3.6 | N/A | 23 |
| Giving reasons for rulings | 2.2 | 3.5 | N/A | 2.2 | 8 |
| Willing to make decision without regard to possible outside pressure | 2 | 3.5 | N/A | 2 | 6 |

Communications



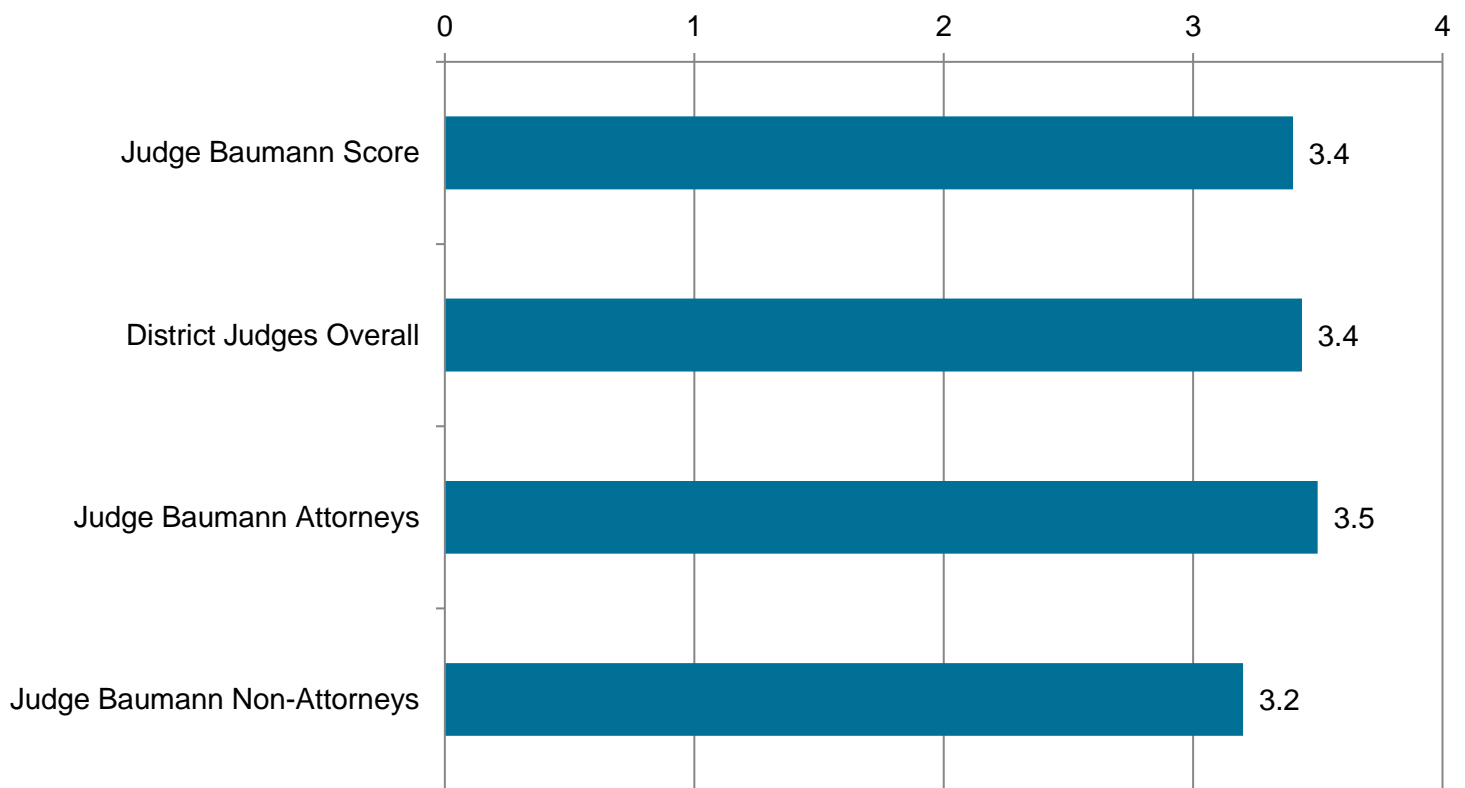
| | Judge Baumann Overall | District Judges Overall | Judge Baumann Attorneys | Judge Baumann Non-Attorneys | Number of Responses |
|---|-----------------------|-------------------------|-------------------------|-----------------------------|---------------------|
| Making sure all participants understand the proceedings | 3.7 | 3.6 | 3.8 | 3.1 | 33 |
| Providing written communications that are clear, thorough and well reasoned | 3.5 | 3.3 | 3.5 | N/A | 24 |
| Using language that everyone can understand | 3.2 | 3.7 | N/A | 3.2 | 8 |
| Speaking clearly so everyone in the courtroom can hear what's being said | 3.4 | 3.7 | N/A | 3.4 | 8 |

Demeanor



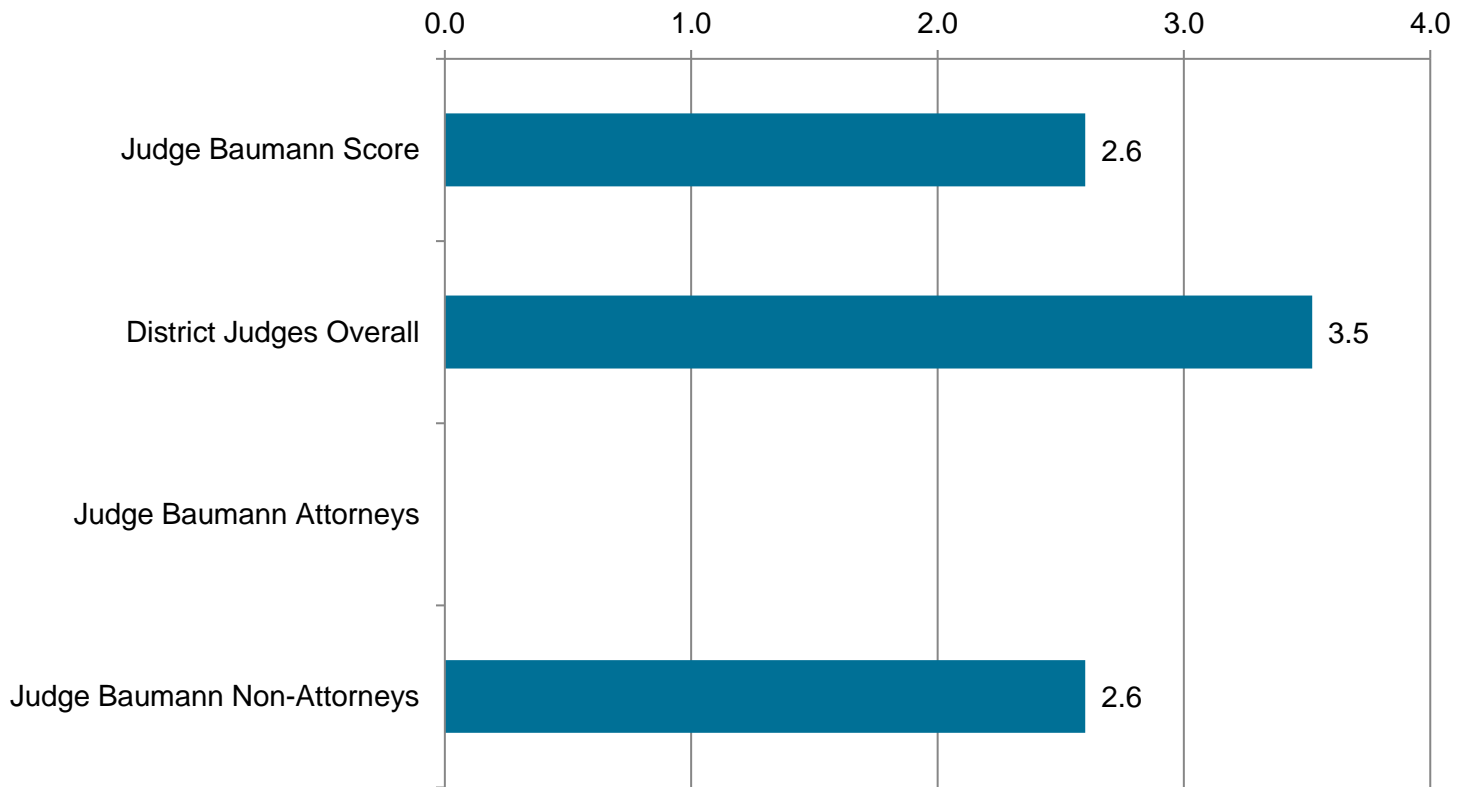
| | Judge Baumann Score | District Judges Overall | Judge Baumann Attorneys | Judge Baumann Non-Attorneys | Number of Responses |
|--|---------------------|-------------------------|-------------------------|-----------------------------|---------------------|
| Giving proceedings a sense of dignity | 3.6 | 3.5 | 3.9 | 2.6 | 32 |
| Treating participants with respect | 3.6 | 3.5 | 4 | 2.4 | 32 |
| Conducting his/her courtroom in a neutral manner | 3.5 | 3.4 | 3.8 | 2.6 | 31 |
| Having a sense of compassion and human understanding for those who appear before him/her | 2.1 | 3.5 | N/A | 2.1 | 8 |

Diligence



| | Judge Baumann Score | District Judges Overall | Judge Baumann Attorneys | Judge Baumann Non-Attorneys | Number of Responses |
|---|---------------------|-------------------------|-------------------------|-----------------------------|---------------------|
| Using good judgment in application of relevant law and rules | 3.7 | 3.2 | 3.7 | N/A | 24 |
| Doing the necessary "homework" and being prepared for cases | 3.4 | 3.5 | 3.4 | 3.2 | 32 |
| Being willing to handle cases on the docket even when they are complicated and time consuming | 3.6 | 3.4 | 3.6 | N/A | 19 |
| Beginning court on time | 3.1 | 3.6 | N/A | 3.1 | 8 |
| Maintaining appropriate control over proceedings | 3.2 | 3.7 | N/A | 3.2 | 8 |
| Setting reasonable schedules for cases | 3.1 | 3.6 | N/A | 3.1 | 8 |
| Managing court proceedings so that there is little wasted time | 3 | 3.5 | N/A | 3 | 8 |

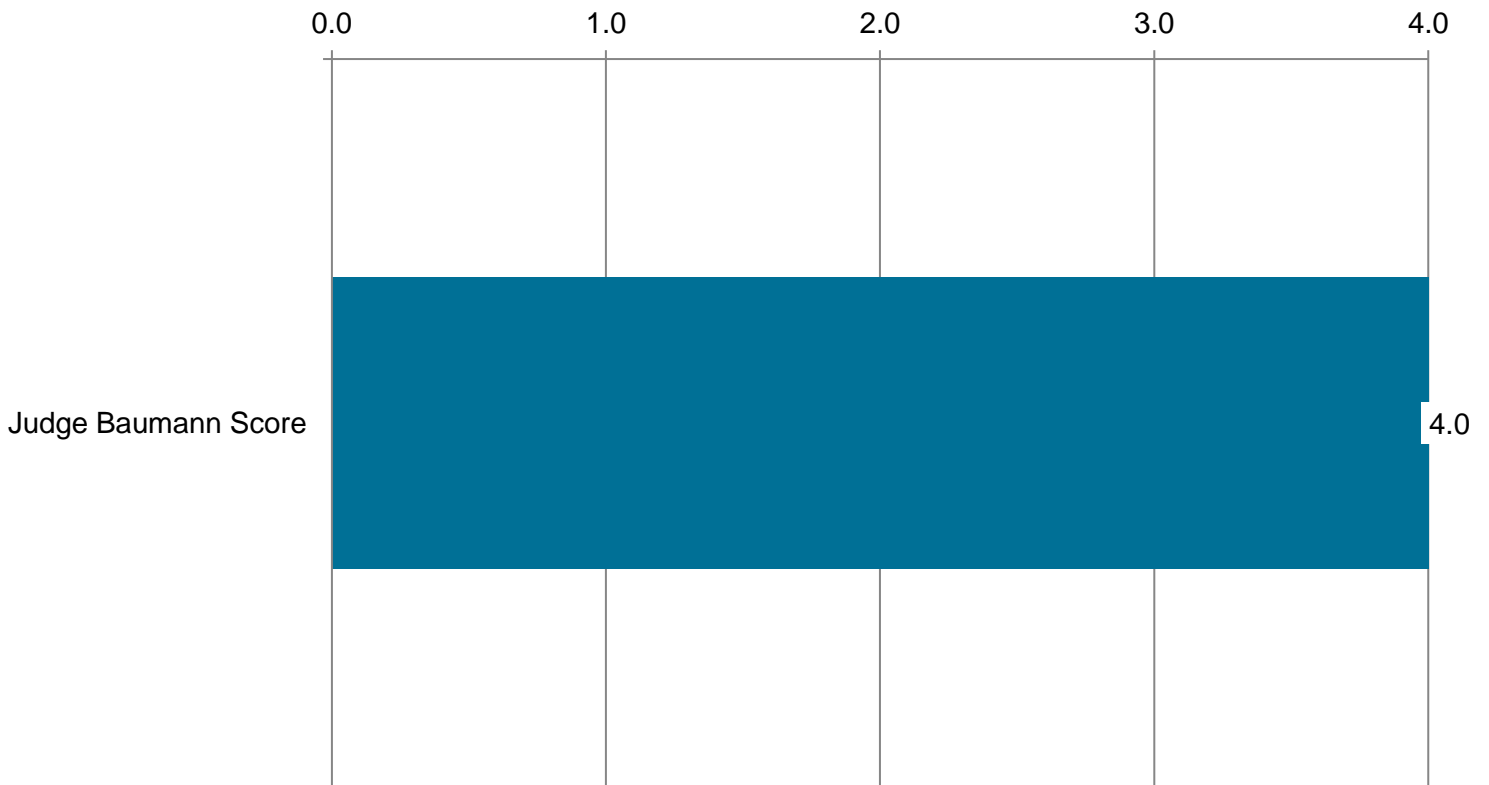
Fairness



| | Judge Baumann Score | District Judges Overall | Judge Baumann Attorneys | Judge Baumann Non-Attorneys | Number of Responses |
|---|---------------------|-------------------------|-------------------------|-----------------------------|---------------------|
| Giving participants an opportunity to be heard | 2.8 | 3.6 | N/A | 2.8 | 8 |
| Treating those involved in the case without bias | 2.6 | 3.5 | N/A | 2.6 | 8 |
| Treating fairly people who represent themselves | 2.5 | 3.6 | N/A | 2.5 | 6 |
| Giving each side enough time to present his or her case | 2.5 | 3.5 | N/A | 2.5 | 8 |

Survey of Appellate Judges

For Judge Baumann 2 appellate judges agreed they had worked with Judge Baumann enough to evaluate their performance.



| | Judge Baumann Score | District Judges Overall | Number of Responses |
|--------------------------------|---------------------|-------------------------|---------------------|
| Overall performance as a judge | 4.0 | 3.6 | 2 |

Appendix 1. Survey Methods – Attorney and Non-attorney

Methodology and How to Read Results

For Judge Baumann, 34 individuals completed surveys with at least a single rating question answered. This report reflects these 34 responses. The survey results are divided into eight sections: Retention, Case Management, Application and Knowledge of Law, Communications, Demeanor, Diligence, Fairness, Strengths, and Weaknesses.

a. Response rates

Attorneys

During the 2018 administration, a total of 16,364 survey invitations were sent to 5,769 attorneys inviting them to evaluate judges and justices receiving interim reports in 2019. On average, each attorney was asked to evaluate 2.8 judges. In total 3,837 surveys were completed with an additional 2,309 responses where the attorney indicated that they did not have enough experience with the judge to be comfortable evaluating him or her. The response rate for the survey was 38% and the survey completion rate (the number of those familiar enough to evaluate the judge divided by the total number of attorney responses including those indicating they did not have sufficient familiarity to evaluate the judge) was 62%.

Non-attorneys

During the 2018 administration, a total of 143,430 survey invitations were sent to non-attorneys inviting them to evaluate judges and justices receiving interim reports in 2019. In total 4,862 surveys were completed with an additional 1,925 responses where the individual indicated that they did not have enough experience with the judge to be comfortable evaluating him or her. The response rate for the survey was 6% and the survey completion rate (the number of those familiar enough to evaluate the judge divided by the total number of responses including those indicating they did not have sufficient familiarity to evaluate the judge) was 72%.

b. Methodology

The 2018 attorney survey was conducted in 4 quarterly cycles online beginning on June 4th, 2018. Attorneys with appearances in front of judges during the first quarter of 2018 were first mailed a pre-notification letter on June 4th, 2018 informing them about the survey and providing a link and login information to access the survey online. Next, a series of three email invitations were sent on June 7th, June 18th, and July 2nd, 2018.

This process was repeated among attorneys with appearances in the second quarter of 2018 beginning with a pre-notification letter sent on August 10th, 2018. The letter was followed up by email invitations sent on August 13th, August 27th, and September 11th, 2018. For those attorneys with appearances during the 3rd quarter of 2018, the process was repeated again with a letter sent on November 26th and a series of emails sent on November 29th, December 11th, and December 29th, 2018.

To further increase the amount of data collected, an additional cycle of data collection took place in January and February 2019. Invitations were emailed to attorneys with appearances during the 4th quarter of 2018. This cycle included a pre-notification letter sent on January 25th followed up by email invitations sent on February 5th, February 11th, and February 19th, 2019. Additional invitations and reminders were sent out on request throughout the data collection process.

Data collection among non-attorneys also featured four quarterly cycles with each cycle consisting of a mailed invitation letter with instructions to access the survey online followed by a mailed survey booklet with a prepaid

return envelope. To meet tight reporting deadlines, the order was switched for the 4th quarter administration and the survey booklet was sent first followed by the letter.

Due to the ability to contact court staff via email, respondents were split into two groups for data collection: court staff and other non-attorneys. The court staff group includes staff members, interpreters and probation officers. The other non-attorney group includes jurors, defendants, witnesses, litigants, and law enforcement personnel.

Court staff members were invited via emailed invitations sent on November 5th, 2018 and reminders sent on November 13th and 26th.

In addition to the main non-attorney survey where respondents were invited to participate, there was also a citizen feedback survey available to all citizens on the OJPE website. This survey was open for the entire data collection period and data was downloaded for analysis on February 21st, 2019. During this period 87 valid responses were received. The survey remained open and any responses received after February 21st or for judges not receiving an interim evaluation in 2019 were held over for the 2020 evaluation cycle.

Table 1: Non-Attorney Data Collection Dates

| Cycle | Invitation Letter | Survey Booklet |
|--------------|--------------------------|-----------------------|
| Q1 | 5/18/18 | 6/20/18 |
| Q2 | 8/2/18 | 9/7/18 |
| Q3 | 11/9/18 | 12/19/18 |
| Q4 | 1/31/19 | 1/23/19 |

c. Questions

In the core of the survey, attorneys evaluated district and county judges on 17 aspects of judicial performance and appellate judges on 12 aspects of judicial performance using a grade scale of A, B, C, D, or F. These aspects were grouped by topic into different categories, five for district and county judges and two for appellate judges. The district and county categories were: Case Management, Application and Knowledge of Law, Communications, Demeanor, and Diligence. Questions regarding appellate judges were divided into two categories, one for general questions and one specific to their writing (only asked of those who indicated they had experience with the judge or justice’s written opinions).

In a final question, respondents were asked if they thought whether the judge met judicial performance standards

The question wording for the core of the survey was carried over from the 2017 administration with only minor changes to make the survey gender neutral. The questions were originally developed in 1998 to meet the criteria outlined in statute 13-5.5-101 et seq.

Non-attorney respondents evaluated judges on 19 aspects of judicial performance using the same grade scale of A, B, C, D, or Fail. In a final question, respondents were asked if they thought whether the judge met judicial performance standards. The overall structure of the survey was similar to the attorney survey, but the individual rating questions were tailored to aspects that could be rated by those without specific legal experience.

d. Analysis and Reporting

Letter grades were converted to a numerical score where A = 4, B = 3, C = 2, D = 1 and Fail = 0 for analysis. The results include an overall grade, a grade for each category, as well as a grade for each question. The overall score is calculated by averaging the responses to all questions answered by the attorneys. This score will have the same numerical range as the individual questions from zero to four.

Each category score is calculated by averaging the responses to all questions answered by the attorney within each category. This score will have the same zero to four numerical range as the individual questions. Similarly, 2019 Judicial Performance Survey Report for Judge Christopher J. Baumann

an average score is calculated for each individual question with the exception of the final question on meeting performance standards.

The overall average and category scores will be reported for each judge along with the average scores for the judge's peers. The average score (with the exception noted above) will also be reported for each question along with the peer group score. In addition, the report will include the distribution of responses for each question, i.e. the percentage of attorneys that assigned a rating of A, B, C, D, and F. The distribution of responses is also reported for the question on retention.

e. Comments

At the end of each group of questions respondents had the option of leaving comments about the judge's performance in that area. By statute, these comments are confidential and only provided to the judge and the District Commission on Judicial Performance. They are not released to the public when the rest of the report is released.

Appendix 2. Survey Methodology - Appellate Judges

Methodology and How to Read Results

a. Response rates

Invitations were sent via email to all 29 Supreme Court justices and Court of Appeals judges. Of these, 2 completed the survey and felt they had sufficient knowledge of Judge Baumann to evaluate their performance.

b. Methodology

Appellate judges were surveyed to evaluate the performance of district judges. This evaluation of district judges was conducted via an online survey hosted in the Voxco survey software. An email invitation was sent on January 29th, 2019.

c. Questions

Due to the large number of judges being evaluated, the district judge evaluation survey consisted of a single question pertaining to each judge. Appellate judges and justices were asked to evaluate the district judge's overall performance as a judge on a grade scale of A-F with A being "Excellent" and F being "Fail". In the survey, the district judges being evaluated were grouped by district with the districts presented in random order to reduce bias.

d. Analysis and Reporting

Letter grades were then converted to a numerical score where A = 4, B = 3, C = 2, D = 1 and Fail = 0 for analysis. The overall score is calculated by averaging the responses to all questions answered. This score will have the same numerical range as the individual questions from zero to four.

The overall average will be reported for each judge along with the average scores for the judge's peers. In addition, the report will include the distribution of responses for each question. That is, the percentage of respondents that assigned a rating of A, B, C, D, and F.

e. Comments

Respondents were given the option to leave supporting comments in a box next to where they graded each judge. By statute, these comments are confidential and only provided to the judge and the District Commission on Judicial Performance. They are not released to the public when the rest of the report is released.

Appendix 3: Judge Response Counts by Type of Respondent

| Respondent Type | Total Sent | Number of Responses | Undeliverable/ Not Applicable | Completes* | Cooperation Rate |
|----------------------------|------------|---------------------|-------------------------------|------------|------------------|
| Attorney | 111 | 45 | 0 | 27 | 60% |
| Law Enforcement | 0 | 0 | 0 | 0 | - |
| Litigant | 111 | 5 | 5 | 2 | 40% |
| Juror | 0 | 0 | 0 | 0 | - |
| Others | 112 | 6 | 6 | 5 | 83% |
| Total Non-Attorneys | 223 | 11 | 11 | 7 | 64% |
| Total Respondents | 334 | 56 | 11 | 34 | 61% |

*Completed surveys include respondents who said that they have sufficient experience to evaluate the judge.