



**COLORADO**

**Office of Judicial  
Performance Evaluation**

Judicial Branch

---

The Honorable Monica M. Márquez  
2017 Judicial Performance Survey Report  
Appellate Court

Conducted by:



75 Washington Ave. Ste. 2C  
Portland, ME 04101  
[www.marketdecisions.com](http://www.marketdecisions.com)

# Contents

Summary of Results.....	1
Overall Score.....	1
Retention Scores.....	2
Individual Category Scores.....	3
Respondent Characteristics.....	4
Survey of Attorneys.....	5
Methodology and How to Read Results.....	5
Retention.....	7
General Evaluation.....	8
Writing.....	10
Survey of District and Appellate Judges.....	12
Methodology and How to Read Results.....	12
Retention.....	14
Individual Questions.....	15

# Summary of Results

For Justice Monica M. Márquez, 73 qualified survey respondents submitted surveys. Of those who responded, 56 agreed they had worked with Justice Márquez enough to evaluate her performance. This report reflects these 56 responses.

Respondents rated judges on various questions using an A to F for fail scale, in which the grades were then converted to the following numerical scores: A= 4, B=3, C=2, D=1 and Fail=0. An average score of 4.0 is the highest possible score and a 0.0 is the lowest possible score.

## Overall Score

Figure 1

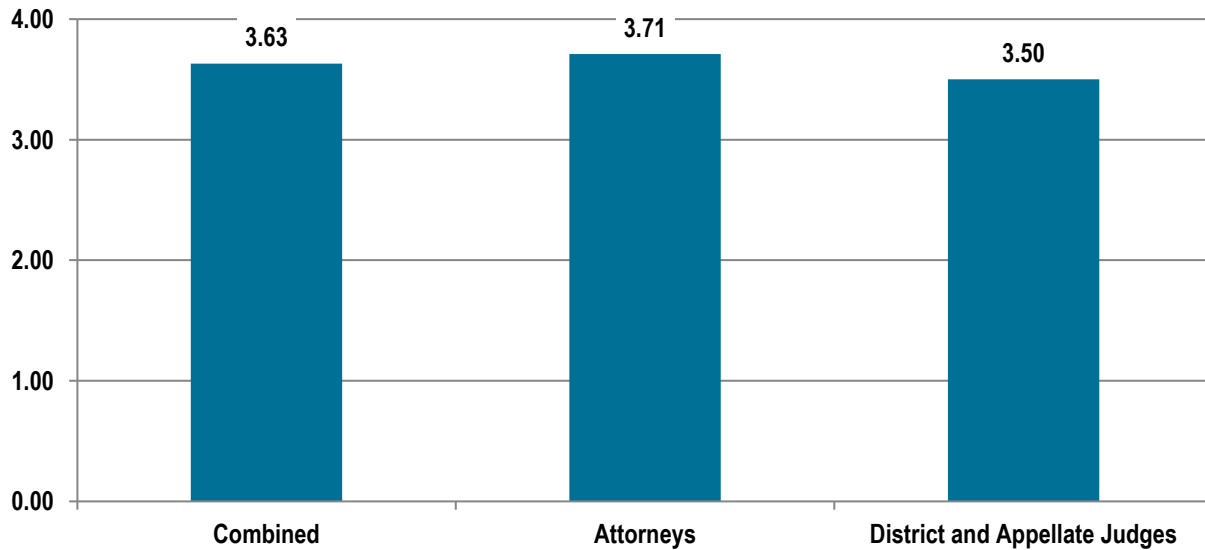


Table 1

Justice Monica M. Márquez Overall Scores			
	Combined	Attorneys	District and Appellate Judges
Overall Grade	3.63	3.71	3.5

## Retention Scores

Figure 2

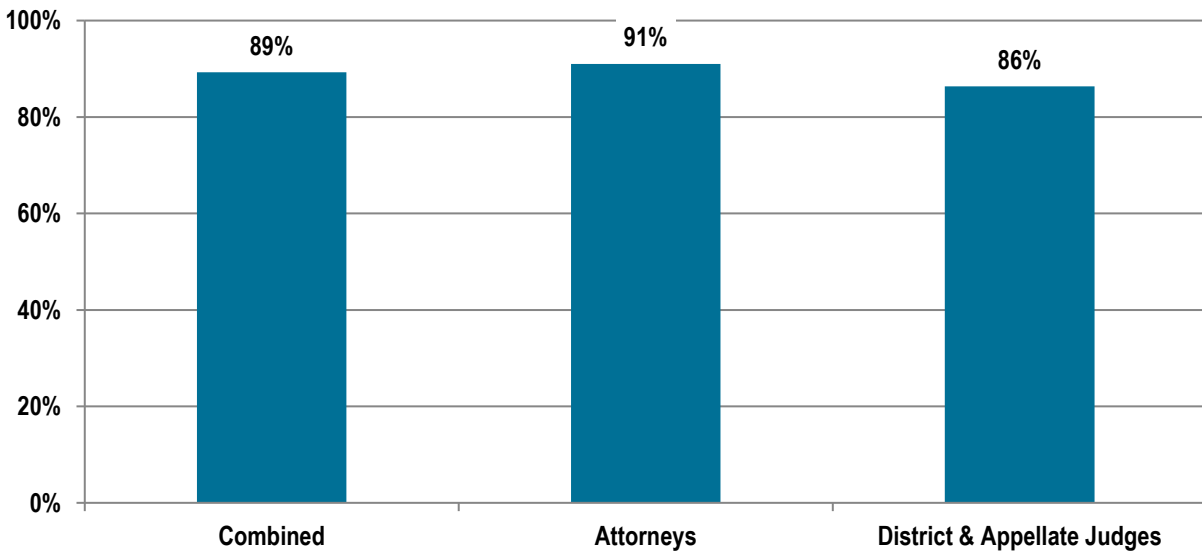


Table 2

Justice Monica M. Márquez Overall Retention Scores			
	Combined	Attorneys	District & Appellate Judges
% Recommending Retention	89%	91%	86%

## Individual Category Scores

Table 3

Justice Monica M. Márquez Overall Category Scores		
Area	Attorneys	District and Appellate Judges
General	3.81	3.50
Writing	3.60	N/A

## Respondent Characteristics

**Table 4: Response Rates**

Group	Total Sent	Undeliverable or Not Applicable*	Complete	Response Rate**	% Without sufficient knowledge***
Attorneys	175	0	48	27%	29%
District and Appellate Judges	307	0	25	8%	12%

\*Undeliverable or Not Applicable surveys are those that were returned as undeliverable, the person no longer works at the address provided, or the respondent is deceased.

\*\* Response rates are calculated by adding the number of completed responses to the number of undeliverable responses and dividing the results by the total invitations sent.

\*\*\*The percent without sufficient knowledge are those that said they had insufficient experience to evaluate the judge or justice.

# Survey of Attorneys

## Methodology and How to Read Results

For Justice Márquez, 48 qualified survey respondents submitted surveys. Of those who responded, 34 agreed they had worked with Justice Márquez enough to evaluate her performance. This report reflects these 34 responses. The survey results are divided into two sections: General Evaluation and Writing.

The results are shown in both graphs and tables. Each judge's scores are shown along with a comparison to other judges who serve at the same court level. The comparison group is called "Appellate Judges" on the charts.

### a. Response rates

During the 2016-2017 administration, a total of 23,267 survey invitations were sent to 5,865 attorneys inviting them to evaluate judges and justices eligible to receive interim evaluations in 2017. On average, each attorney was asked to evaluate 3 judges. 4,676 surveys were completed with an additional 2,022 responses where the attorneys indicated that they did not have enough experience with the judge to be comfortable evaluating him or her. The response rate for the survey was 29% and the survey completion rate (the number of those familiar enough to evaluate the judge divided by the total number of attorney responses including those indicating they did not have sufficient familiarity to evaluate the judge) was 60%.

### b. Methodology

The 2016 attorney survey was conducted online beginning on September 16, 2016. Attorneys were first mailed a pre-notification letter sent on September 16, 2015 informing them about the survey and providing a link and login information to access the survey online. Next, a series of three email invitations were sent on September 27th, October 12th, and November 1st.

To further increase response rates, an additional cycle of data collection took place in January and February 2017. Invitations were sent to attorneys who had appeared before judges standing for retention in the 3rd and 4th quarters of 2016. A pre-notification letter was sent to these attorneys on January 31st, 2017 and followed up by emailed invitations sent on February 7th, February 16th and February 27th. Additional invitations were sent out on request throughout data collection. All online surveys were closed and mail returns were cut off on March 2nd, 2017.

**c. Questions:**

Respondents evaluated judges on 6 aspects of judicial performance using a grade scale of A, B, C, D, or F. These grades were then converted to a numerical score where A = 4, B = 3, C = 2, D = 1 and Fail = 0. Those that indicated that they were familiar with the Justice's written opinions were asked to rate the judge in an additional six areas related to the Justice's writing skills. In a final question, respondents were asked to indicate how strongly they would recommend that the judge or justice be retained or not retained in office. For this evaluation cycle, the "Don't know enough to make a recommendation" response category was excluded from the retention question.

**d. Analysis:**

Letter grades were then converted to a numerical score where A = 4, B = 3, C = 2, D = 1 and Fail = 0 for analysis. The overall score is calculated by averaging the responses to all questions answered. This score will have the same numerical range as the individual questions from zero to four.

The overall average will be reported for each judge along with the average scores for the judge's peers. In addition, the report will include the distribution of responses for each question. That is, the percentage of attorneys that assigned a rating of A, B, C, D, and F.

**e. Comments:**

Respondents were also asked what they considered to be the judge or justice's strengths and weaknesses. By statute, these comments are confidential and only provided to the judge and the District Commission on Judicial Performance. They are not released to the public when the rest of the report is released.



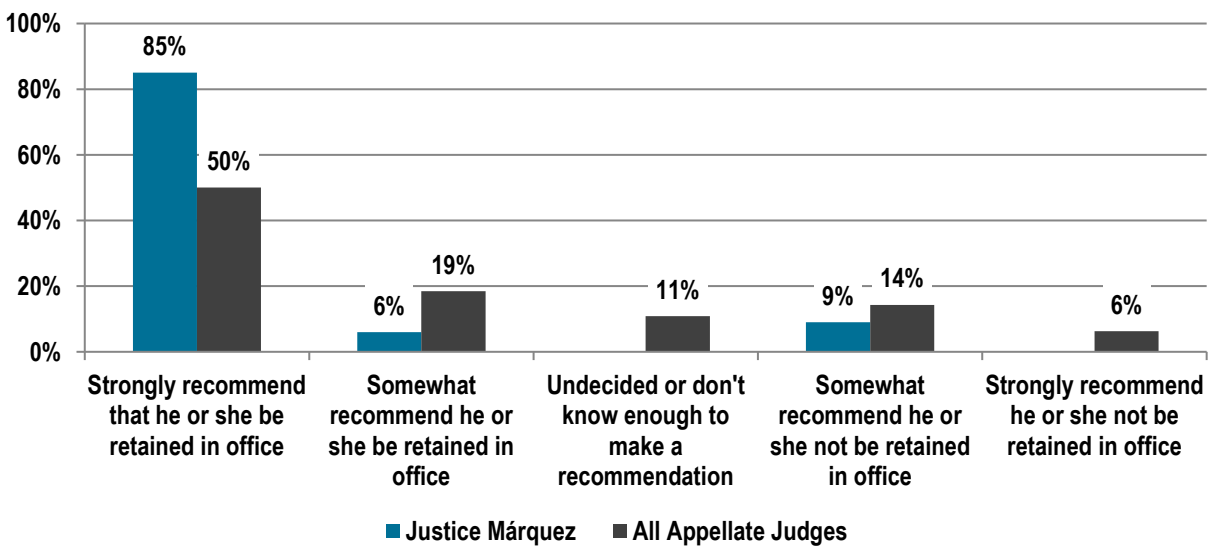
## Retention

Keeping in mind your responses to each of the previous questions, how strongly do you recommend that Justice Márquez be retained in office, or not be retained in office?

Table 5

Justice Monica M. Márquez	
Total Retain	91%
Neither	0%
Total Not Retain	9%

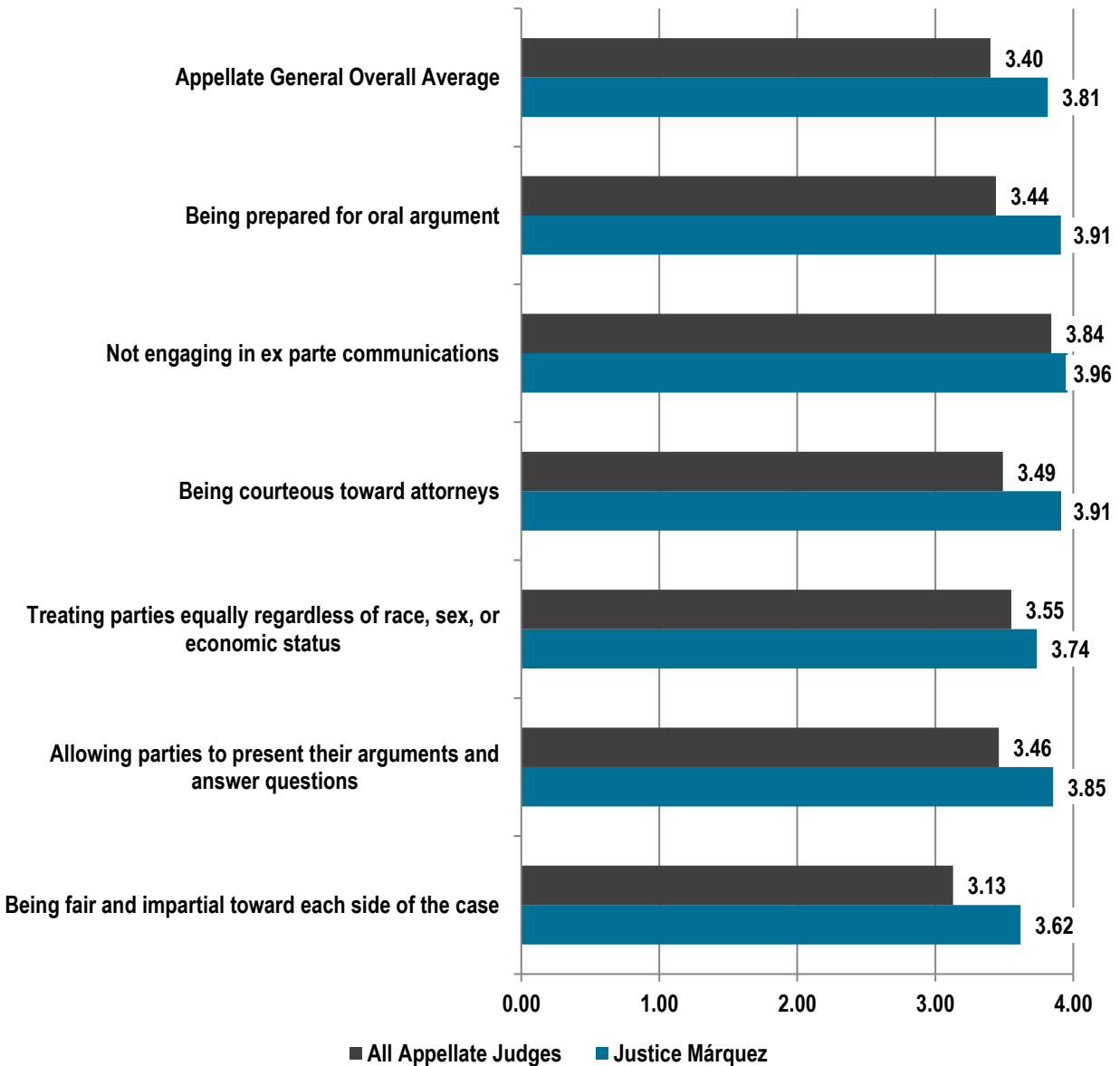
Figure 3



## General Evaluation

Using a grade scale, where an "A" is excellent along with B, C, D or F for fail, please grade Justice Márquez on the following. If, for a specific question you feel that you do not have enough information to grade the judge, please check DK/NA for Don't Know/Not Applicable.

Figure 4



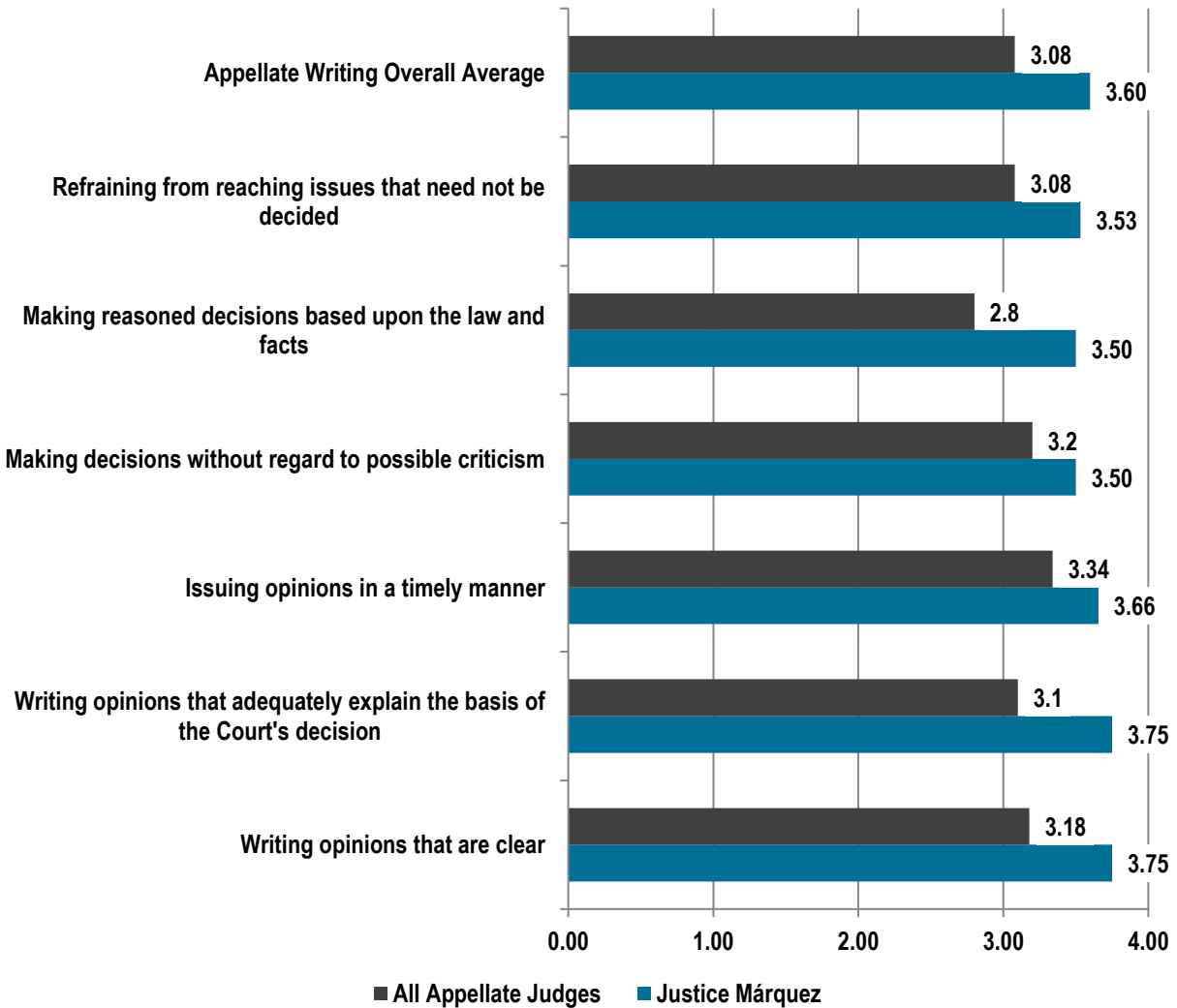
**Table 6**

<b>Appellate General</b>								
<b>Justice Monica M. Márquez</b>	<b>A</b>	<b>B</b>	<b>C</b>	<b>D</b>	<b>Fail</b>	<b>DK/NA</b>	<b>Overall Average</b>	<b>All Appellate Judges</b>
<b>Number of Responses: 34</b>								
Being fair and impartial toward each side of the case	82%	6%	6%	3%	3%	--	3.62	3.13
Allowing parties to present their arguments and answer questions	88%	9%	3%	--	--	--	3.85	3.46
Treating parties equally regardless of race, sex, or economic status	88%	6%	--	3%	3%	--	3.74	3.55
Being courteous toward attorneys	94%	3%	3%	--	--	--	3.91	3.49
Not engaging in ex parte communications	68%	3%	--	--	--	29%	3.96	3.84
Being prepared for oral argument	88%	9%	--	--	--	3%	3.91	3.44
<b>Appellate General Overall Average</b>							<b>3.81</b>	<b>3.40</b>

## Writing

Using a grade scale, where an "A" is excellent along with B, C, D or F for fail, please grade Justice Márquez on the following. If, for a specific question you feel that you do not have enough information to grade the judge, please check DK/NA for Don't Know/Not Applicable.

Figure 5



**Table 7**

<b>Appellate Writing</b>								
<b>Justice Monica M. Márquez</b> <b>Number of Responses: 32</b>	<b>A</b>	<b>B</b>	<b>C</b>	<b>D</b>	<b>Fail</b>	<b>DK/NA</b>	<b>Overall Average</b>	<b>All Appellate Judges</b>
Writing opinions that are clear	84%	9%	3%	3%	--	--	3.75	3.18
Writing opinions that adequately explain the basis of the Court's decision	84%	9%	3%	3%	--	--	3.75	3.1
Issuing opinions in a timely manner	69%	13%	9%	--	--	9%	3.66	3.34
Making decisions without regard to possible criticism	75%	13%	3%	6%	3%	--	3.50	3.2
Making reasoned decisions based upon the law and facts	75%	9%	9%	3%	3%	--	3.50	2.8
Refraining from reaching issues that need not be decided	72%	16%	9%	--	3%	--	3.53	3.08
<b>Appellate Writing Overall Average</b>							<b>3.60</b>	<b>3.08</b>

# Survey of District and Appellate Judges

## Methodology and How to Read Results

For Justice Márquez, 25 qualified survey respondents submitted surveys. Of those who responded, 22 agreed they had worked with Justice Márquez enough to evaluate her performance. This report reflects these 22 responses.

### a. Response rates

For the inter-appellate evaluation, invitations were sent via email to all 28 Supreme Court justices and Court of Appeals judges. Judges and justices not receiving interim evaluations were invited to evaluate all their appellate peers being evaluated this interim period. Appellate Judges and Justices receiving 2017 interim evaluations were invited to evaluate their fellow judges, but not themselves. Of these, 23 responded and 21 completed the survey. The response rate was 82% and the completion rate was 91%.

District judges were invited to evaluate their peers receiving 2017 interim evaluations on the Court of Appeals or Supreme Court via email. For this survey all district judges were sent invitations to evaluate the 12 Court of Appeals judges or Supreme Court justices being reviewed. A total of 3,324 survey invitations were sent and 126 responded and all completed the survey. The overall response rate was 4% and the completion rate was 100%.

### b. Methodology

Both District Judges and fellow members of the Supreme Court or Court of Appeals were asked to evaluate the appellate judges and justices being review in 2017.

The evaluation of appellate judges and justices being reviewed by their peers in the appellate courts began with an email invitation sent on March 14<sup>th</sup>.

The evaluation of appellate judges and justices by their peers in the district courts began with an email invitation sent on March 14<sup>th</sup>.

### c. Questions

Both groups of judges providing appellate evaluations answered the same questions. The survey consisted of a series of 9 questions where the respondent was asked to rate the judges performance with an A through F letter grade. They were then asked how strongly they do or do not recommend the judge or justice for retention and given an opportunity to provide any written comments.

#### **d. Analysis**

Letter grades were then converted to a numerical score where A = 4, B = 3, C = 2, D = 1 and Fail = 0 for analysis. The overall score is calculated by averaging the responses to all questions answered. This score will have the same numerical range as the individual questions from zero to four.

The overall average will be reported for each judge along with the average scores for the judge's peers. In addition, the report will include the distribution of responses for each question. That is, the percentage of attorneys that assigned a rating of A, B, C, D, and F.

#### **e. Comments**

Respondents were given the option to leave supporting comments in a box next to where they graded each judge. By statute, these comments are confidential and only provided to the judge and the District Commission on Judicial Performance. They are not released to the public when the rest of the report is released.

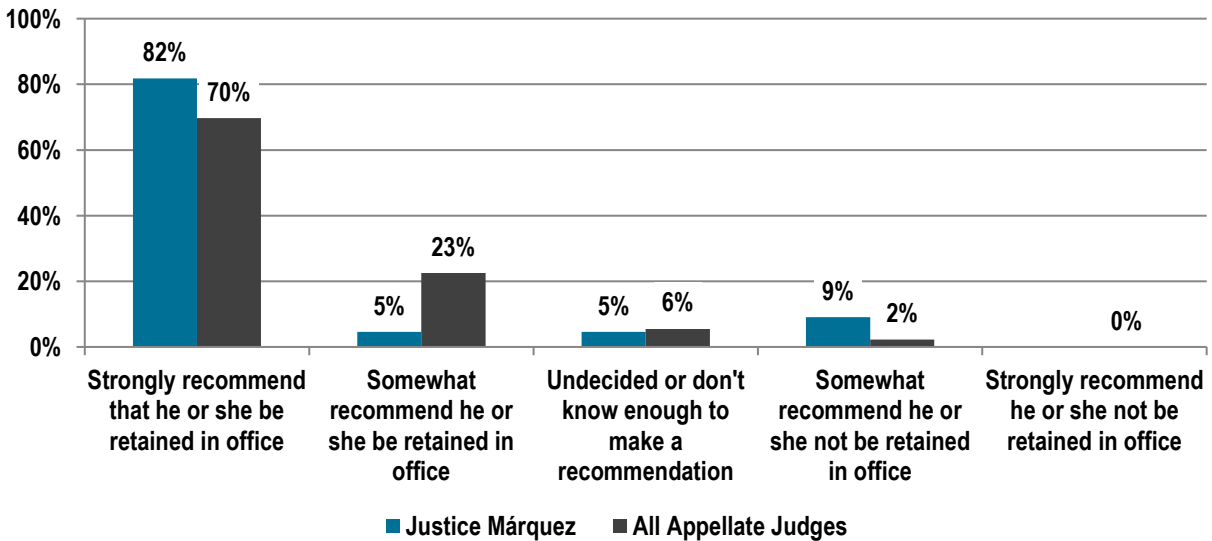
## Retention

Keeping in mind your responses to each of the previous questions, how strongly do you recommend that Justice Márquez be retained in office, or not be retained in office?

Table 8

Justice Monica M. Márquez	
Total Retain	86%
Neither	5%
Total Not Retain	9%

Figure 6

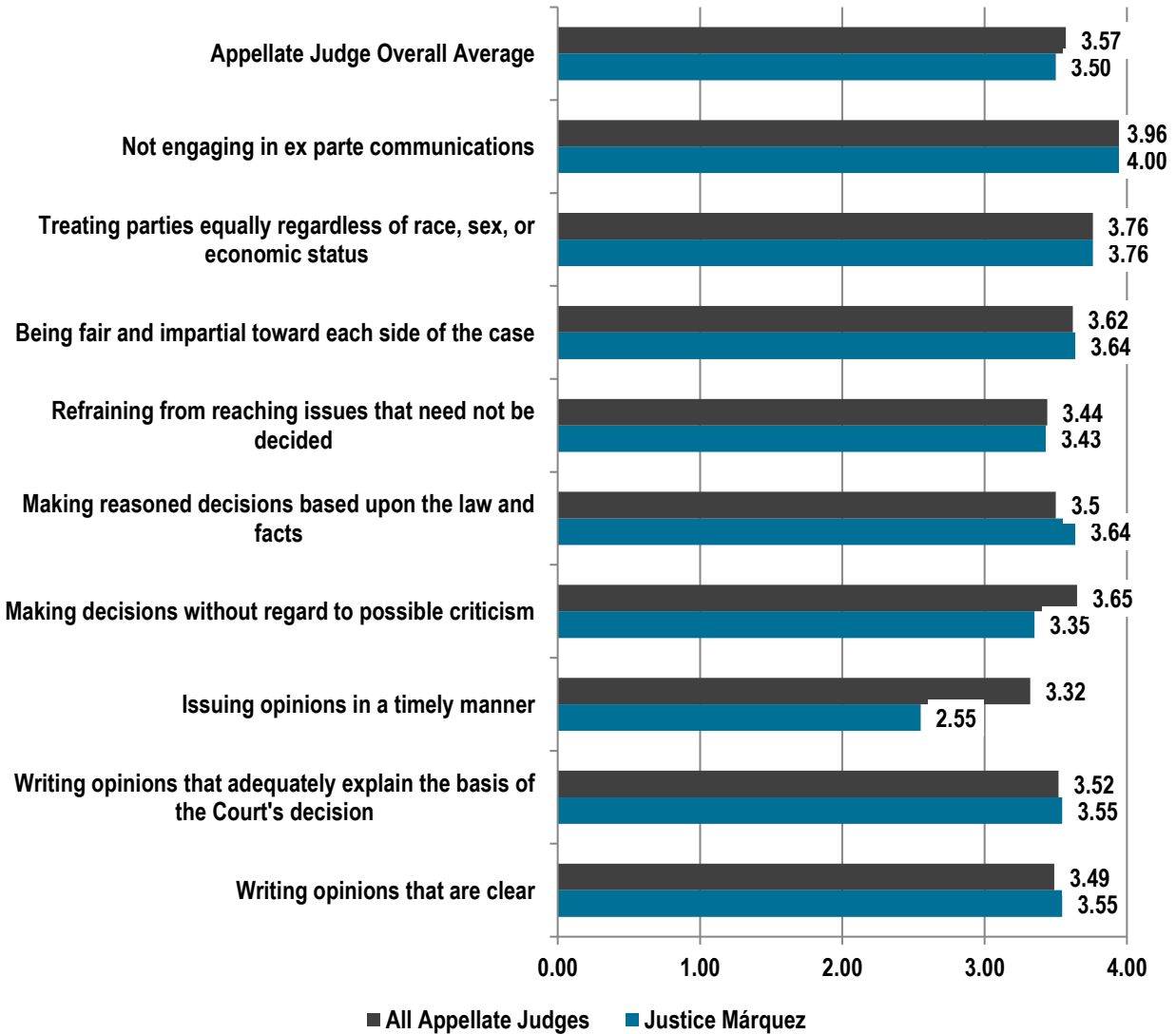




## Individual Questions

Using a grade scale, where "A" is excellent along with B, C, D, or F for fail, please grade the following appellate judges on each aspect by selecting the appropriate letter grade. If you feel that you don't have enough information about a judge to mark a specific grade, please select "No Grade".

Figure 7



**Table 9**

<b>Appellate Individual Questions</b>								
<b>Justice Monica M. Márquez</b> <b>Number of Responses: 22</b>	<b>A</b>	<b>B</b>	<b>C</b>	<b>D</b>	<b>Fail</b>	<b>DK/NA</b>	<b>Overall Average</b>	<b>All Appellate Judges</b>
Writing opinions that are clear	73%	9%	18%	--	--	--	3.55	3.49
Writing opinions that adequately explain the basis of the Court's decision	73%	9%	18%	--	--	--	3.55	3.52
Issuing opinions in a timely manner	23%	32%	18%	9%	9%	9%	2.55	3.32
Making decisions without regard to possible criticism	64%	9%	5%	14%	--	9%	3.35	3.65
Making reasoned decisions based upon the law and facts	77%	9%	14%	--	--	--	3.64	3.5
Refraining from reaching issues that need not be decided	59%	18%	18%	--	--	5%	3.43	3.44
Being fair and impartial toward each side of the case	77%	14%	5%	5%	--	--	3.64	3.62
Treating parties equally regardless of race, sex, or economic status	86%	--	5%	5%	--	5%	3.76	3.76
Not engaging in ex parte communications	77%	--	--	--	--	23%	4.00	3.96
<b>Appellate Judge Overall Average</b>							<b>3.50</b>	<b>3.57</b>