



COLORADO

**Office of Judicial
Performance Evaluation**

The Honorable Judge Christina F. Gomez
2022 Judicial Performance Survey Report
Appellate Court

Conducted by:



511 Congress Street, Suite 801
Portland, ME 04101
www.marketdecisions.com

Contents

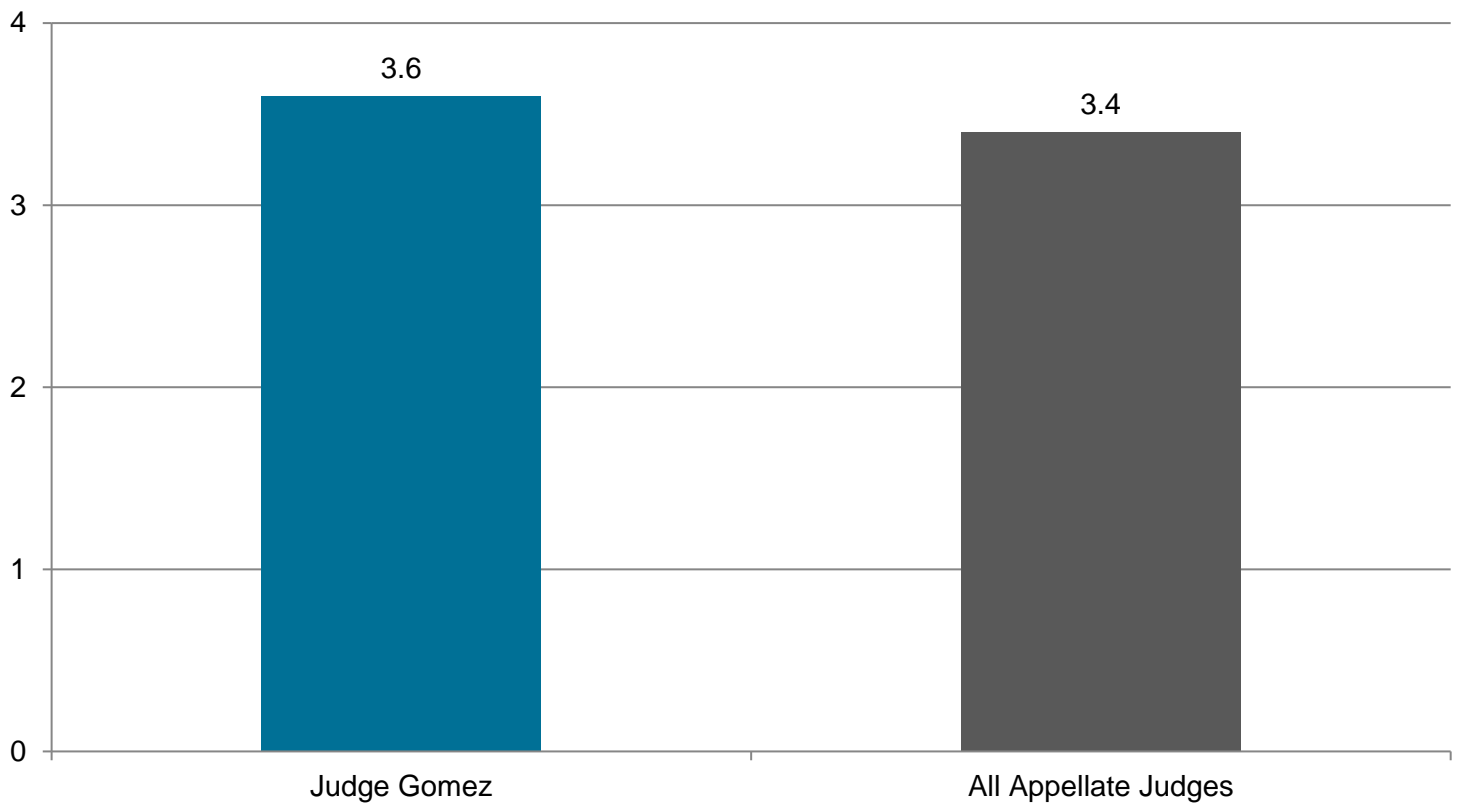
Summary of Results.....	3
Overall Score (Attorneys and Judges)	3
Performance Scores (Attorneys and Judges)	4
Individual Category Scores	5
Summary of Responses	6
Detailed Report	7
General Evaluation Questions (Attorneys)	7
Appellate Writing (Attorneys).....	8
Inter-Judge Survey Questions	9
Appendix 1. Survey Methods – Attorney.....	10
Methodology and How to Read Results	10
Appendix 2. Survey Methodology - Appellate Judges	13
Methodology and How to Read Results	13
Appendix 3: Judge Response Counts by Type of Respondent	14

Summary of Results

For Judge Gomez, 42 individuals completed surveys with at least a single rating question answered. This report reflects these 42 responses.

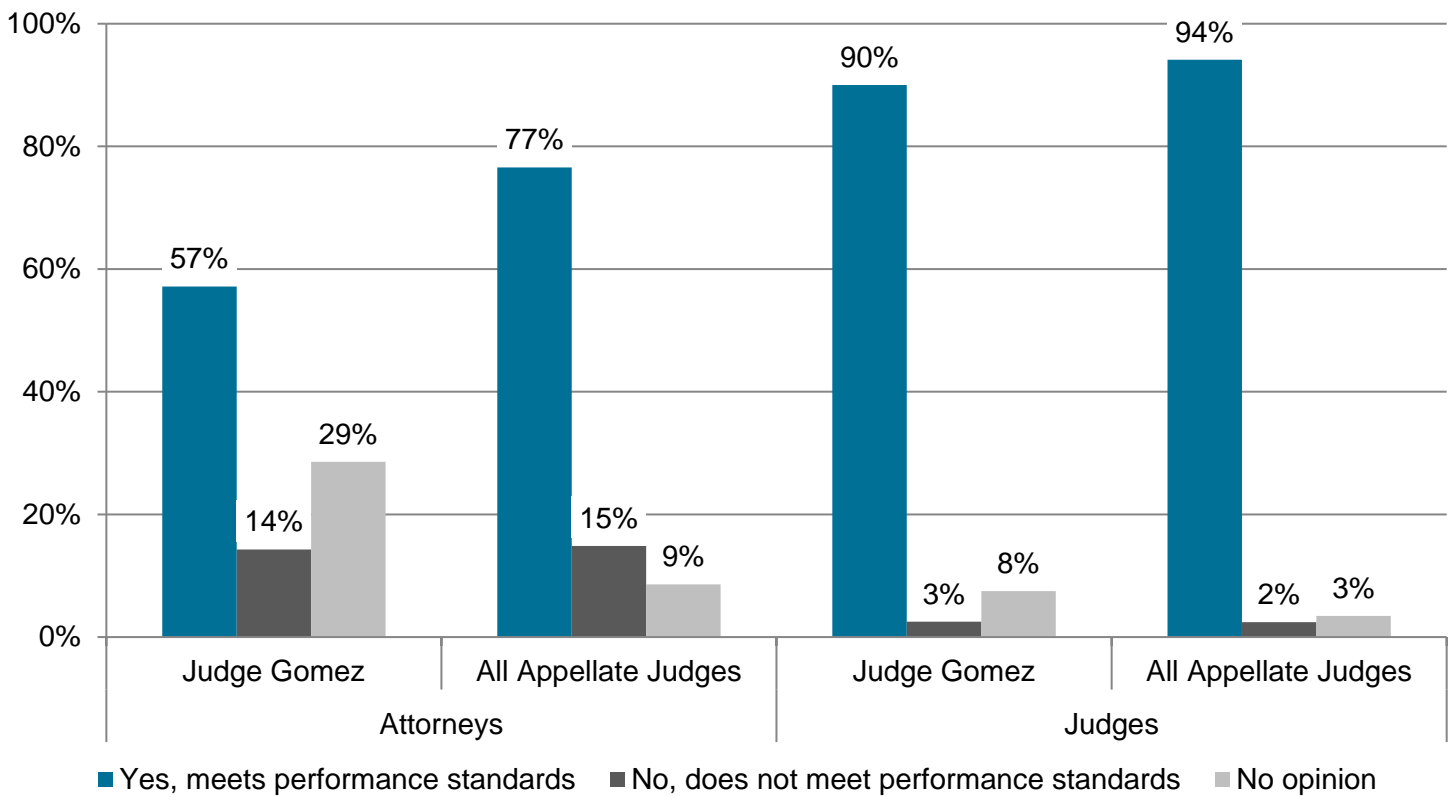
Respondents rated judges on various questions using an A to F scale, in which the grades were then converted to the following numerical scores: A= 4, B=3, C=2, D=1 and Fail=0. An average score of 4.0 is the highest possible score and a 0.0 is the lowest possible score.

Overall Score (Attorneys and Judges)



	Judge Gomez	All Appellate Judges
Overall Grade	3.6	3.4

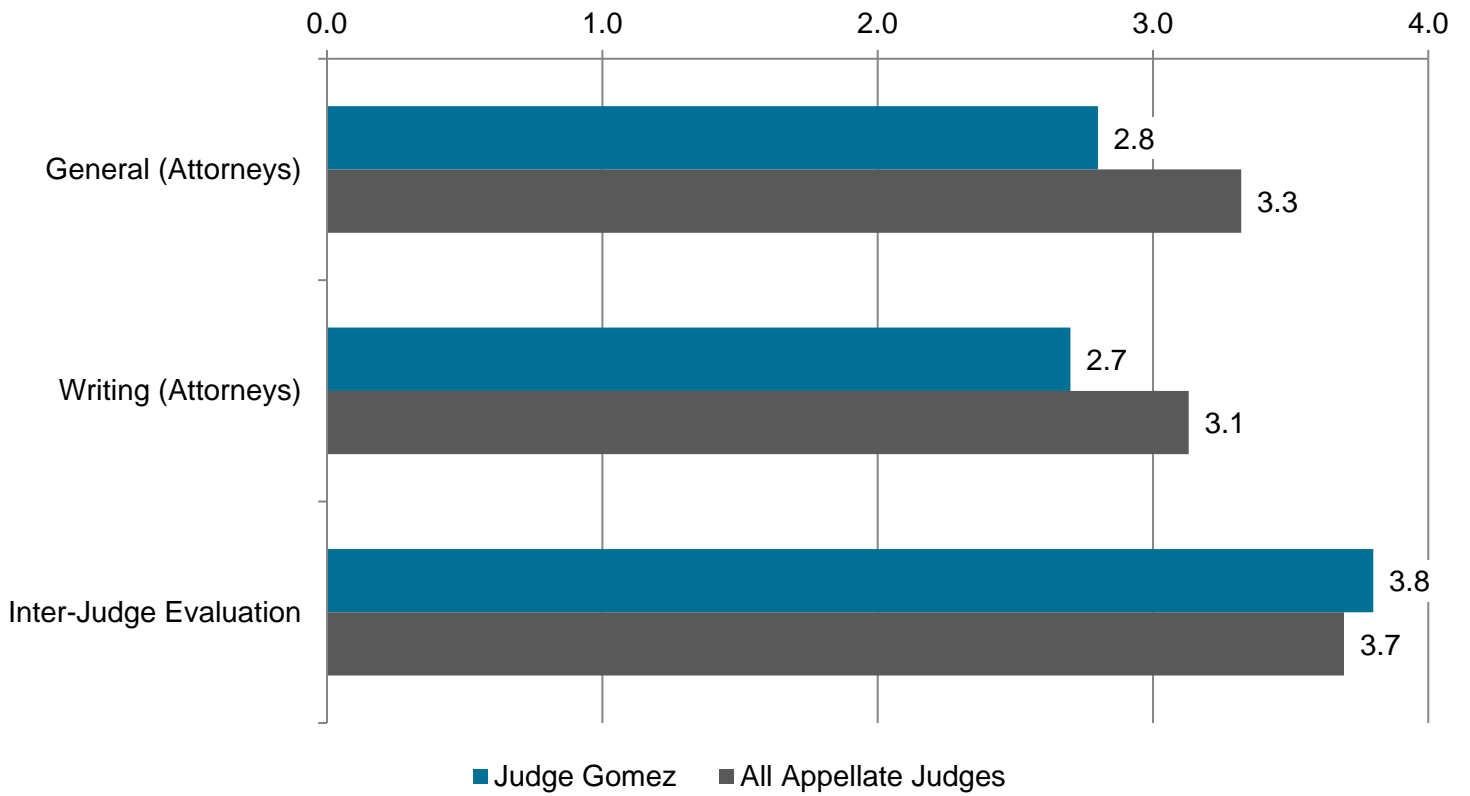
Performance Scores (Attorneys and Judges)



	Attorneys		Judges	
	Judge Gomez	All Appellate Judges	Judge Gomez	All Appellate Judges
Yes, meets performance standards	57%	77%	90%	94%
No, does not meet performance standards	14%	15%	3%	2%
No opinion	29%	9%	8%	3%

Note: All percentages in this report are rounded to the nearest percentage point.

Individual Category Scores



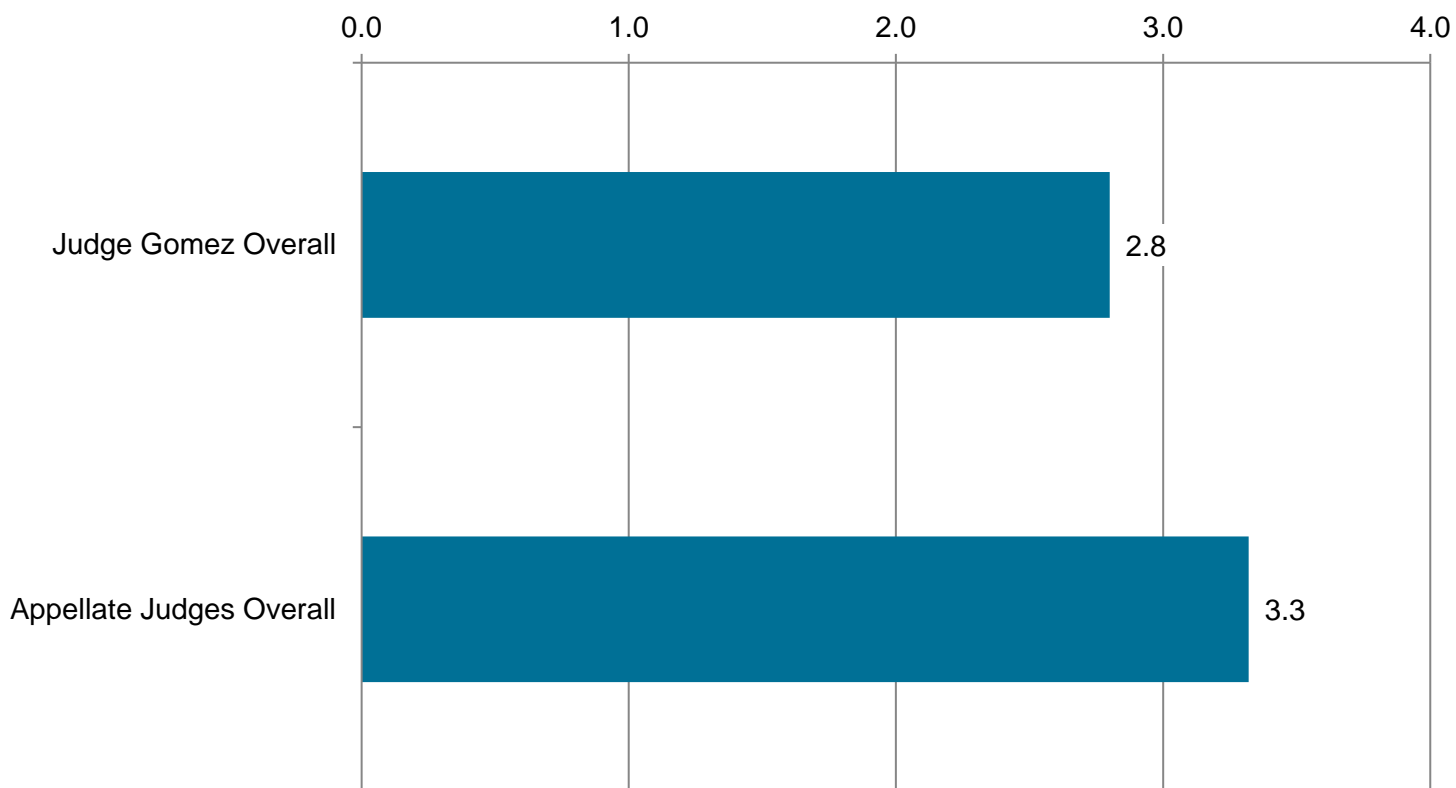
	Judge Gomez	All Appellate Judges
General (Attorneys)	2.8	3.3
Writing (Attorneys)	2.7	3.1
Inter-Judge Evaluation	3.8	3.7

Summary of Responses

Group	Responses	Response Rate	Percent with Sufficient Knowledge	Number with Sufficient Knowledge
Attorneys	69	16%	12%	8
Judges	34	13%	-	34

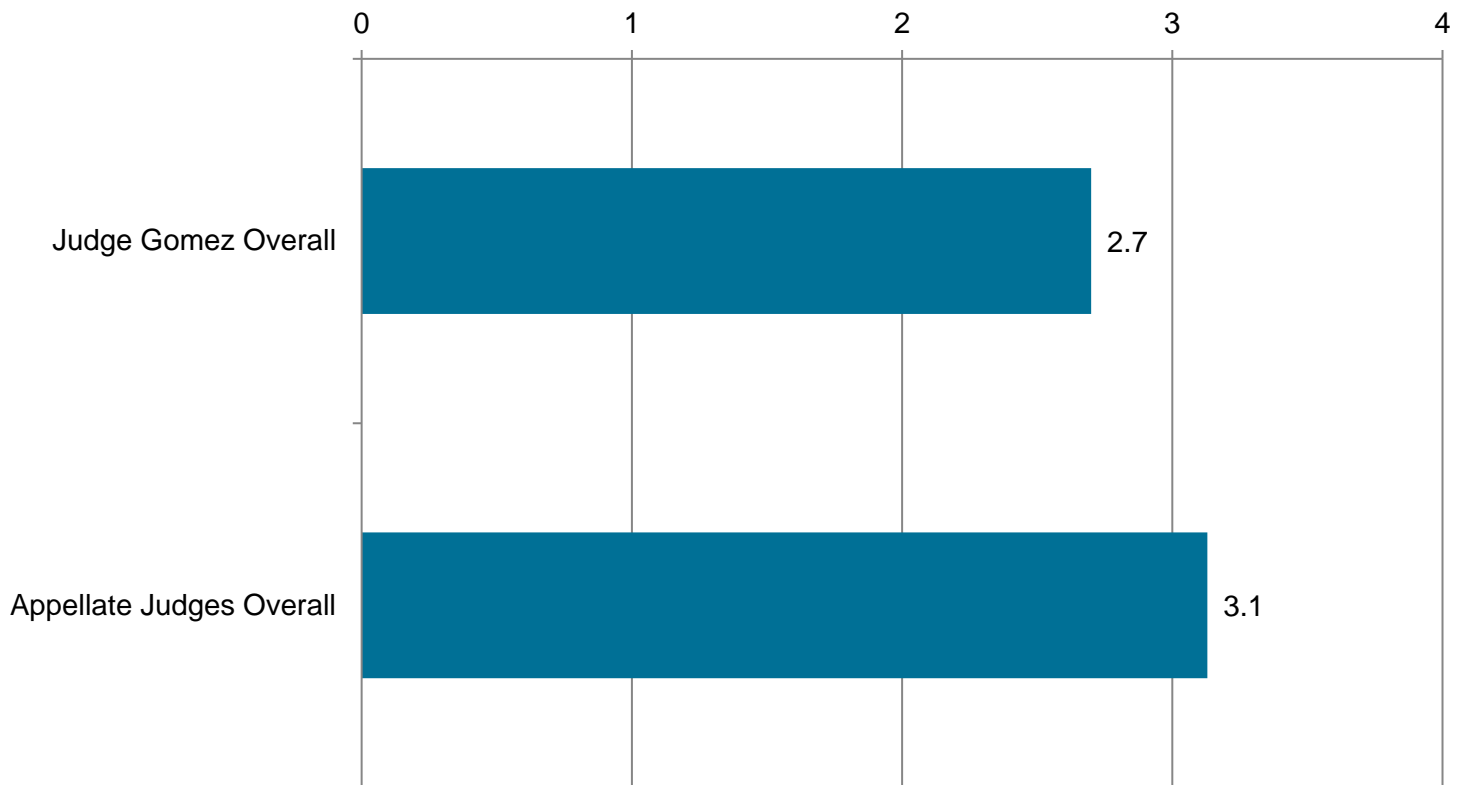
Detailed Report

General Evaluation Questions (Attorneys)



	Judge Gomez Overall	Appellate Judges Overall	Number of Responses
Being fair and impartial toward each side of the case	3.0	3.2	7
Allowing parties to present their arguments and answer questions	2.8	3.3	6
Treating parties equally regardless of race, sex, or economic status	2.8	3.4	8
Being courteous toward attorneys	3.0	3.4	6
Not engaging in ex parte communications	3.0	3.7	6
Being prepared for oral argument	2.4	3.4	5

Appellate Writing (Attorneys)



	Judge Gomez Overall	Appellate Judges Overall	Number of Responses
Writing opinions that are clear	2.7	3.2	7
Writing opinions that adequately explain the basis of the Court's decision	2.6	3.1	7
Issuing opinions in a timely manner	2.9	3.3	7
Making decisions without regard to possible criticism	3	3.2	5
Making reasoned decisions based upon the law and facts	2.6	2.9	7
Refraining from reaching issues that need not be decided	2.9	3.1	7

Inter-Judge Survey Questions



	Judge Gomez Overall	Appellate Judges Overall	Number of Responses
Writing opinions that are clear	3.8	3.7	32
Writing opinions that adequately explain the basis of the Court's decision	3.8	3.7	32
Issuing opinions in a timely manner	3.8	3.8	29
Making decisions without regard to possible criticism	3.7	3.7	30
Making reasoned decisions based upon the law and facts	3.8	3.6	32
Refraining from reaching issues that need not be decided	3.8	3.6	32
Being fair and impartial toward each side of the case	3.8	3.7	32
Treating parties equally regardless of race, sex, or economic status	3.9	3.8	31

Appendix 1. Survey Methods – Attorney

Methodology and How to Read Results

For Judge Gomez, 42 individuals completed surveys with at least a single rating question answered. This report reflects these 42 responses. The survey results are divided into eight sections: Case Management, Application and Knowledge of Law, Communications, Demeanor, Diligence, Fairness, Strengths, and Weaknesses.

a. Response rates

Attorneys

During the administration, a total of 89,078 survey invitations were sent to 10,845 attorneys inviting them to evaluate judges and justices receiving reports in 2022. On average, each attorney was asked to evaluate 8.2 judges. In total 9,005 surveys were completed with an additional 9,895 responses where the attorney indicated that they did not have enough experience with the judge to be comfortable evaluating him or her. The response rate for the survey was 10% and the survey completion rate (the number of those familiar indicating they did not have sufficient familiarity to evaluate the judge) was 21%.

Non-attorneys

The 2022 administration expanded on contacting non-attorneys electronically. More non-attorney email addresses became available due to administrative changes in the courts. In total 86,758 non-attorneys were invited via email. Some non-attorney groups could self-select which judges they would like to evaluate. Court staff members were emailed a link that allowed them to self-select the judges wished to evaluate in their county or district. Jurors, in addition to email, could similarly self-select via publicly posted links. The public was also allowed to self-select via a separate public link.

These methods allowed us to gather more data than previous cycles, however the inclusion of self-selected evaluations makes it impossible to calculate a response rate. In total 5,463 surveys were completed with an additional 2,466 responses where the respondent indicated that they did not have enough experience with the judge to be comfortable providing an evaluation.

b. Methodology

The 2022 attorney survey was conducted in 4 cycles online beginning on June 15th, 2021. Attorneys with appearances in front of judges in each quarter were sent a series of email invitations. Invitations were emailed to attorneys with appearances during the first quarter of 2021 on June 15th, 2021. Reminders were sent on June 30th and July 9th, 2021.

This process was repeated among attorneys with appearances in the second quarter of 2021 with email invitations sent on August 23rd, 2021 and reminders was sent on September 2nd, 2021 and September 14th, 2021. Invitations were emailed to attorneys with appearances during the third quarter of 2021 on November 9th, 2021. Reminders sent on November 18th and December 2nd, 2021. The final data collection took place in January 2022. Invitations were emailed to attorneys with appearances during the 4th quarter of 2021 on January 19th, 2022. Reminders were sent on January 28th, February 2nd and 12th, 2022. Invitations were sent out on request throughout the data collection process.

Data collection for non-attorneys began on January 1st, 2021 and ran through the response deadline of February 28th, 2022. Survey invitations were sent via email to most non-attorneys in quarterly batches mirroring the process used for attorneys. Court staff members were also invited via email but using a different process.

To help reduce administrative burden, the way that court staff were invited was changed for this cycle. Rather than be invited to evaluate specific judges, staff are now brought to a screen showing list of all judges in their district our county and allowed to choose which to evaluate.

Jurors, in addition to email, were allowed to similarly self-select via publicly posted links. The general public was also allowed to self-select via a separate public link. This survey was open for the entire data collection period and data was downloaded for analysis on February 28th, 2022. During this period 942 valid responses were received. The survey remained open and any responses received after February 28th or for judges not receiving an evaluation in 2022 were held over for the 2023 evaluation cycle.

Details on the responses from each group are detailed in the table below.

Table 1: Non-Attorney completes by invitation method

Invitation Method	Invites Sent	Completes	Response Rate
Non-attorney email	90,845	6,068	7%
Court Staff Email Invite (Self-select)	3,471	1,861	N/A
Citizen Feedback	Unknown	220	N/A
Juror Survey	Unknown	938	N/A

c. Questions

In the core of the survey, attorneys evaluated district and county judges on 17 aspects of judicial performance and appellate judges on 12 aspects of judicial performance using a grade scale of A, B, C, D, or F. These aspects were grouped by topic into different categories, five for district and county judges and two for appellate judges. The district and county categories were: Case Management, Application and Knowledge of Law, Communications, Demeanor, Diligence and fairness. Questions regarding appellate judges were divided into two categories, one for general questions and one specific to their writing (only asked of those who indicated they had experience with the judge or justice’s written opinions).

In a final question, respondents were asked if they thought whether the judge met judicial performance standards

The question wording for the core of the survey was carried over from the 2021 administration. The questions were originally developed in 1998 to meet the criteria outlined in statute 13-5.5-101 et seq.

Non-attorney respondents evaluated judges on 23 aspects of judicial performance using the same grade scale of A, B, C, D, or Fail. In a final question, respondents were asked if they thought whether the judge met judicial performance standards. The overall structure of the survey was similar to the attorney survey, but the individual rating questions were tailored to aspects that could be rated by those without specific legal experience.

d. Analysis and Reporting

Letter grades were converted to a numerical score where A = 4, B = 3, C = 2, D = 1 and Fail = 0 for analysis. The results include an overall grade, a grade for each category, as well as a grade for each question. The overall score is calculated by averaging the responses to all questions answered by the attorneys. This score will have the same numerical range as the individual questions from zero to four.

Each category score is calculated by averaging the responses to all questions answered by the attorney within each category. This score will have the same zero to four numerical range as the individual questions. Similarly, an average score is calculated for each individual question with the exception of the final question on meeting performance standards.

The overall average and category scores will be reported for each judge along with the average scores for the judge’s peers. The average score (with the exception noted above) will also be reported for each question along

with the peer group score. In addition, the report will include the distribution of responses for each question, i.e. the percentage of attorneys that assigned a rating of A, B, C, D, and F. The distribution of responses is also reported for the question on retention.

e. Comments

At the end of each group of questions respondents had the option of leaving comments about the judge's performance in that area. By statute, these comments are confidential and only provided to the judge and the District Commission on Judicial Performance. They are not released to the public when the rest of the report is released.

Appendix 2. Survey Methodology - Appellate Judges

Methodology and How to Read Results

a. Response rates

This portion of data collection consisted of two parts. The first involved district judges being invited to evaluate the appellate judges and justices receiving retention reports in 2021. All 217 district judges were invited via email to evaluate each of the 8 Supreme Court justices and Court of Appeals judges receiving retention reports.

The second phase of data collection was the inter-appellate evaluation where appellate judges and justices were invited to evaluate their peers receiving reports in 2021. Appellate judges and justices were invited to evaluate their peers receiving reports with the exception that no judge was invited to evaluate themselves for a total of 39 survey invitations sent.

b. Methodology

The evaluation of appellate judges and justices by district judges was conducted online using the Voxco research suite. Invitations were sent to district judges via email on January 21st, 2022 and a reminder was sent on February 9th. The survey was closed and data was downloaded on February 28th, 2022.

The inter-appellate evaluation was also conducted online using the Voxco research suite. A single email invitation was sent on February 6th, 2022 and a reminder was sent on February 11th. The survey was closed and data was downloaded on February 28th, 2022.

c. Questions

In the core of the survey, appellate judges were rated on 8 aspects of judicial performance using a grade scale of A, B, C, D, or F. In a final question, respondents were asked if they thought whether the judge met judicial performance standards.

The question wording for the core of the survey was carried over from the 2019 administration. The questions were originally developed in 1998 to meet the criteria outlined in statute 13-5.5-101 et seq.

d. Analysis and Reporting

Letter grades were then converted to a numerical score where A = 4, B = 3, C = 2, D = 1 and Fail = 0 for analysis. The overall score is calculated by averaging the responses to all questions answered. This score will have the same numerical range as the individual questions from zero to four.

The overall average will be reported for each judge along with the average scores for the judge's peers. In addition, the report will include the distribution of responses for each question. That is, the percentage of respondents that assigned a rating of A, B, C, D, and F.

e. Comments

Respondents were given the option to leave supporting comments in a box next to where they graded each judge. By statute, these comments are confidential and only provided to the judge and the District Commission on Judicial Performance. They are not released to the public when the rest of the report is released.

Appendix 3: Judge Response Counts by Type of Respondent

Respondent Type	Total Sent	Number of Responses	Undeliverable/ Not Applicable	Completes*	Cooperation Rate
Attorney	440	69	0	8	12%
Judges	256	34	0	34	-

*Completed surveys include respondents who said that they had sufficient experience to evaluate the judge.