



COLORADO

**Office of Judicial
Performance Evaluation**

The Honorable Judge Stephanie Dunn
2023 Judicial Performance Survey Report
Appellate Court

Conducted by:



511 Congress Street, Suite 801
Portland, ME 04101
www.marketdecisions.com

Contents

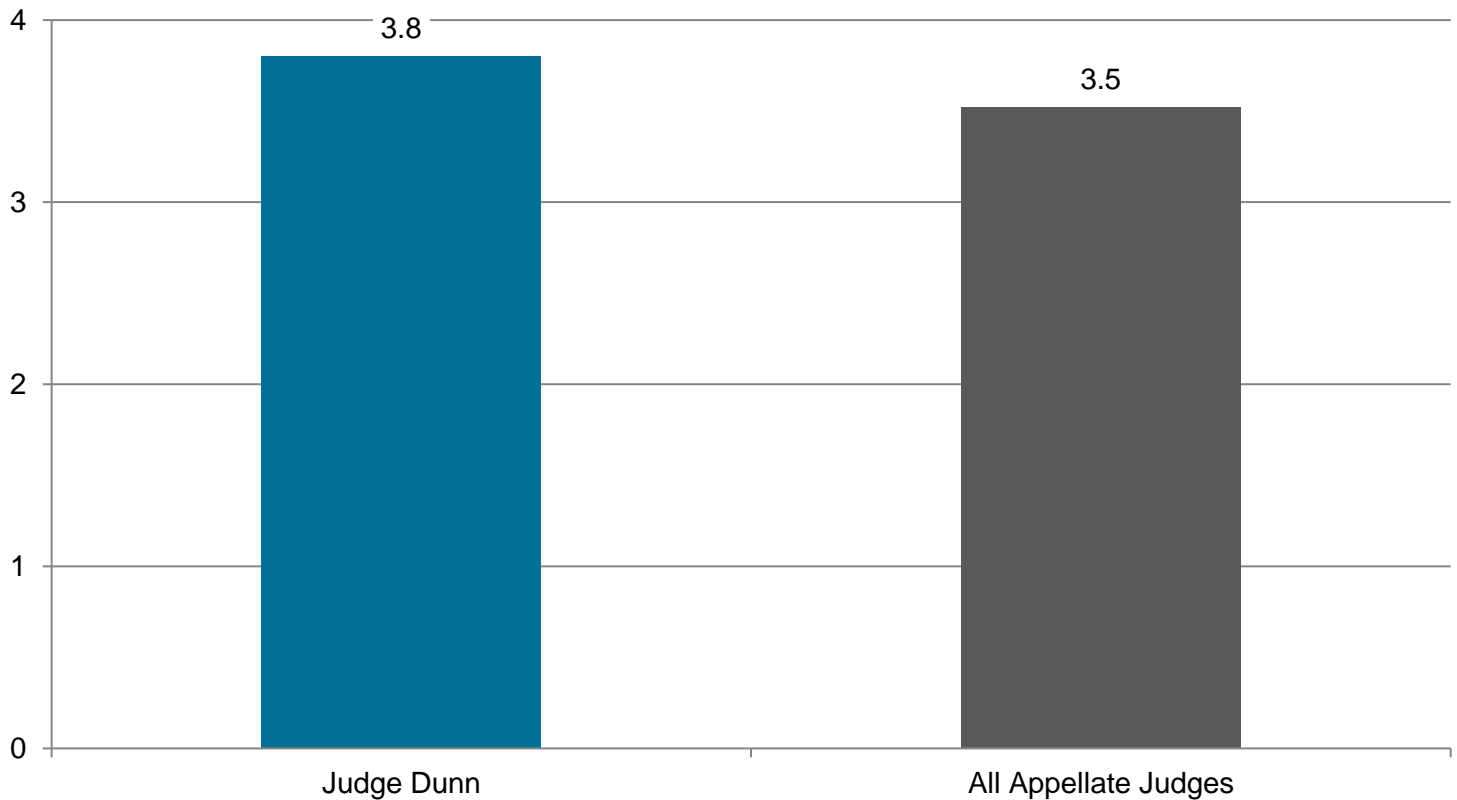
Summary of Results.....	3
Overall Score (Attorneys and Judges)	3
Performance Scores (Attorneys and Judges)	4
Individual Category Scores.....	5
Summary of Responses	6
Detailed Report.....	7
General Evaluation Questions (Attorneys).....	7
Appellate Writing (Attorneys)	8
Inter-Judge Survey Questions	9
Appendix 1. Survey Methods – Attorney	10
Methodology and How to Read Results.....	10
Appendix 2. Survey Methodology - Appellate Judges.....	13
Methodology and How to Read Results.....	13
Appendix 3: Judge Response Counts by Type of Respondent.....	14

Summary of Results

For Judge Dunn, 40 attorneys and judges completed surveys with at least a single rating question answered. This report reflects these 40 responses.

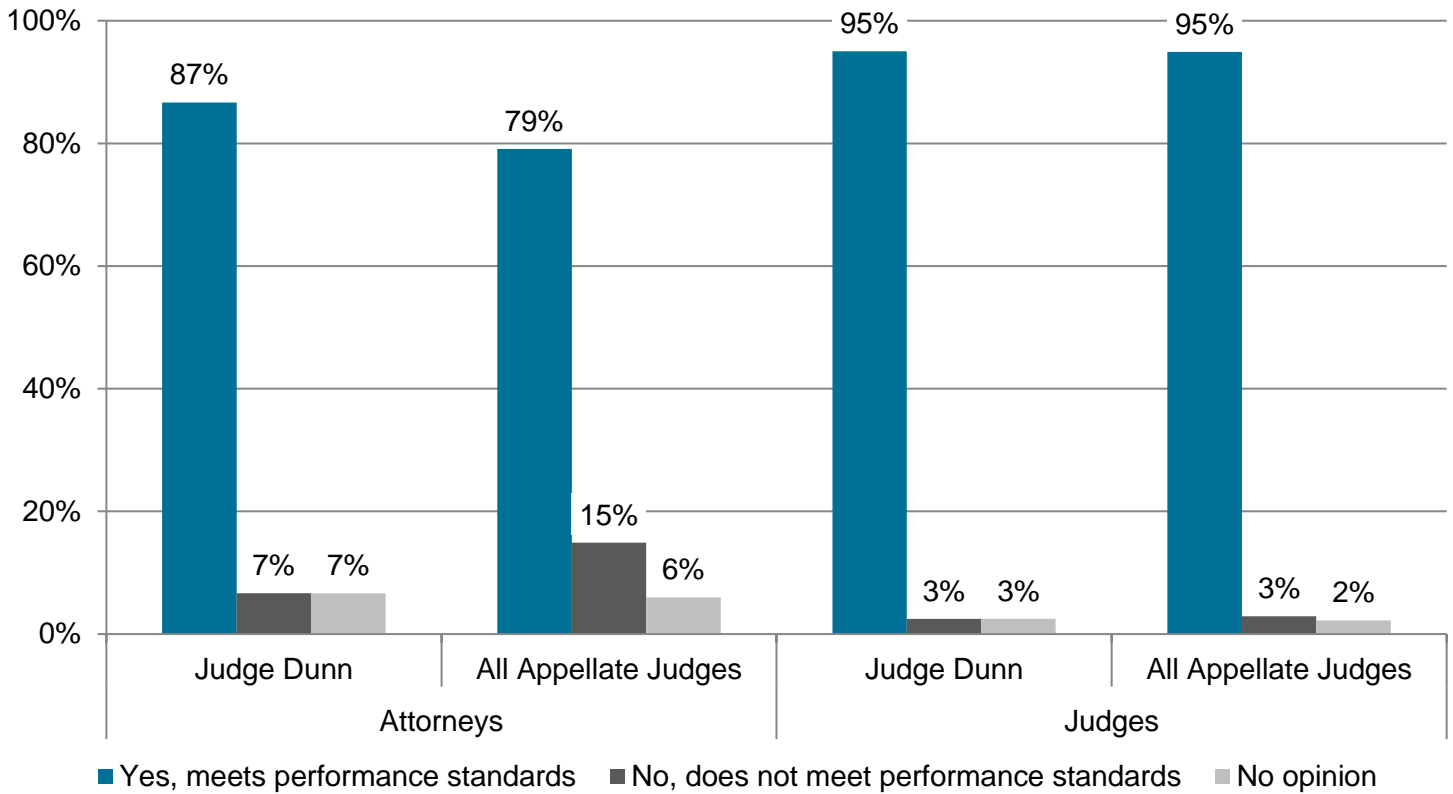
Respondents rated judges on various questions using an A to F scale, in which the grades were then converted to the following numerical scores: A= 4, B=3, C=2, D=1 and Fail=0. An average score of 4.0 is the highest possible score and a 0.0 is the lowest possible score.

Overall Score (Attorneys and Judges)



	Judge Dunn	All Appellate Judges
Overall Grade	3.8	3.5

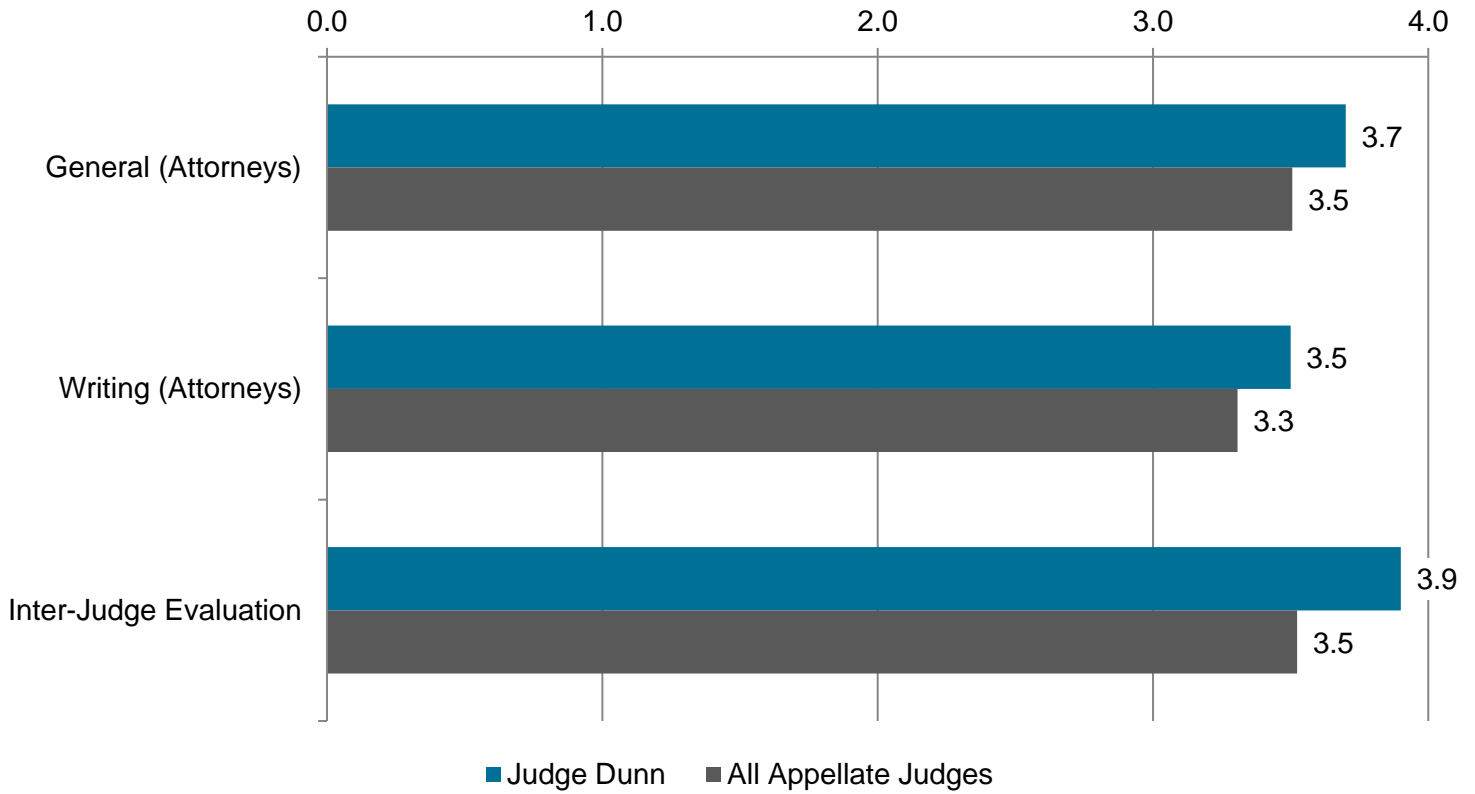
Performance Scores (Attorneys and Judges)



	Attorneys		Judges	
	Judge Dunn	All Appellate Judges	Judge Dunn	All Appellate Judges
Yes, meets performance standards	87%	79%	95%	95%
No, does not meet performance standards	7%	15%	3%	3%
No opinion	7%	6%	3%	2%

Note: All percentages in this report are rounded to the nearest percentage point.

Individual Category Scores



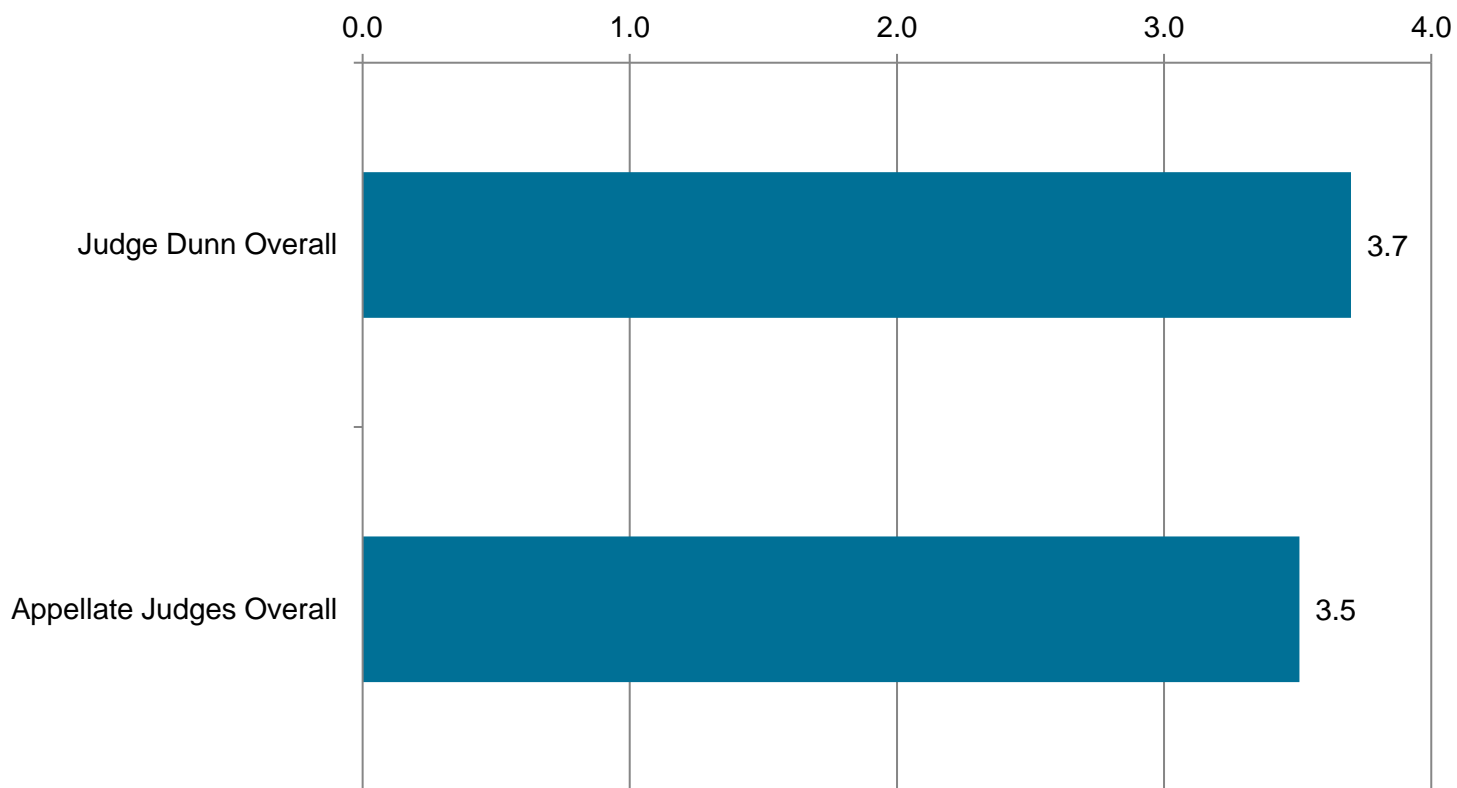
	Judge Dunn	All Appellate Judges
General (Attorneys)	3.7	3.5
Writing (Attorneys)	3.5	3.3
Inter-Judge Evaluation	3.9	3.5

Summary of Responses

Group	Responses	Response Rate	Percent with Sufficient Knowledge	Number with Sufficient Knowledge
Attorneys	96	26%	16%	15
Judges	25	9%	-	25

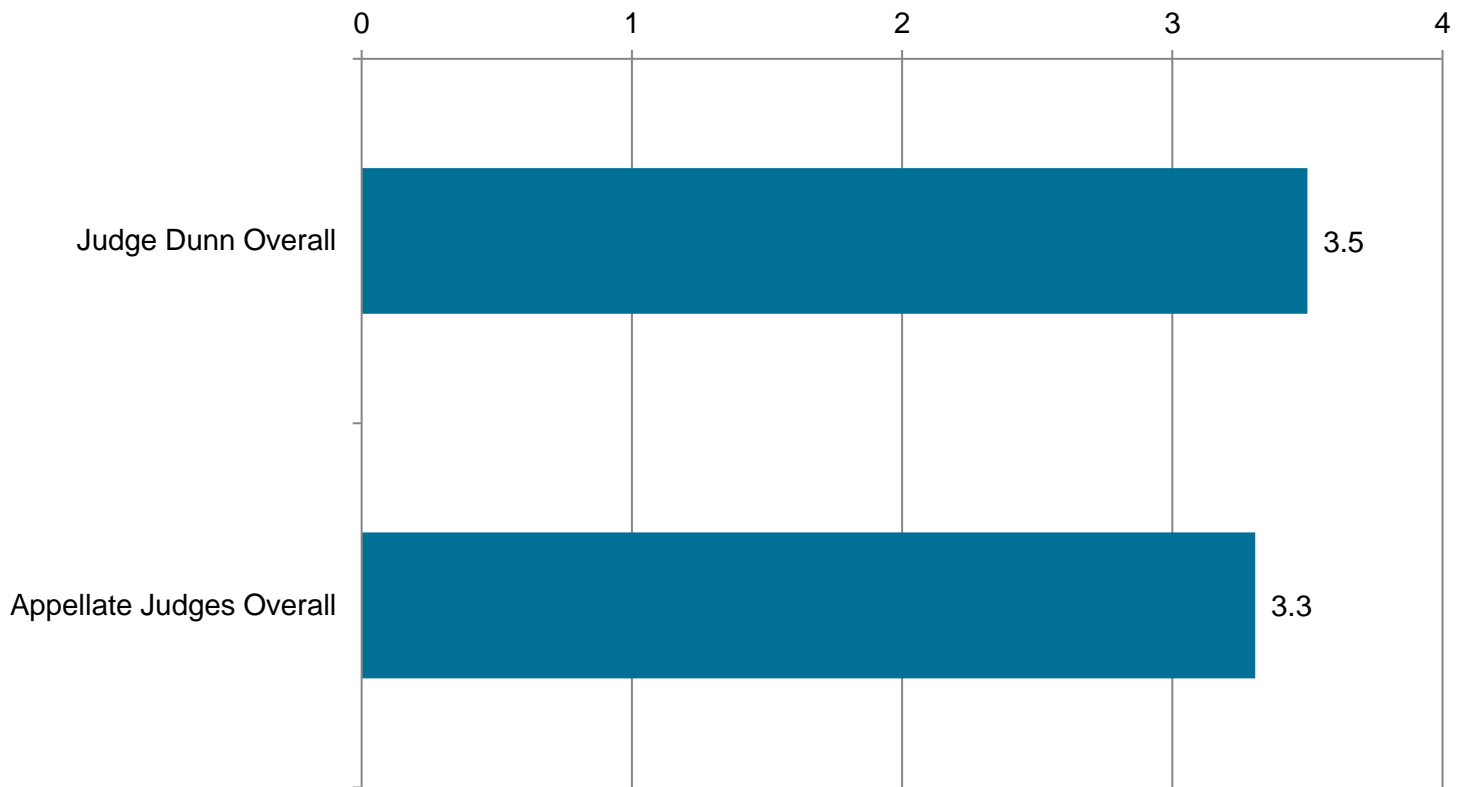
Detailed Report

General Evaluation Questions (Attorneys)




	Judge Dunn Overall	Appellate Judges Overall	Number of Responses
Being fair and impartial toward each side of the case	3.7	3.4	15
Allowing parties to present their arguments and answer questions	3.7	3.5	15
Treating parties equally regardless of race, sex, or economic status	3.7	3.6	12
Being courteous toward attorneys	3.7	3.5	15
Not engaging in ex parte communications	4.0	3.9	11
Being prepared for oral argument	3.8	3.6	15

Appellate Writing (Attorneys)



	Judge Dunn Overall	Appellate Judges Overall	Number of Responses
Writing opinions that are clear	3.5	3.4	11
Writing opinions that adequately explain the basis of the Court's decision	3.5	3.3	11
Issuing opinions in a timely manner	3.6	3.5	15
Making decisions without regard to possible criticism	3.5	3.5	12
Making reasoned decisions based upon the law and facts	3.3	3.1	15
Refraining from reaching issues that need not be decided	3.6	3.3	14

Inter-Judge Survey Questions



	Judge Dunn Overall	Appellate Judges Overall	Number of Responses
Writing opinions that are clear	3.9	3.6	25
Writing opinions that adequately explain the basis of the Court's decision	3.8	3.6	25
Issuing opinions in a timely manner	3.9	3.7	22
Making decisions without regard to possible criticism	4	3.7	23
Making reasoned decisions based upon the law and facts	3.9	3.6	25
Refraining from reaching issues that need not be decided	4	3.6	23
Being fair and impartial toward each side of the case	3.9	3.8	22
Treating parties equally regardless of race, sex, or economic status	3.9	3.8	21

Appendix 1. Survey Methods – Attorney

Methodology and How to Read Results

For Judge Dunn, 40 individuals completed surveys with at least a single rating question answered. This report reflects these 40 responses. The survey results are divided into eight sections: Case Management, Application and Knowledge of Law, Communications, Demeanor, Diligence, Fairness, Strengths, and Weaknesses.

a. Response rates

Attorneys

During the administration, a total of 76,755 survey invitations were sent to 10,611 attorneys inviting them to evaluate judges and justices receiving reports in 2023. On average, each attorney was asked to evaluate 7 judges. In total 7,151 surveys were completed with an additional 10,495 responses where the attorney indicated that they did not have enough experience with the judge to be comfortable evaluating him or her. The response rate for the survey was 9% and the survey completion rate (the number of those familiar indicating they did not have sufficient familiarity to evaluate the judge) was 23%. In addition to email, attorney could self-select the judges to evaluate via a public link.

Non-attorneys

The 2023 administration expanded on contacting non-attorneys electronically. More non-attorney email addresses became available due to administrative changes in the courts. In total 93,819 non-attorneys were invited via email. Some non-attorney groups could self-select which judges they would like to evaluate. Court staff members were emailed a link that allowed them to self-select the judges wished to evaluate in their county or district. Jurors, in addition to email, could similarly self-select via publicly posted links. The public was also allowed to self-select via a separate public link.

These methods allowed us to gather more data than previous cycles, however the inclusion of self-selected evaluations makes it impossible to calculate a response rate. In total 5,463 surveys were completed with an additional 2,466 responses where the respondent indicated that they did not have enough experience with the judge to be comfortable providing an evaluation.

b. Methodology

The 2023 attorney survey was conducted in 4 cycles online beginning on July 21st, 2022. Attorneys with appearances in front of judges in each quarter were sent a series of email invitations. Invitations were emailed to attorneys with appearances during the first and second quarters of 2022 on July 21st, 2022. Reminders were sent on August 3rd and August 10th, 2022.

This process was repeated among attorneys with appearances in the third quarter of 2022 with email invitations sent on October 20th, 2022 and reminders was sent on November 3rd, 2022 and November 9th, 2022. The final data collection took place in January 2023. Invitations were emailed to attorneys with appearances during the 4th quarter of 2022 on January 14th, 2023. Reminders were sent on January 23th and January 28th, 2023. Invitations were sent out on request throughout the data collection process.

In addition to emails, attorneys could self-select via a public link throughout the entire data collection period and data was downloaded for analysis on February 3rd, 2023.

Data collection for non-attorneys began on January 1st, 2022 and ran through the response deadline of February 3rd, 2023. Survey invitations were sent via email to most non-attorneys in quarterly batches mirroring the process used for attorneys. Court staff members were also invited via email but using a different process.

To help reduce administrative burden, the way that court staff were invited was changed for this cycle. Rather than be invited to evaluate specific judges, staff are now brought to a screen showing list of all judges in their district our county and allowed to choose which to evaluate.

Jurors, in addition to email, were allowed to similarly self-select via publicly posted links. The general public was also allowed to self-select via a separate public link. This survey was open for the entire data collection period and data was downloaded for analysis on February 3rd, 2023. During this period 1,296 valid responses were received. The survey remained open and any responses received after February 3rd or for judges not receiving an evaluation in 2023 were held over for the 2024 evaluation cycle.

Details on the responses from each group are detailed in the table below.

Table 1: Non-Attorney completes by invitation method

Invitation Method	Invites Sent	Completes	Response Rate
Non-attorney email	93,819	5,985	6%
Court Staff Email Invite (Self-select)	3,427	1,864	N/A
Citizen Feedback	Unknown	113	N/A
Juror Survey	Unknown	1,296	N/A

c. Questions

In the core of the survey, attorneys evaluated district and county judges on 17 aspects of judicial performance and appellate judges on 12 aspects of judicial performance using a grade scale of A, B, C, D, or F. These aspects were grouped by topic into different categories, five for district and county judges and two for appellate judges. The district and county categories were: Case Management, Application and Knowledge of Law, Communications, Demeanor, Diligence and fairness. Questions regarding appellate judges were divided into two categories, one for general questions and one specific to their writing (only asked of those who indicated they had experience with the judge or justice’s written opinions).

In a final question, respondents were asked if they thought whether the judge met judicial performance standards

The question wording for the core of the survey was carried over from the 2021 administration. The questions were originally developed in 1998 to meet the criteria outlined in statute 13-5.5-101 et seq.

Non-attorney respondents evaluated judges on 23 aspects of judicial performance using the same grade scale of A, B, C, D, or Fail. In a final question, respondents were asked if they thought whether the judge met judicial performance standards. The overall structure of the survey was similar to the attorney survey, but the individual rating questions were tailored to aspects that could be rated by those without specific legal experience.

d. Analysis and Reporting

Letter grades were converted to a numerical score where A = 4, B = 3, C = 2, D = 1 and Fail = 0 for analysis. The results include an overall grade, a grade for each category, as well as a grade for each question. The overall score is calculated by averaging the responses to all questions answered by the attorneys. This score will have the same numerical range as the individual questions from zero to four.

Each category score is calculated by averaging the responses to all questions answered by the attorney within each category. This score will have the same zero to four numerical range as the individual questions. Similarly, an average score is calculated for each individual question with the exception of the final question on meeting performance standards.

The overall average and category scores will be reported for each judge along with the average scores for the judge's peers. The average score (with the exception noted above) will also be reported for each question along with the peer group score. In addition, the report will include the distribution of responses for each question, i.e. the percentage of attorneys that assigned a rating of A, B, C, D, and F. The distribution of responses is also reported for the question on retention.

e. Comments

At the end of each group of questions respondents had the option of leaving comments about the judge's performance in that area. By statute, these comments are confidential and only provided to the judge and the District Commission on Judicial Performance. They are not released to the public when the rest of the report is released.

Appendix 2. Survey Methodology - Appellate Judges

Methodology and How to Read Results

a. Response rates

This portion of data collection consisted of two parts. The first involved district judges being invited to evaluate the appellate judges and justices receiving interim reports in 2022. All 227 district judges were invited via email to evaluate each of the 37 Supreme Court justices and Court of Appeals judges receiving retention reports.

The second phase of data collection was the inter-appellate evaluation where appellate judges and justices were invited to evaluate their peers receiving reports in 2022. Appellate judges and justices were invited to evaluate their peers receiving reports with the exception that no judge was invited to evaluate themselves for a total of 37 survey invitations sent.

b. Methodology

The evaluation of appellate judges and justices by district judges was conducted online using the Voxco research suite. Invitations were sent to district judges via email on January 12th, 2023 and a reminder was sent on January 20th. The survey was closed and data was downloaded on February 3rd, 2023.

The inter-appellate evaluation was also conducted online using the Voxco research suite. A single email invitation was sent on January 16th, 2023 and a reminder was sent on January 23rd. The survey was closed and data was downloaded on February 3rd, 2023.

c. Questions

In the core of the survey, appellate judges were rated on 8 aspects of judicial performance using a grade scale of A, B, C, D, or F. In a final question, respondents were asked if they thought whether the judge met judicial performance standards.

The question wording for the core of the survey was carried over from the 2019 administration. The questions were originally developed in 1998 to meet the criteria outlined in statute 13-5.5-101 et seq.

d. Analysis and Reporting

Letter grades were then converted to a numerical score where A = 4, B = 3, C = 2, D = 1 and Fail = 0 for analysis. The overall score is calculated by averaging the responses to all questions answered. This score will have the same numerical range as the individual questions from zero to four.

The overall average will be reported for each judge along with the average scores for the judge's peers. In addition, the report will include the distribution of responses for each question. That is, the percentage of respondents that assigned a rating of A, B, C, D, and F.

e. Comments

Respondents were given the option to leave supporting comments in a box next to where they graded each judge. By statute, these comments are confidential and only provided to the judge and the District Commission on Judicial Performance. They are not released to the public when the rest of the report is released.

Appendix 3: Judge Response Counts by Type of Respondent

Respondent Type	Total Sent	Number of Responses	Undeliverable/ Not Applicable	Completes*	Cooperation Rate
Attorney	375	96	0	15	16%
Judges	264	25	0	25	-

*Completed surveys include respondents who said that they had sufficient experience to evaluate the judge.