



Commission on
Judicial Performance
2004 Judicial Performance Survey

The Honorable Robert B. Crew, Jr.

March 22, 2004

The Honorable Robert B. Crew, Jr.
County Judge, 2nd Judicial District
City & County Bldg.
1437 Bannock St., Room 108
Denver, Co. 80202



Dear Judge Crew, Jr.:

Every two years the Colorado Judicial Performance Commission conducts a survey of people who have been in the courtroom of judges who face a retention vote in the next general election. The 2004 survey was conducted by Talmey-Drake Research & Strategy, Inc., who attempted to contact over 35,000 people who had been in these courtrooms in one capacity or another. Over 10,000 people responded—3,683 to the attorney survey and 6,330 to the non-attorney survey.

This report contains the results of those who were in your courtroom and who responded to the survey. In addition to this introduction, the report is divided into four main sections:

- **Attorney Results & Comments:** This section contains graphs displaying the average grade you received overall (the combined average from questions 1a through 5e as required by the recent rule changes) , each section and each question. Following the graphs, are a series of tables showing the percentage distribution of responses to each question. Attorney respondents were also asked to comment about your performance. These comments have been transcribed, and in some instances redacted to eliminate respondent identifying information. A copy of the attorney questionnaire is at the back of this report.
- **Non-attorney Results & Comments:** Similar to the Attorney section, this portion of the report contains graphs (again including the overall average of questions 1a through 5c on the non-attorney questionnaire), the percentage distribution of responses by non-attorneys to each substantive question in the survey. The non-attorney respondents were also asked to comment about your performance. Again, these comments have been transcribed, and in some instances redacted to eliminate respondent identifying information. A copy of the non-attorney questionnaire is also at the back of this report.
- **Methodology:** The third section of the report discusses the methodology of the survey.
- **Questionnaires:** And the final section provides copies of the questionnaires that were used.

The Honorable Robert B. Crew, Jr.
March 22, 2004
Page 2



If you have any questions about the methodology and how the survey was conducted, please feel free to contact me at 303-443-5300, and for any other questions you might have about the survey please call the Director of the Colorado Judicial Performance Program, Michelle Stermer, at 303-837-3665.

Best regards,

A handwritten signature in blue ink, appearing to read 'Paul A. Talmey', enclosed within a blue triangular outline.

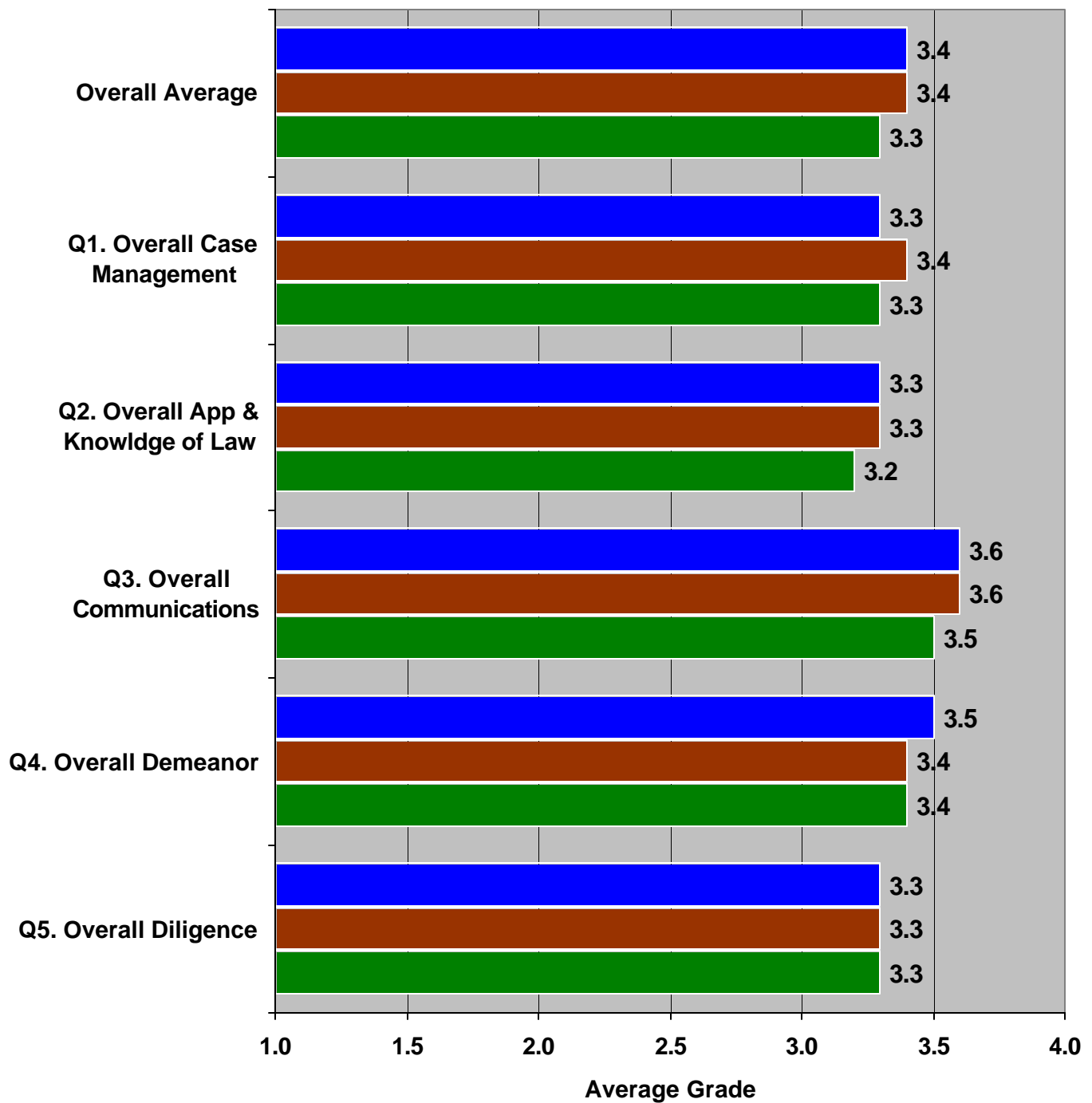
Paul A. Talmey
President

enc:

Judge Robert B. Crew, Jr.

Attorney Survey

Average Grades: Overall and by Section

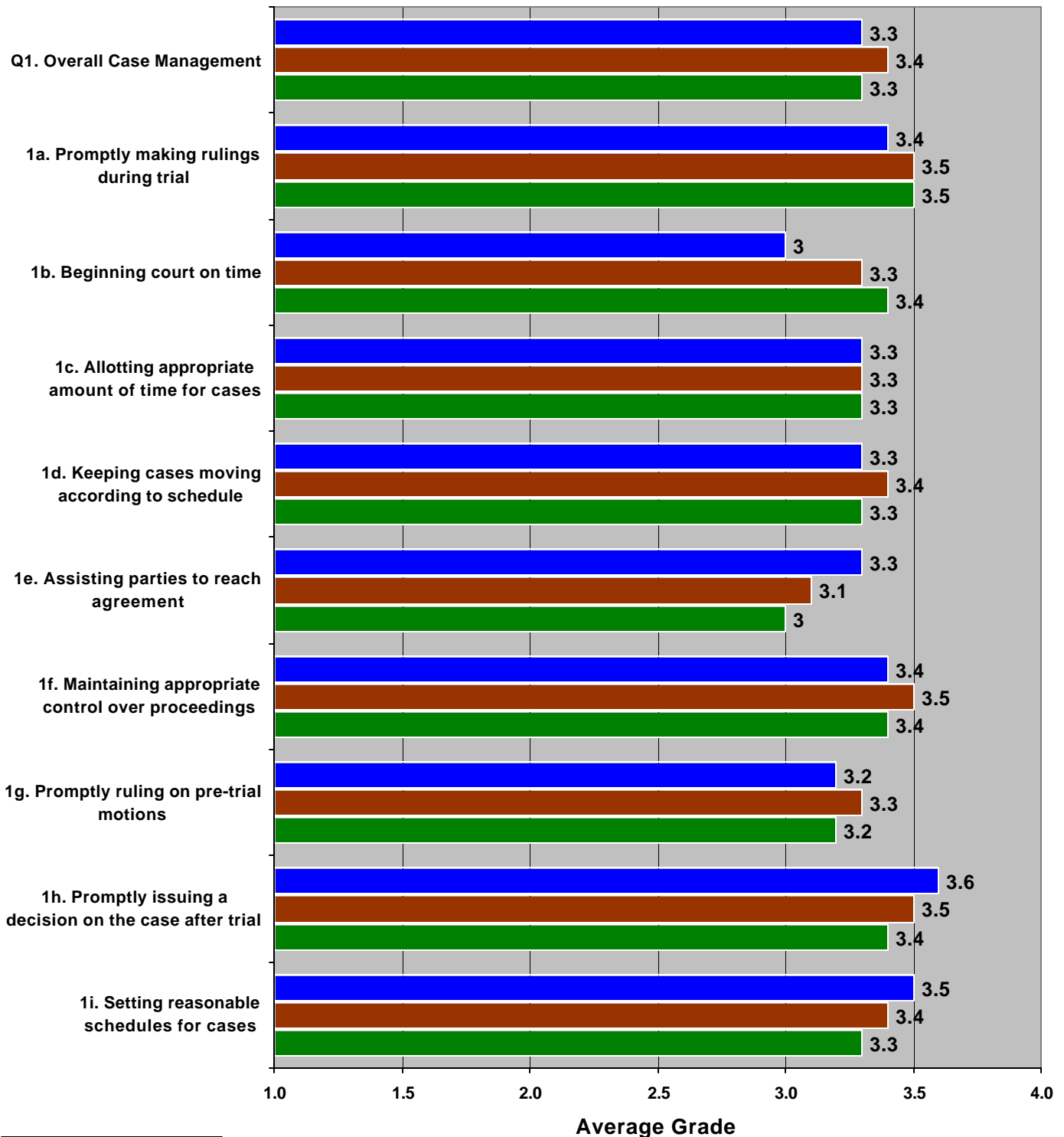


■ Robert B. Crew, Jr.
■ All County Judges
■ All Trial Judges

Judge Robert B. Crew, Jr.

Attorney Survey

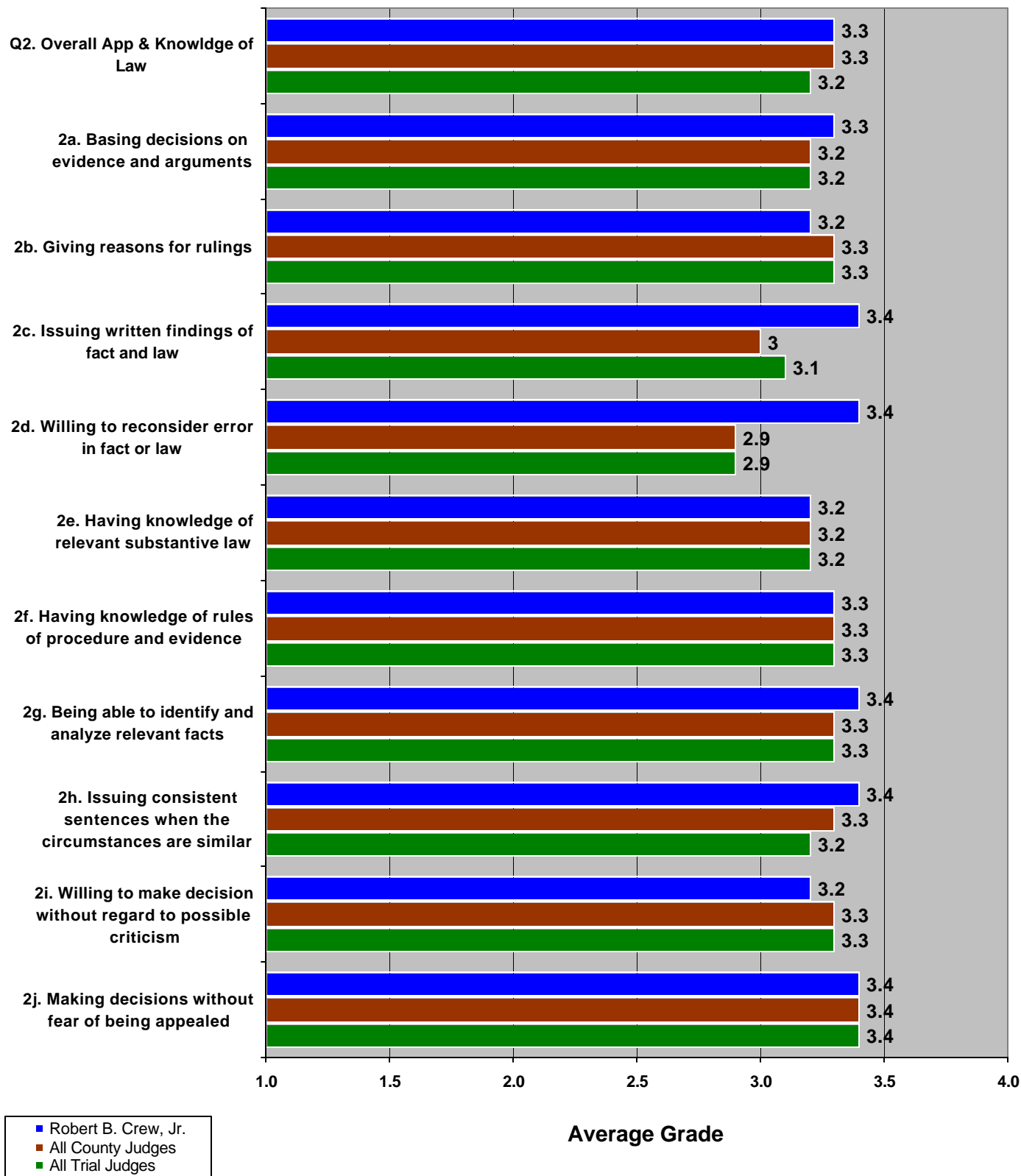
Average Grades: Case Management



Judge Robert B. Crew, Jr.

Attorney Survey

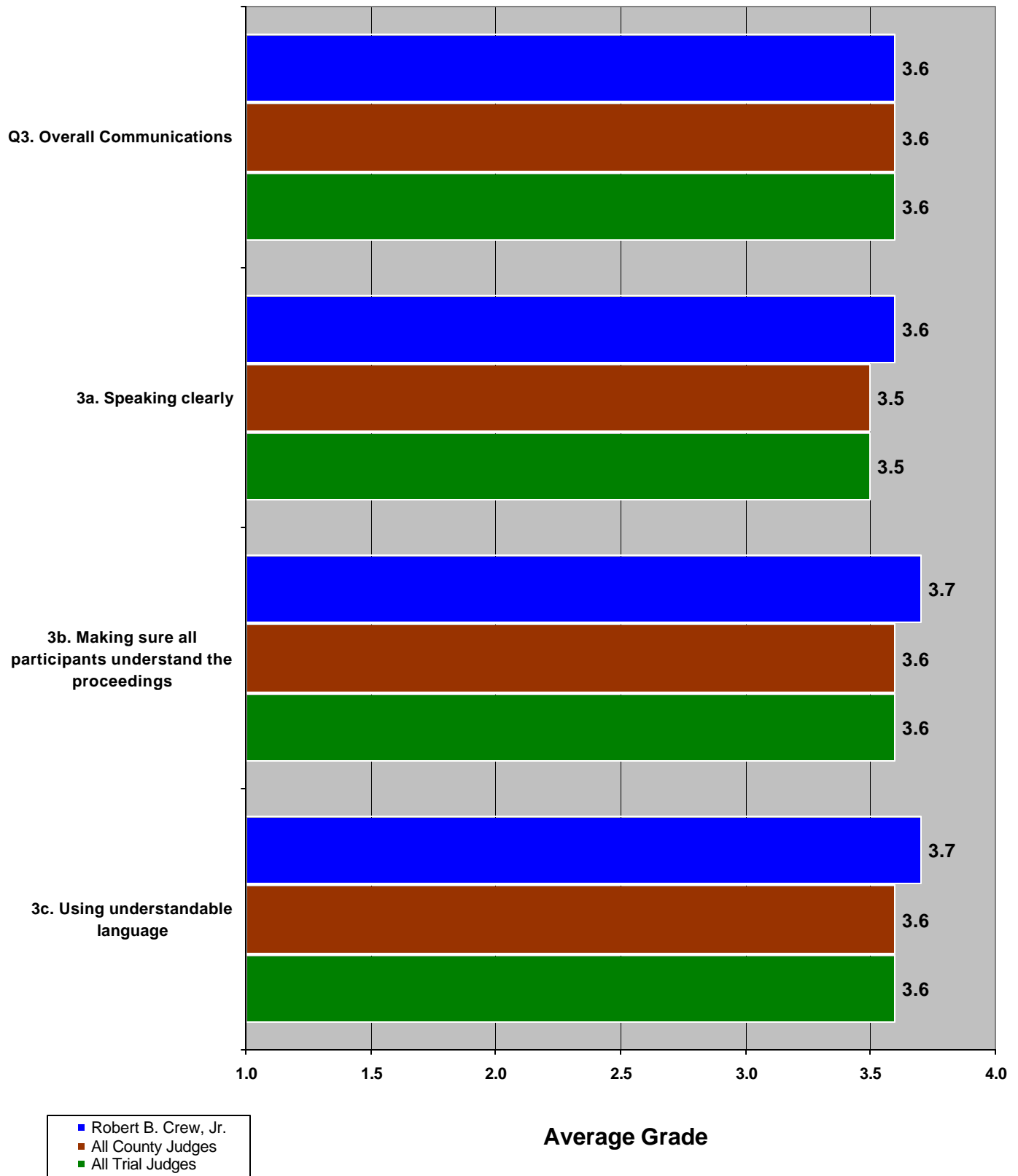
Average Grades: Application and Knowledge of Law



Judge Robert B. Crew, Jr.

Attorney Survey

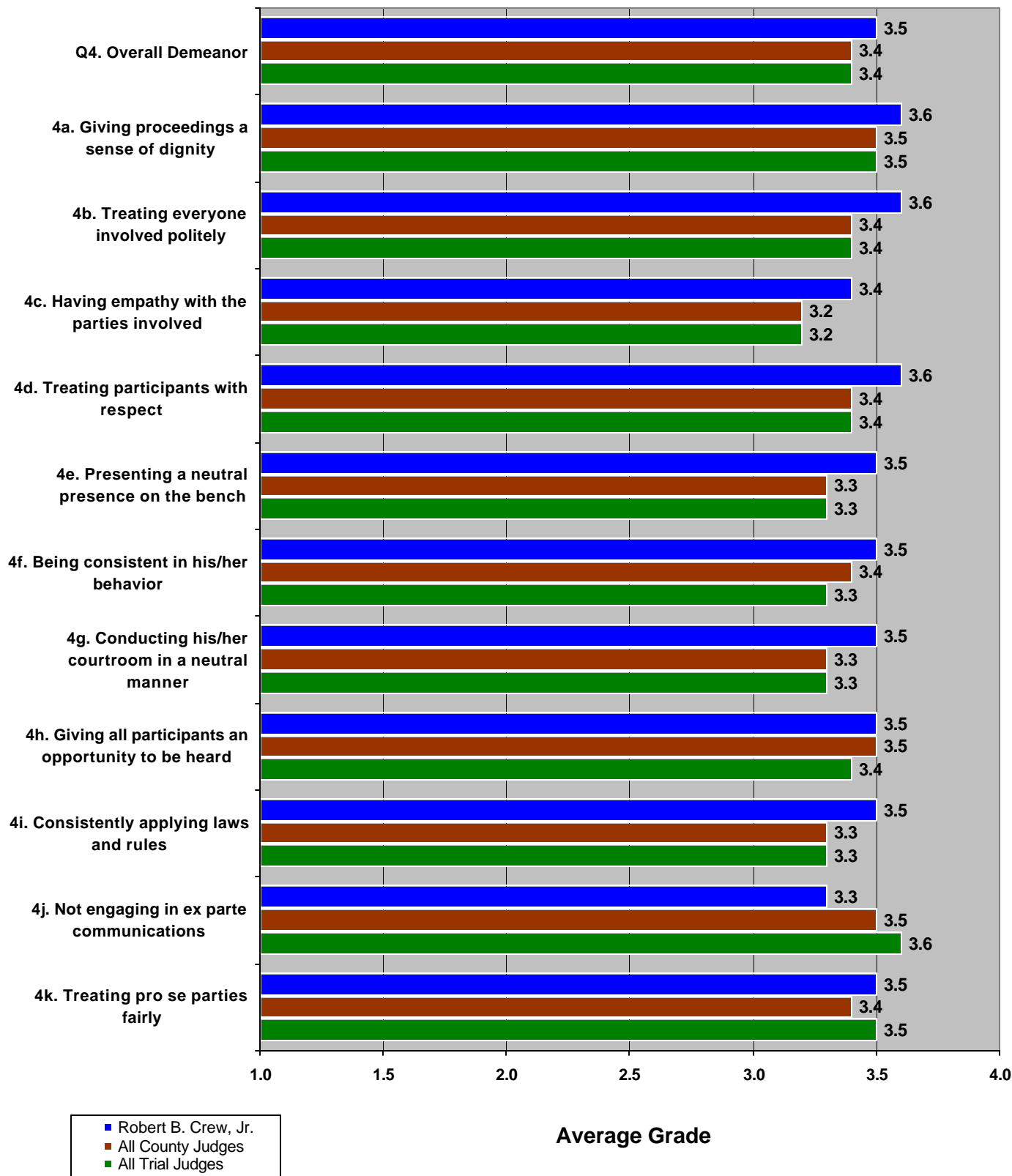
Average Grades: Communications



Judge Robert B. Crew, Jr.

Attorney Survey

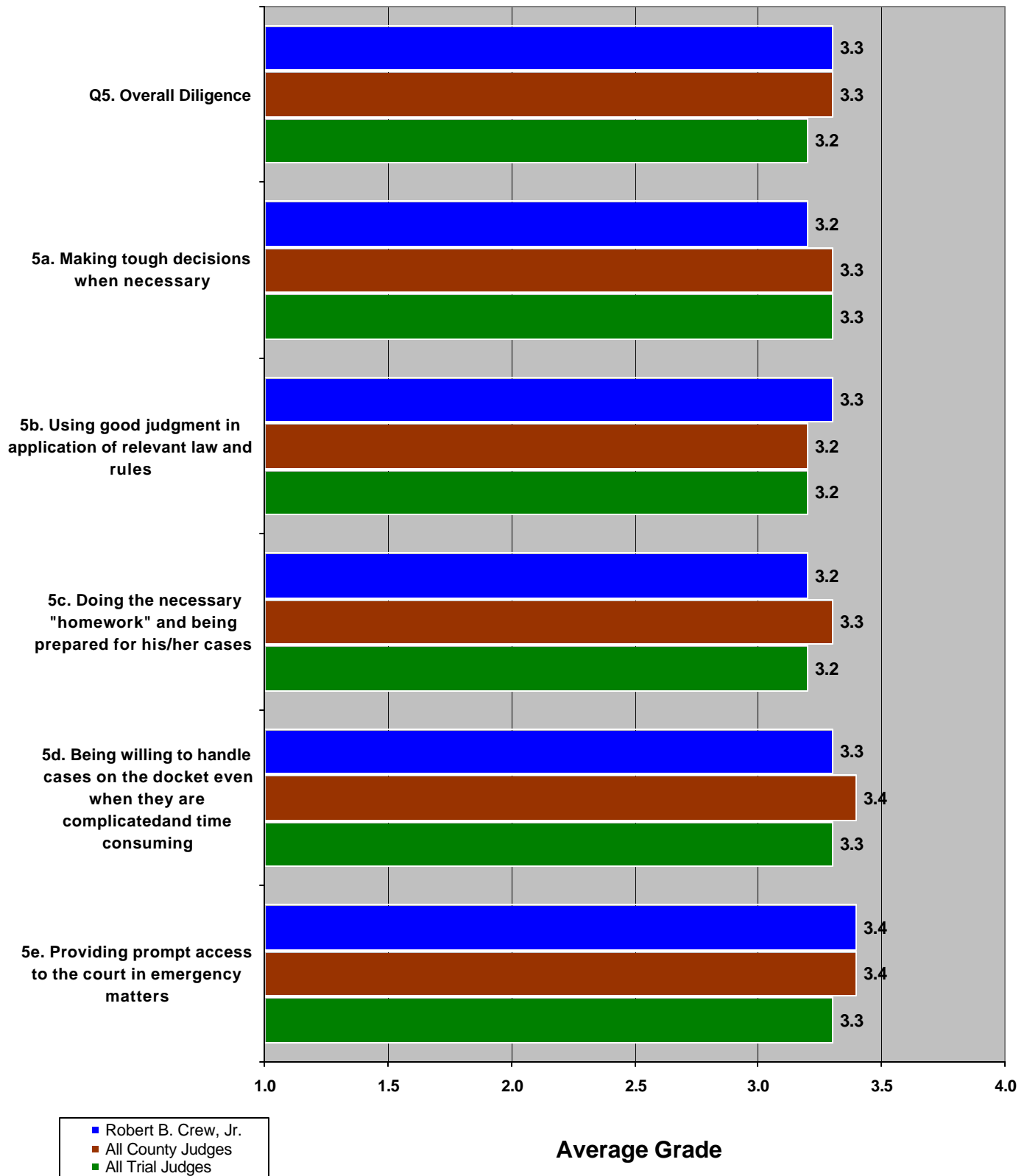
Average Grades: Demeanor



Judge Robert B. Crew, Jr.

Attorney Survey

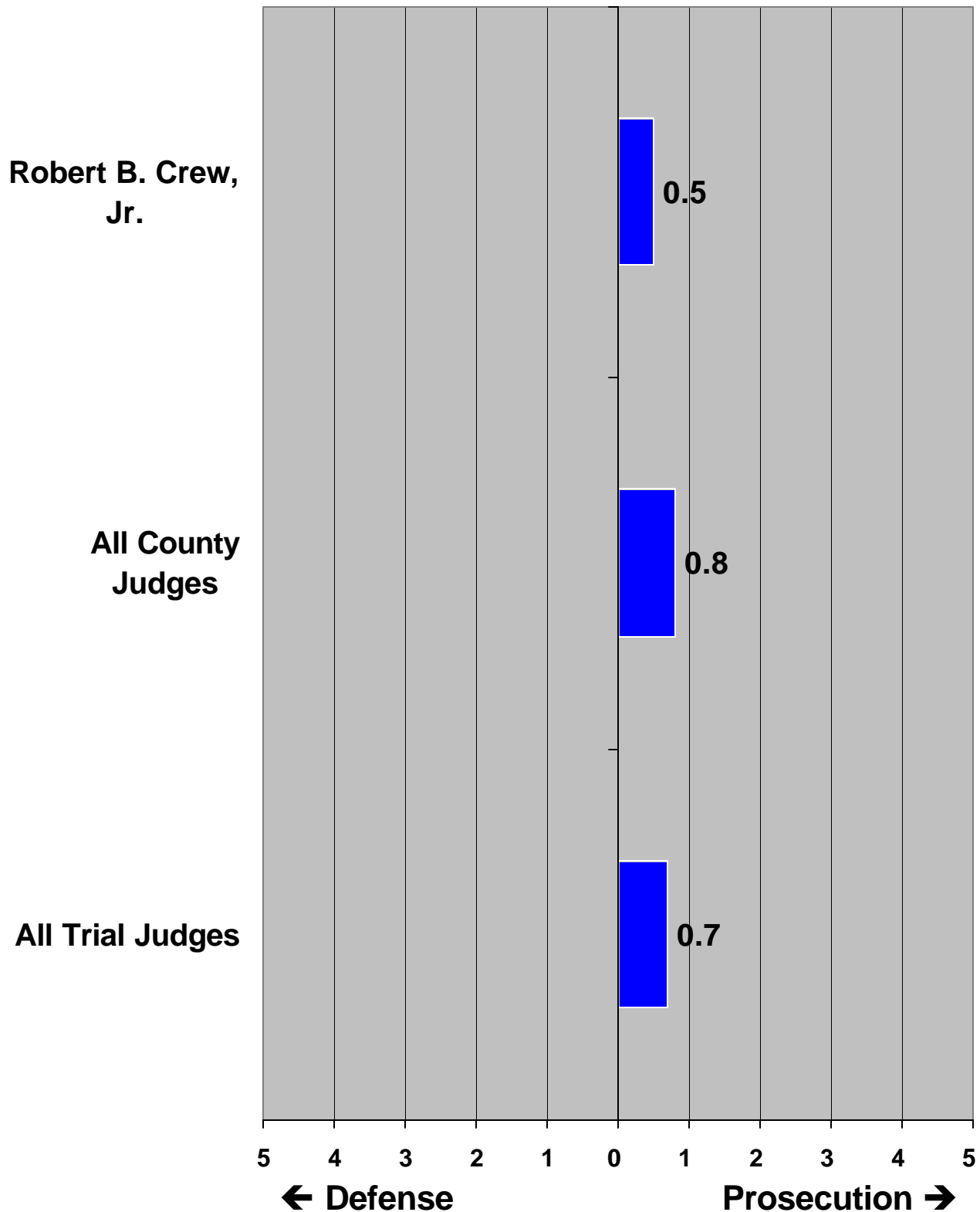
Average Grades: Diligence



Judge Robert B. Crew, Jr.

Attorney Survey


Q6. Average: How biased do you think Judge Crew, Jr. is toward the defense or prosecution?



Judge Robert B. Crew, Jr.

Attorney Survey

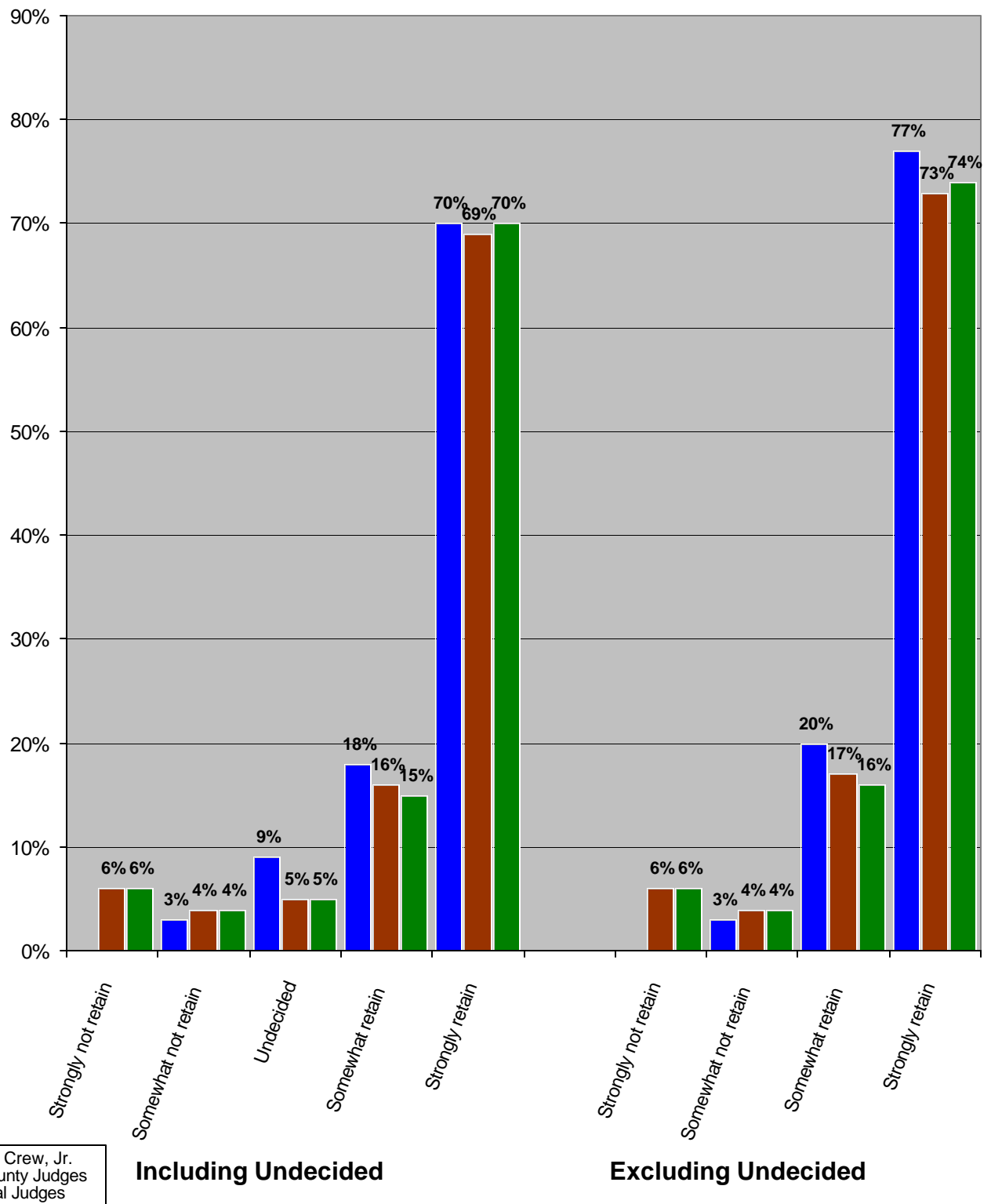
Q7. Average: How lenient or how harsh are Judge Crew, Jr.'s sentences?



Judge Robert B. Crew, Jr.

Attorney Survey

Retention Recommendation



Judge Robert B. Crew, Jr.

Attorney Survey

**1a. How would you grade Judge Crew, Jr. on
"Promptly making rulings during trial?"**

	<u>Judge Crew, Jr.</u>	<u>All County Judges 2004</u>	<u>All Trial Judges 2004</u>
A	42%	51%	51%
B	34%	22%	24%
C	5%	6%	6%
D	3%	1%	1%
Fail		1%	1%
No Grade	16%	19%	17%
<hr/>			
Average	3.4	3.5	3.5
Letter Grade	B+	B+	B+

Judge Robert B. Crew, Jr.

Attorney Survey

**1b. How would you grade Judge Crew, Jr. on
"Beginning court on time?"**

	<u>Judge Crew, Jr.</u>	<u>All County Judges 2004</u>	<u>All Trial Judges 2004</u>
A	37%	53%	54%
B	29%	30%	29%
C	24%	10%	9%
D	5%	3%	3%
Fail		1%	1%
No Grade	5%	3%	4%
<hr/>			
Average	3	3.3	3.4
Letter Grade	B	B	B+

Judge Robert B. Crew, Jr.

Attorney Survey

1c. How would you grade Judge Crew, Jr. on
"Allotting appropriate amount of time for cases?"

	<u>Judge Crew, Jr.</u>	<u>All County Judges 2004</u>	<u>All Trial Judges 2004</u>
A	47%	50%	49%
B	34%	31%	30%
C	11%	9%	10%
D	3%	3%	3%
Fail		1%	1%
No Grade	5%	6%	6%
<hr/>			
Average	3.3	3.3	3.3
Letter Grade	B	B	B

Judge Robert B. Crew, Jr.

Attorney Survey

1d. How would you grade Judge Crew, Jr. on
"Keeping cases moving according to schedule?"

	Judge Crew, Jr.	All County Judges 2004	All Trial Judges 2004
A	49%	52%	50%
B	30%	31%	30%
C	14%	9%	10%
D	3%	3%	4%
Fail		1%	1%
No Grade	5%	5%	5%
<hr/>			
Average	3.3	3.4	3.3
Letter Grade	B	B+	B

Judge Robert B. Crew, Jr.

Attorney Survey

1e. How would you grade Judge Crew, Jr. on
"Assisting parties to reach agreement?"

	Judge Crew, Jr.	All County Judges 2004	All Trial Judges 2004
A	32%	21%	25%
B	12%	16%	18%
C	4%	8%	10%
D		3%	4%
Fail	4%	2%	2%
No Grade	48%	51%	41%
<hr/>			
Average	3.3	3.1	3
Letter Grade	B	B	B

Judge Robert B. Crew, Jr.

Attorney Survey

1f. How would you grade Judge Crew, Jr. on
"Maintaining appropriate control over
proceedings?"

	Judge Crew, Jr.	All County Judges 2004	All Trial Judges 2004
A	43%	59%	58%
B	46%	27%	27%
C	5%	8%	8%
D		2%	2%
Fail		1%	1%
No Grade	5%	4%	3%
<hr/>			
Average	3.4	3.5	3.4
Letter Grade	B+	B+	B+

Judge Robert B. Crew, Jr.

Attorney Survey

1g. How would you grade Judge Crew, Jr. on
"Promptly ruling on pre-trial motions?"

	Judge Crew, Jr.	All County Judges 2004	All Trial Judges 2004
A	27%	41%	39%
B	24%	21%	24%
C	16%	8%	10%
D		3%	4%
Fail		1%	2%
No Grade	32%	27%	21%
<hr/>			
Average	3.2	3.3	3.2
Letter Grade	B	B	B

Judge Robert B. Crew, Jr.

Attorney Survey

1h. How would you grade Judge Crew, Jr. on
"Promptly issuing a decision on the case after
trial?"

	Judge Crew, Jr.	All County Judges 2004	All Trial Judges 2004
A	46%	47%	44%
B	30%	20%	21%
C	3%	6%	7%
D		1%	2%
Fail		1%	2%
No Grade	22%	25%	24%
<hr/>			
Average	3.6	3.5	3.4
Letter Grade	B+	B+	B+

Judge Robert B. Crew, Jr.

Attorney Survey

1i. How would you grade Judge Crew, Jr. on "Setting reasonable schedules for cases?"

	<u>Judge Crew, Jr.</u>	<u>All County Judges 2004</u>	<u>All Trial Judges 2004</u>
A	51%	50%	47%
B	38%	29%	30%
C	5%	9%	10%
D		2%	3%
Fail		1%	2%
No Grade	5%	9%	8%
<hr/>			
Average	3.5	3.4	3.3
Letter Grade	B+	B+	B

Judge Robert B. Crew, Jr.

Attorney Survey

2a. How would you grade Judge Crew, Jr. on "Basing decisions on evidence and arguments?"

	<u>Judge Crew, Jr.</u>	<u>All County Judges 2004</u>	<u>All Trial Judges 2004</u>
A	45%	49%	49%
B	26%	27%	27%
C	16%	11%	10%
D	3%	5%	5%
Fail		2%	3%
No Grade	11%	6%	6%
<hr/>			
Average	3.3	3.2	3.2
Letter Grade	B	B	B

Judge Robert B. Crew, Jr.

Attorney Survey

2b. How would you grade Judge Crew, Jr. on "Giving reasons for rulings?"

	<u>Judge Crew, Jr.</u>	<u>All County Judges 2004</u>	<u>All Trial Judges 2004</u>
A	39%	51%	51%
B	32%	27%	27%
C	16%	10%	10%
D	3%	4%	5%
Fail		1%	2%
No Grade	11%	6%	5%
<hr/>			
Average	3.2	3.3	3.3
Letter Grade	B	B	B

Judge Robert B. Crew, Jr.

Attorney Survey

2c. How would you grade Judge Crew, Jr. on "Issuing written findings of fact and law?"

	<u>Judge Crew, Jr.</u>	<u>All County Judges 2004</u>	<u>All Trial Judges 2004</u>
A	20%	19%	27%
B	12%	11%	17%
C	4%	8%	9%
D		3%	3%
Fail		2%	2%
No Grade	64%	57%	42%
<hr/>			
Average	3.4	3	3.1
Letter Grade	B+	B	B

Judge Robert B. Crew, Jr.

Attorney Survey

2d. How would you grade Judge Crew, Jr. on "Willing to reconsider error in fact or law?"

	Judge Crew, Jr.	All County Judges 2004	All Trial Judges 2004
A	31%	27%	26%
B	25%	19%	20%
C	6%	11%	11%
D		5%	5%
Fail		3%	4%
No Grade	39%	35%	34%
<hr/>			
Average	3.4	2.9	2.9
Letter Grade	B+	B-	B-

Judge Robert B. Crew, Jr.

Attorney Survey

2e. How would you grade Judge Crew, Jr. on "Having knowledge of relevant substantive law?"

	<u>Judge Crew, Jr.</u>	<u>All County Judges 2004</u>	<u>All Trial Judges 2004</u>
A	39%	47%	46%
B	28%	30%	31%
C	19%	11%	11%
D	3%	4%	4%
Fail		2%	2%
No Grade	11%	6%	5%
<hr/>			
Average	3.2	3.2	3.2
Letter Grade	B	B	B

Judge Robert B. Crew, Jr.

Attorney Survey

2f. How would you grade Judge Crew, Jr. on "Having knowledge of rules of procedure and evidence?"

	Judge Crew, Jr.	All County Judges 2004	All Trial Judges 2004
A	38%	52%	52%
B	35%	28%	29%
C	11%	9%	9%
D	3%	3%	3%
Fail		1%	1%
No Grade	14%	5%	5%
<hr/>			
Average	3.3	3.3	3.3
Letter Grade	B	B	B

Judge Robert B. Crew, Jr.

Attorney Survey

2g. How would you grade Judge Crew, Jr. on "Being able to identify and analyze relevant facts?"

	<u>Judge Crew, Jr.</u>	<u>All County Judges 2004</u>	<u>All Trial Judges 2004</u>
A	43%	51%	51%
B	38%	28%	28%
C	11%	9%	10%
D		4%	4%
Fail		2%	2%
No Grade	8%	6%	5%
<hr/>			
Average	3.4	3.3	3.3
Letter Grade	B+	B	B

Judge Robert B. Crew, Jr.

Attorney Survey

2h. How would you grade Judge Crew, Jr. on "Issuing consistent sentences when the circumstances are similar?"

	Judge Crew, Jr.	All County Judges 2004	All Trial Judges 2004
A	38%	38%	27%
B	30%	23%	17%
C	5%	7%	6%
D		2%	2%
Fail		2%	2%
No Grade	27%	28%	46%
<hr/>			
Average	3.4	3.3	3.2
Letter Grade	B+	B	B

Judge Robert B. Crew, Jr.

Attorney Survey

2i. How would you grade Judge Crew, Jr. on "Willing to make decision without regard to possible criticism?"

	Judge Crew, Jr.	All County Judges 2004	All Trial Judges 2004
A	47%	47%	47%
B	21%	23%	23%
C	21%	9%	8%
D	3%	3%	3%
Fail		3%	2%
No Grade	8%	15%	17%
<hr/>			
Average	3.2	3.3	3.3
Letter Grade	B	B	B

Judge Robert B. Crew, Jr.

Attorney Survey

2j. How would you grade Judge Crew, Jr. on "Making decisions without fear of being appealed?"

	<u>Judge Crew, Jr.</u>	<u>All County Judges 2004</u>	<u>All Trial Judges 2004</u>
A	47%	49%	48%
B	37%	23%	22%
C	5%	7%	7%
D	3%	3%	3%
Fail		2%	2%
No Grade	8%	17%	18%
<hr/>			
Average	3.4	3.4	3.4
Letter Grade	B+	B+	B+

Judge Robert B. Crew, Jr.

Attorney Survey

**3a. How would you grade Judge Crew, Jr. on
"Speaking clearly?"**

	<u>Judge Crew, Jr.</u>	<u>All County Judges 2004</u>	<u>All Trial Judges 2004</u>
A	63%	70%	67%
B	26%	21%	23%
C	8%	6%	6%
D		1%	1%
Fail		0%	1%
No Grade	3%	2%	2%
<hr/>			
Average	3.6	3.6	3.6
Letter Grade	B+	B+	B+

Judge Robert B. Crew, Jr.

Attorney Survey

3b. How would you grade Judge Crew, Jr. on "Making sure all participants understand the proceedings?"

	<u>Judge Crew, Jr.</u>	<u>All County Judges 2004</u>	<u>All Trial Judges 2004</u>
A	63%	66%	64%
B	32%	21%	23%
C	3%	7%	7%
D		2%	2%
Fail		1%	1%
No Grade	3%	3%	3%
<hr/>			
Average	3.6	3.5	3.5
Letter Grade	B+	B+	B+

Judge Robert B. Crew, Jr.

Attorney Survey

3c. How would you grade Judge Crew, Jr. on "Using understandable language?"

	Judge Crew, Jr.	All County Judges 2004	All Trial Judges 2004
A	74%	69%	67%
B	21%	21%	24%
C	3%	6%	6%
D		1%	1%
Fail		0%	0%
No Grade	3%	2%	2%
<hr/>			
Average	3.7	3.6	3.6
Letter Grade	A-	B+	B+

Judge Robert B. Crew, Jr.

Attorney Survey

4a. How would you grade Judge Crew, Jr. on "Giving proceedings a sense of dignity?"

	Judge Crew, Jr.	All County Judges 2004	All Trial Judges 2004
A	66%	64%	63%
B	24%	24%	23%
C	5%	7%	7%
D	3%	2%	3%
Fail		2%	2%
No Grade	3%	2%	2%
<hr/>			
Average	3.6	3.5	3.5
Letter Grade	B+	B+	B+

Judge Robert B. Crew, Jr.

Attorney Survey

**4b. How would you grade Judge Crew, Jr. on
"Treating everyone involved politely?"**

	<u>Judge Crew, Jr.</u>	<u>All County Judges 2004</u>	<u>All Trial Judges 2004</u>
A	63%	61%	63%
B	29%	20%	20%
C	5%	9%	8%
D		4%	4%
Fail		3%	4%
No Grade	3%	2%	2%
<hr/>			
Average	3.6	3.4	3.4
Letter Grade	B+	B+	B+

Judge Robert B. Crew, Jr.

Attorney Survey

4c. How would you grade Judge Crew, Jr. on "Having empathy with the parties involved?"

	<u>Judge Crew, Jr.</u>	<u>All County Judges 2004</u>	<u>All Trial Judges 2004</u>
A	50%	51%	51%
B	32%	24%	24%
C	13%	11%	11%
D		5%	5%
Fail		4%	3%
No Grade	5%	5%	6%
<hr/>			
Average	3.4	3.2	3.2
Letter Grade	B+	B	B

Judge Robert B. Crew, Jr.

Attorney Survey

**4d. How would you grade Judge Crew, Jr. on
"Treating participants with respect?"**

	<u>Judge Crew, Jr.</u>	<u>All County Judges 2004</u>	<u>All Trial Judges 2004</u>
A	66%	62%	62%
B	24%	21%	21%
C	8%	8%	8%
D		4%	4%
Fail		3%	3%
No Grade	3%	2%	2%
<hr/>			
Average	3.6	3.4	3.4
Letter Grade	B+	B+	B+

Judge Robert B. Crew, Jr.

Attorney Survey

**4e. How would you grade Judge Crew, Jr. on
"Presenting a neutral presence on the bench?"**

	<u>Judge Crew, Jr.</u>	<u>All County Judges 2004</u>	<u>All Trial Judges 2004</u>
A	63%	57%	58%
B	24%	23%	23%
C	8%	9%	9%
D	3%	5%	4%
Fail		4%	3%
No Grade	3%	2%	3%
<hr/>			
Average	3.5	3.3	3.3
Letter Grade	B+	B	B

Judge Robert B. Crew, Jr.

Attorney Survey

4f. How would you grade Judge Crew, Jr. on "Being consistent in his/her behavior?"

	Judge Crew, Jr.	All County Judges 2004	All Trial Judges 2004
A	62%	58%	58%
B	19%	22%	23%
C	11%	9%	9%
D	3%	3%	3%
Fail		3%	3%
No Grade	5%	4%	4%
<hr/>			
Average	3.5	3.4	3.3
Letter Grade	B+	B+	B

Judge Robert B. Crew, Jr.

Attorney Survey

4g. How would you grade Judge Crew, Jr. on
"Conducting his/her courtroom in a neutral
manner?"

	Judge Crew, Jr.	All County Judges 2004	All Trial Judges 2004
A	58%	57%	59%
B	32%	23%	23%
C	5%	9%	9%
D	3%	5%	4%
Fail		3%	3%
No Grade	3%	3%	3%
<hr/>			
Average	3.5	3.3	3.3
Letter Grade	B+	B	B

Judge Robert B. Crew, Jr.

Attorney Survey

4h. How would you grade Judge Crew, Jr. on "Giving all participants an opportunity to be heard?"

	<u>Judge Crew, Jr.</u>	<u>All County Judges 2004</u>	<u>All Trial Judges 2004</u>
A	61%	61%	62%
B	29%	24%	23%
C	8%	8%	7%
D		2%	3%
Fail		2%	2%
No Grade	3%	3%	3%
<hr/>			
Average	3.5	3.5	3.4
Letter Grade	B+	B+	B+

Judge Robert B. Crew, Jr.

Attorney Survey

**4i. How would you grade Judge Crew, Jr. on
"Consistently applying laws and rules?"**

	<u>Judge Crew, Jr.</u>	<u>All County Judges 2004</u>	<u>All Trial Judges 2004</u>
A	58%	54%	53%
B	24%	24%	24%
C	11%	10%	10%
D		4%	4%
Fail		2%	3%
No Grade	8%	6%	6%
<hr/>			
Average	3.5	3.3	3.3
Letter Grade	B+	B	B

Judge Robert B. Crew, Jr.

Attorney Survey

4j. How would you grade Judge Crew, Jr. on "Not engaging in ex parte communications?"

	<u>Judge Crew, Jr.</u>	<u>All County Judges 2004</u>	<u>All Trial Judges 2004</u>
A	50%	55%	56%
B	24%	19%	17%
C	5%	4%	4%
D	8%	2%	1%
Fail		1%	1%
No Grade	13%	20%	20%
<hr/>			
Average	3.3	3.5	3.6
Letter Grade	B	B+	B+

Judge Robert B. Crew, Jr.

Attorney Survey

**4k. How would you grade Judge Crew, Jr. on
"Treating pro se parties fairly?"**

	<u>Judge Crew, Jr.</u>	<u>All County Judges 2004</u>	<u>All Trial Judges 2004</u>
A	43%	51%	45%
B	19%	18%	15%
C	5%	5%	4%
D	3%	2%	1%
Fail		3%	2%
No Grade	30%	22%	33%
<hr/>			
Average	3.5	3.4	3.5
Letter Grade	B+	B+	B+

Judge Robert B. Crew, Jr.

Attorney Survey

5a. How would you grade Judge Crew, Jr. on "Making tough decisions when necessary?"

	Judge Crew, Jr.	All County Judges 2004	All Trial Judges 2004
A	42%	45%	47%
B	21%	26%	25%
C	18%	9%	10%
D	3%	3%	3%
Fail		1%	2%
No Grade	16%	15%	14%
<hr/>			
Average	3.2	3.3	3.3
Letter Grade	B	B	B

Judge Robert B. Crew, Jr.

Attorney Survey

5b. How would you grade Judge Crew, Jr. on "Using good judgment in application of relevant law and rules?"

	<u>Judge Crew, Jr.</u>	<u>All County Judges 2004</u>	<u>All Trial Judges 2004</u>
A	45%	48%	48%
B	34%	28%	28%
C	5%	11%	11%
D	8%	5%	5%
Fail		3%	3%
No Grade	8%	6%	5%
<hr/>			
Average	3.3	3.2	3.2
Letter Grade	B	B	B

Judge Robert B. Crew, Jr.

Attorney Survey

5c. How would you grade Judge Crew, Jr. on "Doing the necessary "homework" and being prepared for his/her cases?"

	<u>Judge Crew, Jr.</u>	<u>All County Judges 2004</u>	<u>All Trial Judges 2004</u>
A	37%	47%	47%
B	34%	27%	27%
C	13%	10%	11%
D	3%	4%	4%
Fail		2%	3%
No Grade	13%	11%	9%
<hr/>			
Average	3.2	3.3	3.2
Letter Grade	B	B	B

Judge Robert B. Crew, Jr.

Attorney Survey

5d. How would you grade Judge Crew, Jr. on "Being willing to handle cases on the docket even when they are complicated and time consuming?"

	<u>Judge Crew, Jr.</u>	<u>All County Judges 2004</u>	<u>All Trial Judges 2004</u>
A	42%	48%	47%
B	24%	22%	22%
C	13%	8%	8%
D	3%	3%	3%
Fail		2%	2%
No Grade	18%	17%	17%
<hr/>			
Average	3.3	3.4	3.3
Letter Grade	B	B+	B

Judge Robert B. Crew, Jr.

Attorney Survey

**5e. How would you grade Judge Crew, Jr. on
"Providing prompt access to the court in
emergency matters?"**

	<u>Judge Crew, Jr.</u>	<u>All County Judges 2004</u>	<u>All Trial Judges 2004</u>
A	37%	38%	37%
B	16%	16%	16%
C	8%	5%	6%
D	3%	2%	2%
Fail		2%	2%
No Grade	37%	37%	37%
<hr/>			
Average	3.4	3.4	3.3
Letter Grade	B+	B+	B

Judge Robert B. Crew, Jr.

Attorney Survey

6. How biased do you think Judge Crew, Jr. is towards the defense or the prosecution?

		<u>Judge Crew, Jr.</u>	<u>All County Judges 2004</u>	<u>All Trial Judges 2004</u>
Toward Prosecution	5	3%	4%	3%
	4		3%	3%
	3		6%	6%
	2	23%	13%	12%
	1	11%	18%	16%
	0 Neutral	54%	49%	49%
Toward Defense	-1	3%	4%	4%
	-2	3%	2%	2%
	-3		1%	1%
	-4		1%	1%
	-5	3%	0%	1%
<hr/>				
Average		0.5	0.8	0.7

Judge Robert B. Crew, Jr.

Attorney Survey

7. How lenient or harsh do you think the sentences handed down by Judge Crew, Jr. are?

		<u>Judge Crew, Jr.</u>	<u>All County Judges 2004</u>	<u>All Trial Judges 2004</u>
Harsh Y	5		3%	2%
	4		3%	2%
	3		5%	5%
	2	10%	9%	9%
	1	13%	13%	12%
	0 Appropriate	67%	59%	58%
Light B	-1	3%	4%	5%
	-2		2%	2%
	-3	7%	2%	2%
	-4		0%	1%
	-5		0%	1%
<hr/>				
	Average	0.1	0.5	0.4

Judge Robert B. Crew, Jr.

Attorney Survey

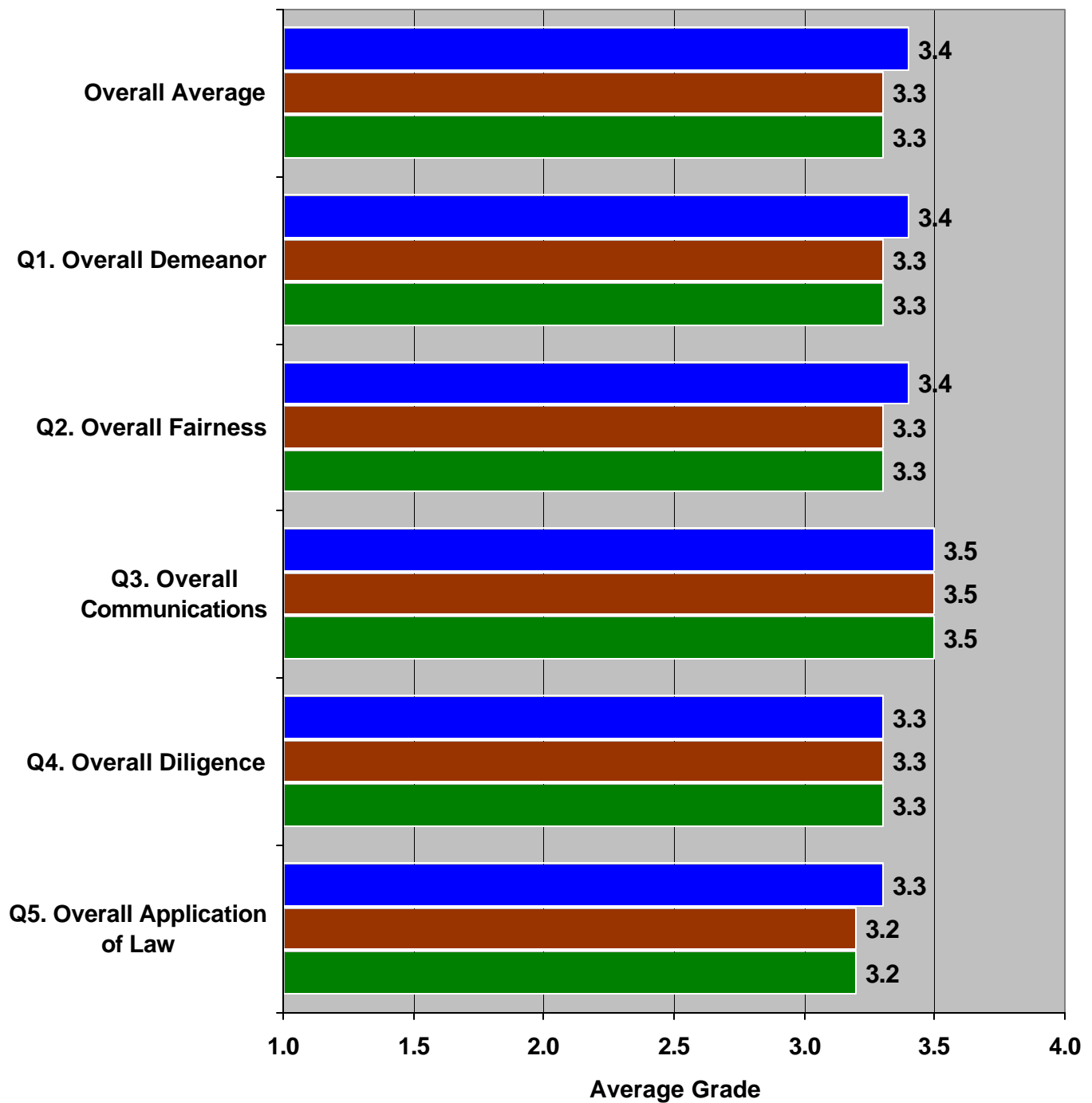
12. Do you recommend that Judge Crew, Jr. be retained in office or not be retained in office?

	Judge Crew, Jr.	All County Judges 2004	All Trial Judges 2004
Strongly Recommend Retain in office	77%	73%	74%
Somewhat Recommend Retain in office	20%	17%	16%
Somewhat Recommend Not Retain in office	3%	4%	4%
Strongly Recommend Not Retain in office		6%	6%

Judge Robert B. Crew, Jr.

Non Attorney Survey

Average Grades: Overall and by Section

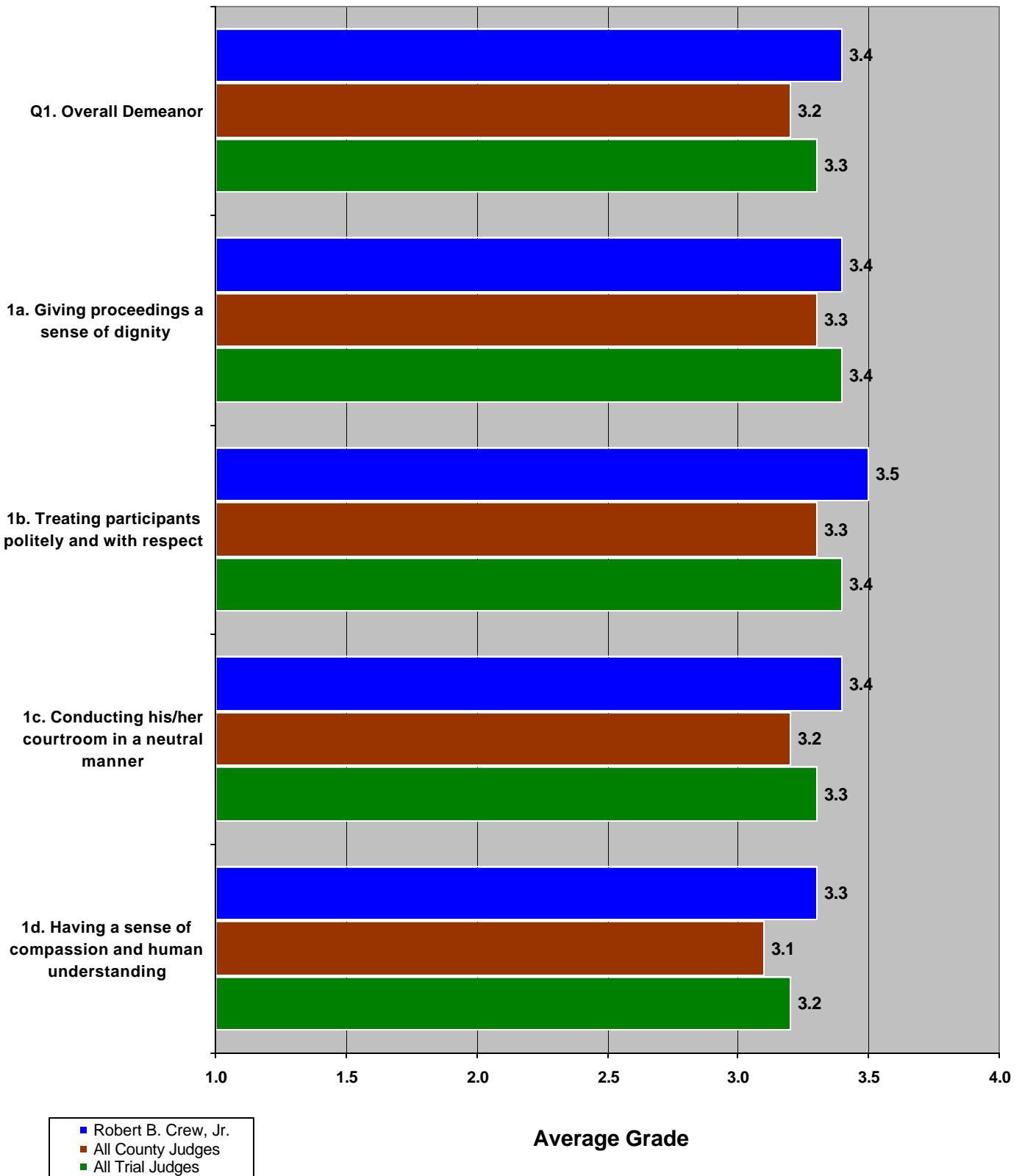


■ Robert B. Crew, Jr.
■ All County Judges
■ All Trial Judges

Judge Robert B. Crew, Jr.

Non Attorney Survey

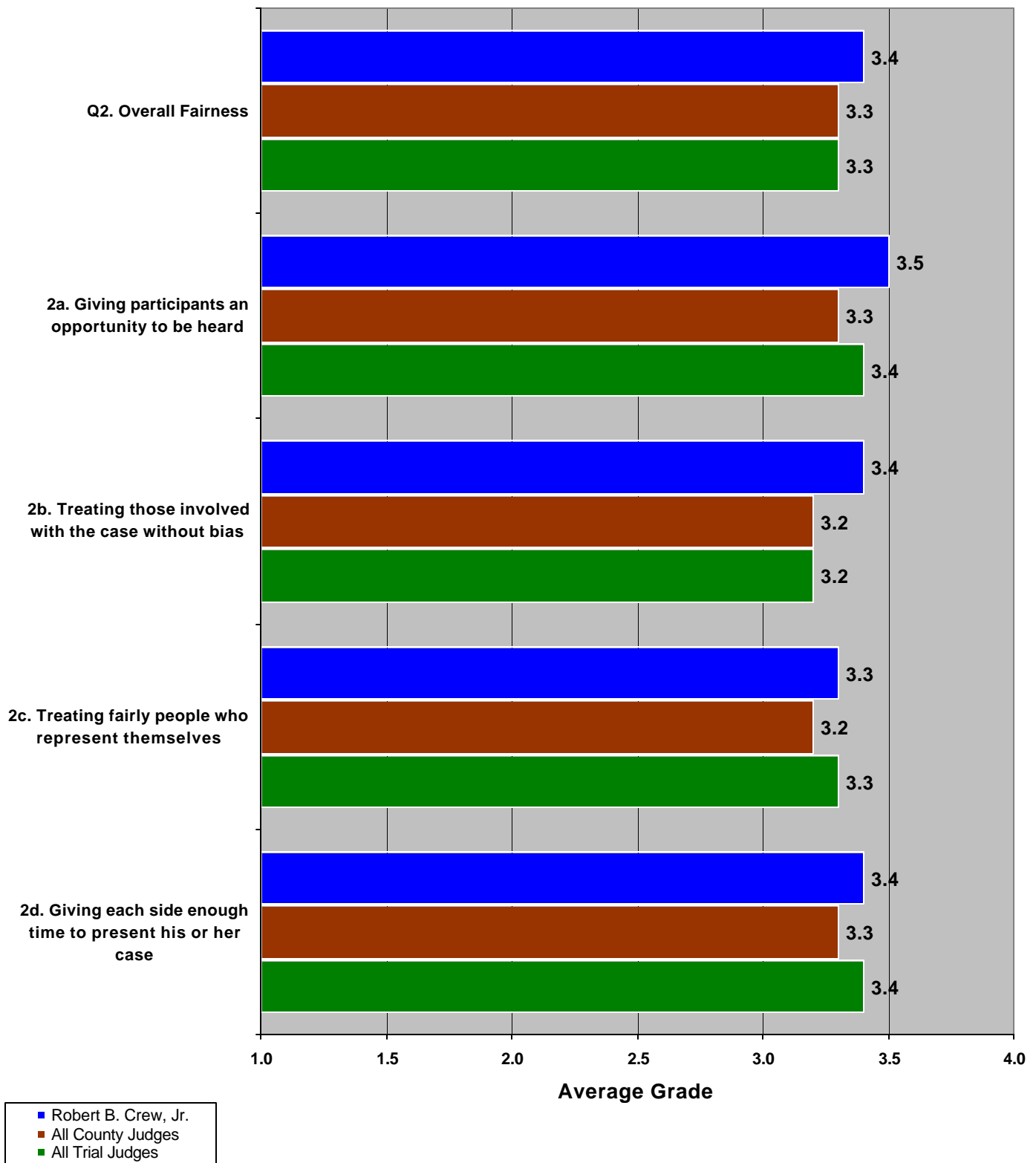
Average Grades: Demeanor



Judge Robert B. Crew, Jr.

Non Attorney Survey

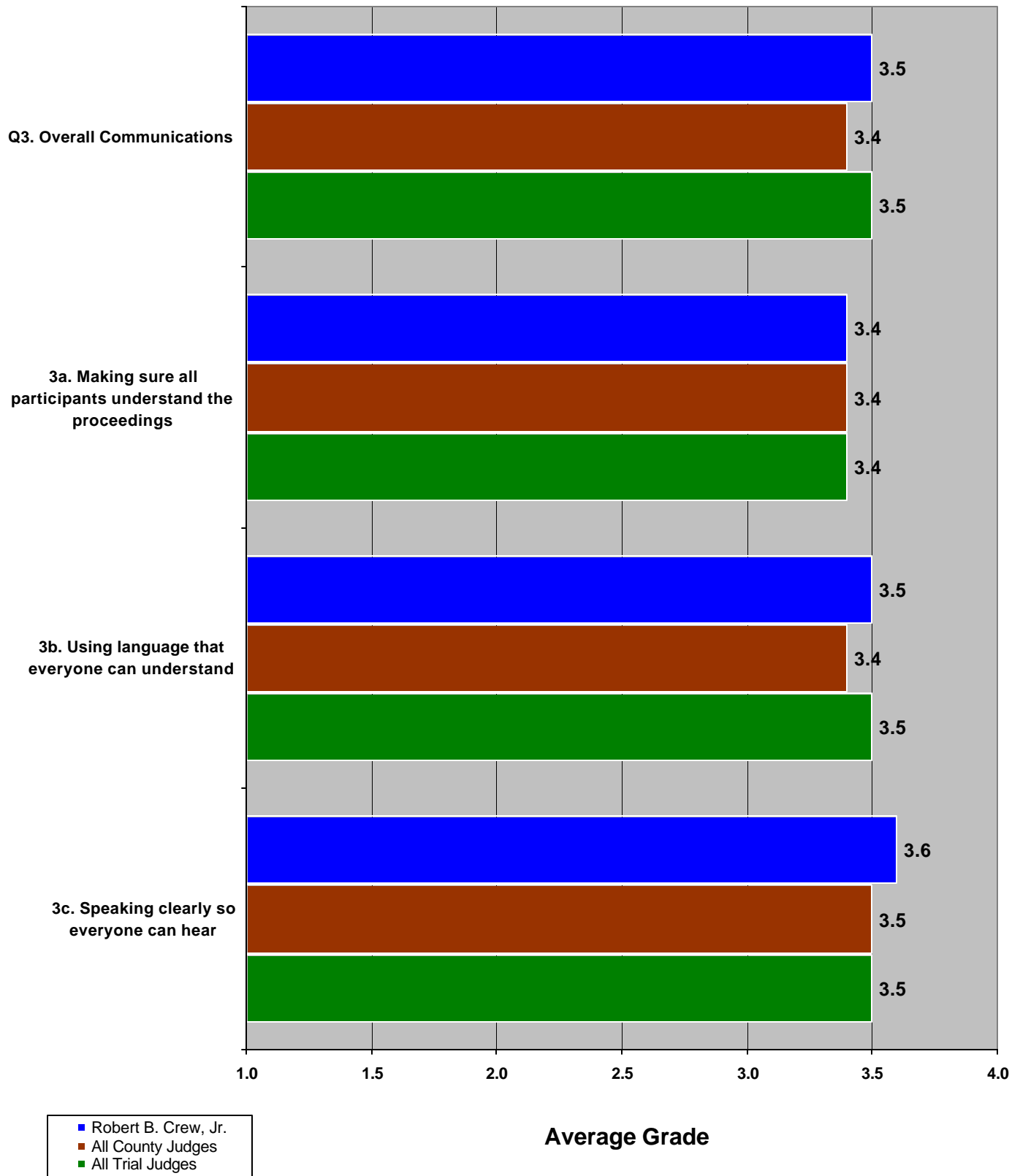
Average Grades: Fairness



Judge Robert B. Crew, Jr.

Non Attorney Survey

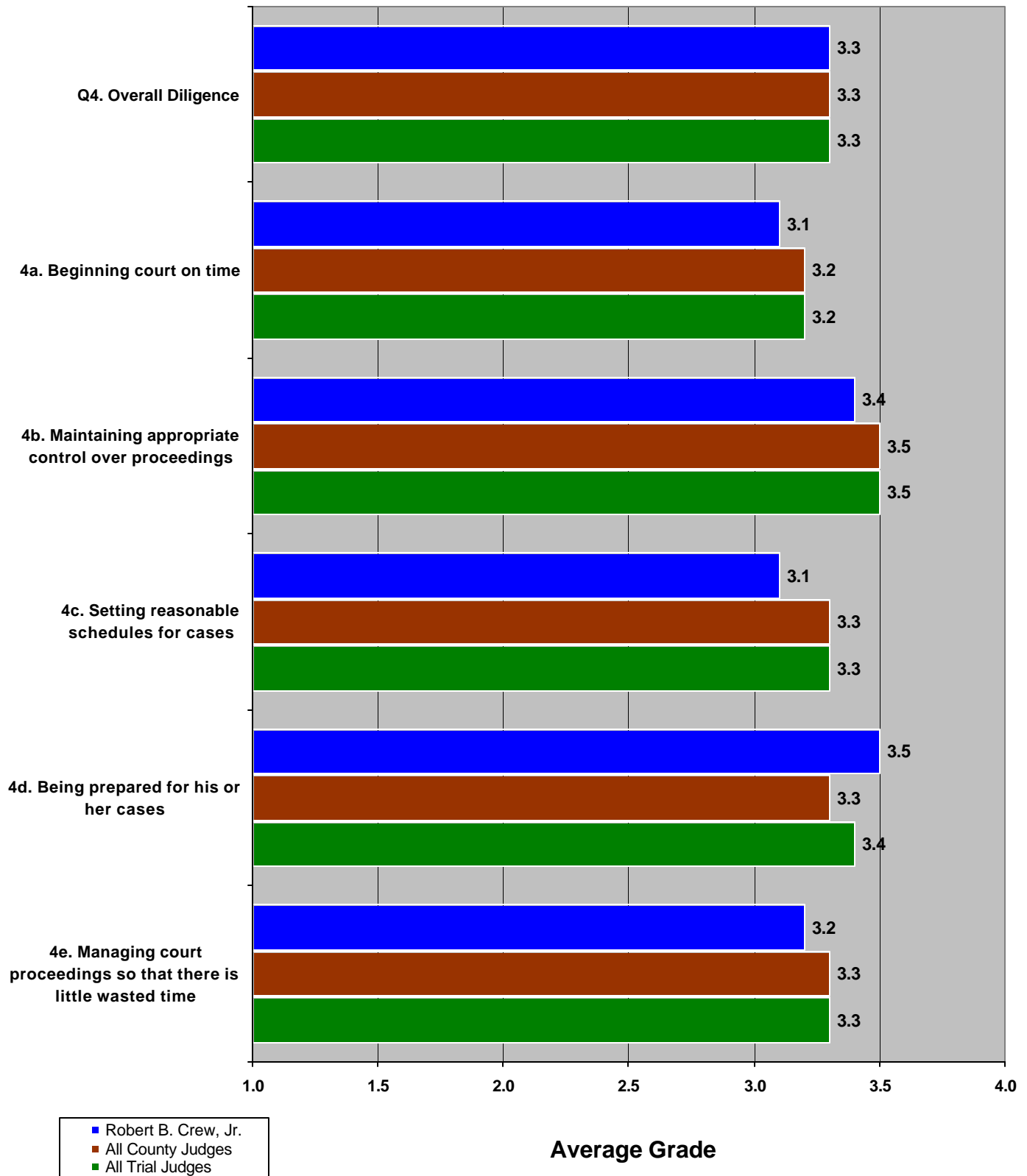
Average Grades: Communications



Judge Robert B. Crew, Jr.

Non Attorney Survey

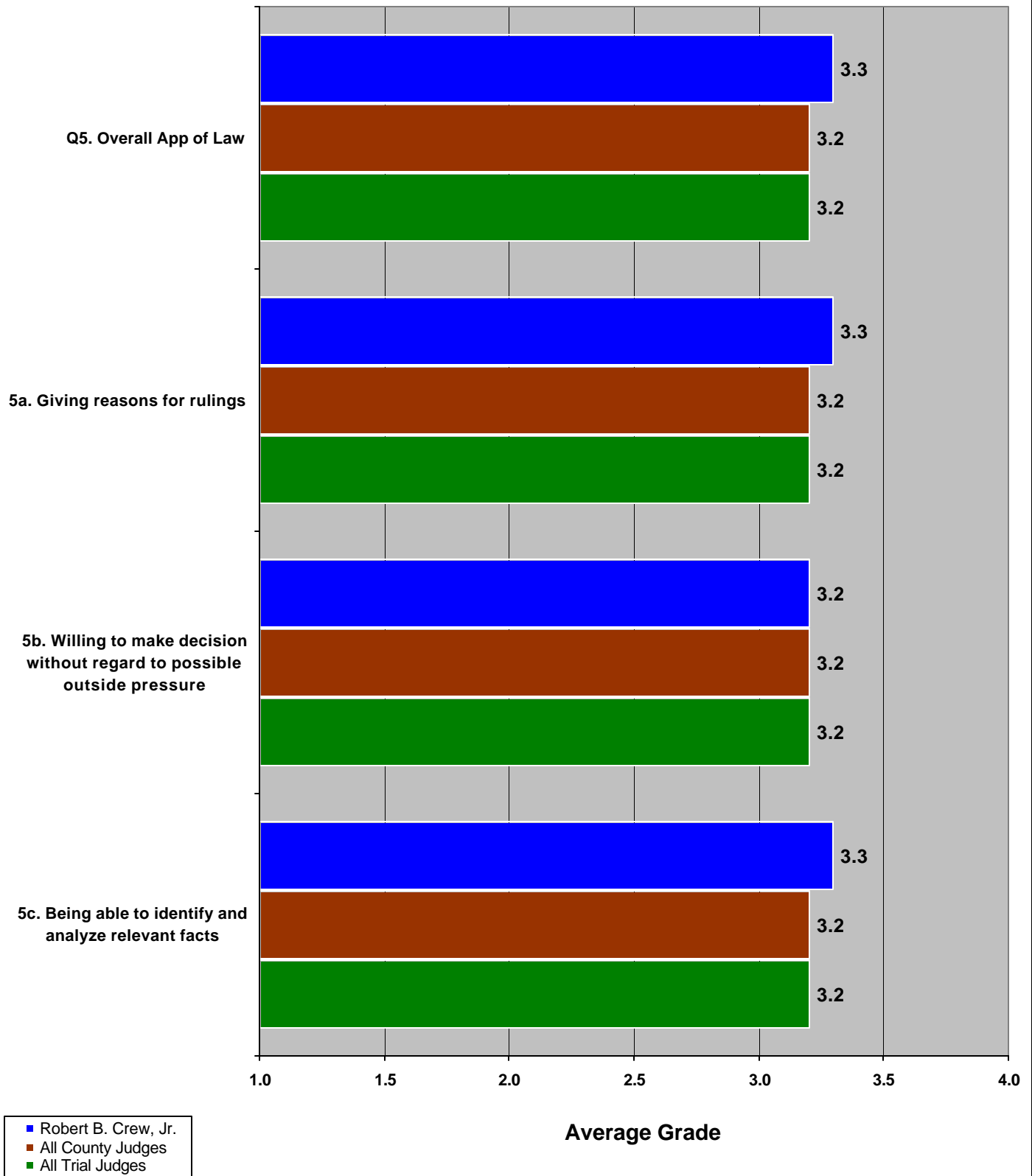
Average Grades: Diligence



Judge Robert B. Crew, Jr.

Non Attorney Survey


Average Grades: Application and Knowledge of Law



Judge Robert B. Crew, Jr.

Non Attorney Survey


Q6. Average: How biased do you think Judge Crew, Jr. is toward the defense or prosecution?



Judge Robert B. Crew, Jr.

Non Attorney Survey

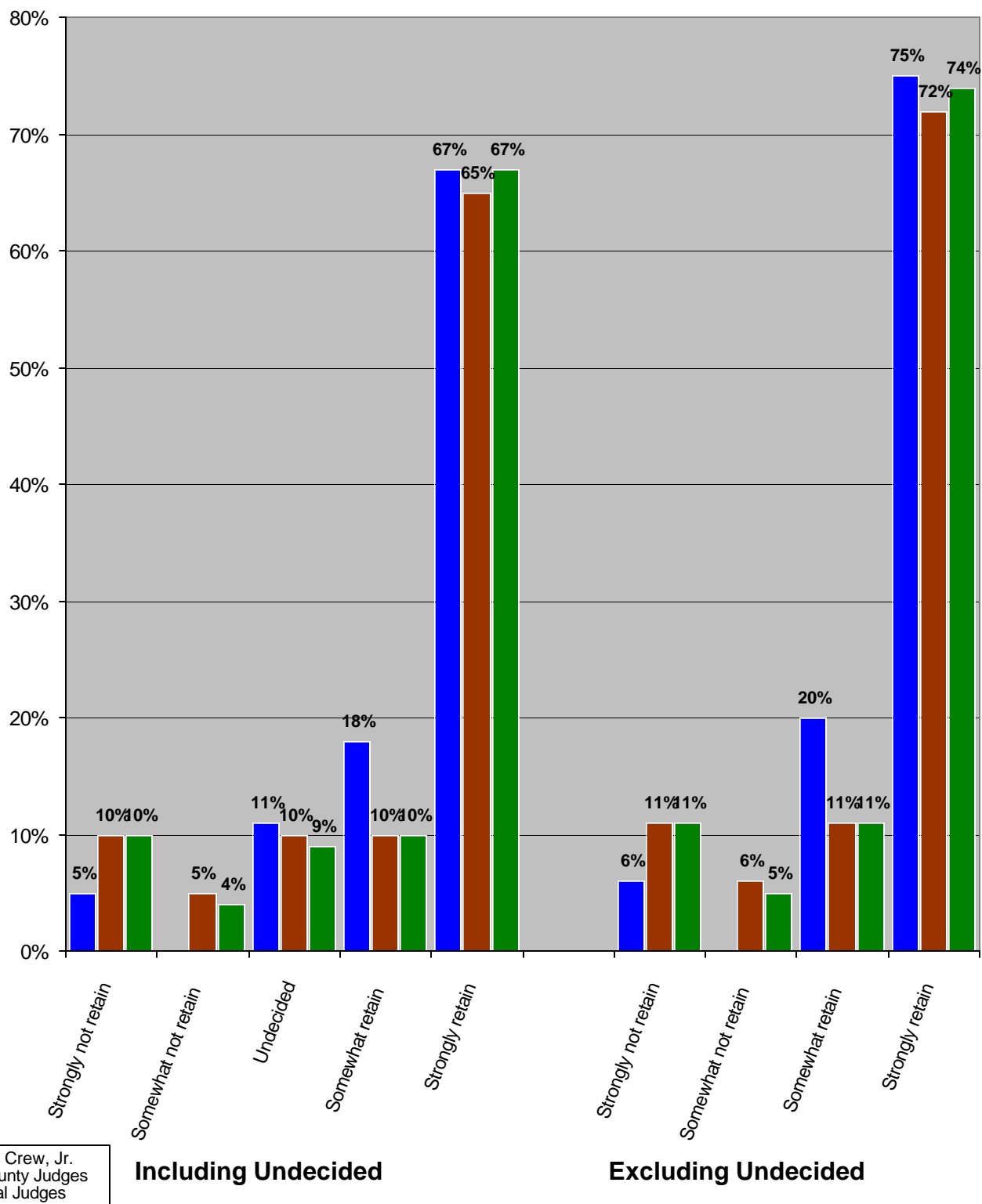
Q7. Average: How lenient or how harsh are Judge Crew, Jr.'s sentences?



Judge Robert B. Crew, Jr.

Non Attorney Survey

Retention Recommendation



Judge Robert B. Crew, Jr.

Non Attorney Survey

1a. How would you grade Judge Crew, Jr. on "Giving proceedings a sense of dignity?"

	Judge Crew, Jr.	All County Judges 2004	All Trial Judges 2004
A	55%	58%	60%
B	37%	23%	23%
C	3%	9%	8%
D	2%	4%	3%
Fail	2%	3%	3%
No Grade	2%	3%	3%
<hr/>			
Average	3.4	3.3	3.4
Letter Grade	B+	B	B+

Judge Robert B. Crew, Jr.

Non Attorney Survey

1b. How would you grade Judge Crew, Jr. on
"Treating participants politely and with respect?"

	Judge Crew, Jr.	All County Judges 2004	All Trial Judges 2004
A	67%	61%	63%
B	24%	19%	19%
C	5%	9%	8%
D	2%	5%	4%
Fail	2%	4%	4%
No Grade	2%	3%	2%
<hr/>			
Average	3.5	3.3	3.4
Letter Grade	B+	B	B+

Judge Robert B. Crew, Jr.

Non Attorney Survey

1c. How would you grade Judge Crew, Jr. on
"Conducting his/her courtroom in a neutral
manner?"

	Judge Crew, Jr.	All County Judges 2004	All Trial Judges 2004
A	52%	59%	61%
B	37%	19%	18%
C	6%	9%	8%
D		5%	4%
Fail	2%	5%	5%
No Grade	3%	3%	3%
<hr/>			
Average	3.4	3.2	3.3
Letter Grade	B+	B	B

Judge Robert B. Crew, Jr.

Non Attorney Survey

1d. How would you grade Judge Crew, Jr. on "Having a sense of compassion and human understanding for those who appear before the judge?"

	Judge Crew, Jr.	All County Judges 2004	All Trial Judges 2004
A	56%	54%	56%
B	29%	20%	20%
C	5%	10%	9%
D	3%	5%	4%
Fail	5%	7%	6%
No Grade	3%	4%	4%
<hr/>			
Average	3.3	3.1	3.2
Letter Grade	B	B	B

Judge Robert B. Crew, Jr.

Non Attorney Survey

2a. How would you grade Judge Crew, Jr. on "Giving participants an opportunity to be heard?"

	Judge Crew, Jr.	All County Judges 2004	All Trial Judges 2004
A	63%	60%	62%
B	27%	21%	20%
C		7%	7%
D	5%	4%	4%
Fail	2%	5%	4%
No Grade	3%	4%	3%
<hr/>			
Average	3.5	3.3	3.4
Letter Grade	B+	B	B+

Judge Robert B. Crew, Jr.

Non Attorney Survey

**2b. How would you grade Judge Crew, Jr. on
"Treating those involved in the case without
bias?"**

	<u>Judge Crew, Jr.</u>	<u>All County Judges 2004</u>	<u>All Trial Judges 2004</u>
A	59%	58%	60%
B	30%	19%	18%
C	2%	7%	7%
D	3%	5%	4%
Fail	3%	7%	7%
No Grade	3%	4%	4%
<hr/>			
Average	3.4	3.2	3.2
Letter Grade	B+	B	B

Judge Robert B. Crew, Jr.

Non Attorney Survey

**2c. How would you grade Judge Crew, Jr. on
"Treating fairly people who represent
themselves?"**

	<u>Judge Crew, Jr.</u>	<u>All County Judges 2004</u>	<u>All Trial Judges 2004</u>
A	34%	47%	45%
B	23%	15%	14%
C	3%	6%	5%
D		4%	3%
Fail	5%	6%	5%
No Grade	35%	23%	29%
<hr/>			
Average	3.3	3.2	3.3
Letter Grade	B	B	B

Judge Robert B. Crew, Jr.

Non Attorney Survey

2d. How would you grade Judge Crew, Jr. on "Giving each side enough time to present his or her case?"

	Judge Crew, Jr.	All County Judges 2004	All Trial Judges 2004
A	53%	57%	59%
B	32%	20%	19%
C	5%	8%	7%
D	2%	3%	3%
Fail	2%	4%	4%
No Grade	6%	8%	7%
<hr/>			
Average	3.4	3.3	3.4
Letter Grade	B+	B	B+

Judge Robert B. Crew, Jr.

Non Attorney Survey

3a. How would you grade Judge Crew, Jr. on "Making sure all participants understand the proceedings, and what's going on in the courtroom?"

	<u>Judge Crew, Jr.</u>	<u>All County Judges 2004</u>	<u>All Trial Judges 2004</u>
A	59%	63%	64%
B	27%	20%	19%
C	8%	8%	8%
D		4%	3%
Fail	3%	3%	3%
No Grade	3%	3%	3%
<hr/>			
Average	3.4	3.4	3.4
Letter Grade	B+	B+	B+

Judge Robert B. Crew, Jr.

Non Attorney Survey

3b. How would you grade Judge Crew, Jr. on "Using language that everyone can understand?"

	<u>Judge Crew, Jr.</u>	<u>All County Judges 2004</u>	<u>All Trial Judges 2004</u>
A	60%	63%	64%
B	31%	21%	21%
C	6%	8%	8%
D		3%	3%
Fail	2%	2%	2%
No Grade	2%	3%	3%
<hr/>			
Average	3.5	3.4	3.5
Letter Grade	B+	B+	B+

Judge Robert B. Crew, Jr.

Non Attorney Survey

3c. How would you grade Judge Crew, Jr. on
"Speaking clearly so everyone in the courtroom
can hear what's being said?"

	Judge Crew, Jr.	All County Judges 2004	All Trial Judges 2004
A	70%	66%	66%
B	21%	20%	20%
C	6%	7%	7%
D	2%	2%	2%
Fail		2%	2%
No Grade	2%	3%	3%
<hr/>			
Average	3.6	3.5	3.5
Letter Grade	B+	B+	B+

Judge Robert B. Crew, Jr.

Non Attorney Survey

4a. How would you grade Judge Crew, Jr. on "Beginning court on time?"

	Judge Crew, Jr.	All County Judges 2004	All Trial Judges 2004
A	39%	50%	52%
B	39%	25%	25%
C	10%	11%	10%
D	2%	4%	4%
Fail	5%	5%	4%
No Grade	6%	5%	5%
<hr/>			
Average	3.1	3.2	3.2
Letter Grade	B	B	B

Judge Robert B. Crew, Jr.

Non Attorney Survey

**4b. How would you grade Judge Crew, Jr. on
"Maintaining appropriate control over
proceedings?"**

	<u>Judge Crew, Jr.</u>	<u>All County Judges 2004</u>	<u>All Trial Judges 2004</u>
A	56%	63%	64%
B	35%	22%	21%
C	2%	7%	7%
D	3%	3%	3%
Fail	2%	2%	2%
No Grade	3%	3%	3%
<hr/>			
Average	3.4	3.5	3.5
Letter Grade	B+	B+	B+

Judge Robert B. Crew, Jr.

Non Attorney Survey

4c. How would you grade Judge Crew, Jr. on "Setting reasonable schedules for cases?"

	Judge Crew, Jr.	All County Judges 2004	All Trial Judges 2004
A	37%	48%	51%
B	27%	23%	21%
C	6%	8%	8%
D	5%	3%	3%
Fail	3%	3%	3%
No Grade	21%	15%	14%
<hr/>			
Average	3.1	3.3	3.3
Letter Grade	B	B	B

Judge Robert B. Crew, Jr.

Non Attorney Survey

4d. How would you grade Judge Crew, Jr. on "Being prepared for his or her cases?"

	<u>Judge Crew, Jr.</u>	<u>All County Judges 2004</u>	<u>All Trial Judges 2004</u>
A	52%	56%	58%
B	26%	21%	19%
C	2%	8%	7%
D	3%	3%	3%
Fail	2%	3%	4%
No Grade	15%	9%	9%
<hr/>			
Average	3.5	3.3	3.4
Letter Grade	B+	B	B+

Judge Robert B. Crew, Jr.

Non Attorney Survey

**4e. How would you grade Judge Crew, Jr. on
"Managing court proceedings so that there is little
wasted time?"**

	<u>Judge Crew, Jr.</u>	<u>All County Judges 2004</u>	<u>All Trial Judges 2004</u>
A	44%	53%	54%
B	29%	25%	24%
C	8%	10%	10%
D	5%	4%	4%
Fail	3%	4%	4%
No Grade	11%	5%	5%
<hr/>			
Average	3.2	3.3	3.3
Letter Grade	B	B	B

Judge Robert B. Crew, Jr.

Non Attorney Survey

5a. How would you grade Judge Crew, Jr. on "Giving reasons for rulings?"

	<u>Judge Crew, Jr.</u>	<u>All County Judges 2004</u>	<u>All Trial Judges 2004</u>
A	50%	52%	54%
B	19%	20%	20%
C	10%	9%	8%
D		4%	4%
Fail	5%	6%	5%
No Grade	16%	9%	9%
<hr/>			
Average	3.3	3.2	3.2
Letter Grade	B	B	B

Judge Robert B. Crew, Jr.

Non Attorney Survey

5b. How would you grade Judge Crew, Jr. on "Willing to make decision without regard to possible outside pressure?"

	<u>Judge Crew, Jr.</u>	<u>All County Judges 2004</u>	<u>All Trial Judges 2004</u>
A	36%	48%	50%
B	28%	17%	16%
C	5%	7%	7%
D	3%	4%	3%
Fail	3%	6%	6%
No Grade	25%	18%	18%
<hr/>			
Average	3.2	3.2	3.2
Letter Grade	B	B	B

Judge Robert B. Crew, Jr.

Non Attorney Survey

5c. How would you grade Judge Crew, Jr. on "Being able to identify and analyze relevant facts?"

	<u>Judge Crew, Jr.</u>	<u>All County Judges 2004</u>	<u>All Trial Judges 2004</u>
A	41%	53%	55%
B	30%	19%	18%
C	7%	8%	7%
D	3%	4%	4%
Fail	2%	6%	6%
No Grade	18%	9%	9%
<hr/>			
Average	3.3	3.2	3.2
Letter Grade	B	B	B

Judge Robert B. Crew, Jr.

Non Attorney Survey

6. How biased do you think Judge Crew, Jr. is towards the defense or the prosecution?

		<u>Judge Crew, Jr.</u>	<u>All County Judges 2004</u>	<u>All Trial Judges 2004</u>
Toward Prosecution	5	2%	4%	3%
	4		3%	2%
	3		2%	2%
	2	6%	3%	3%
	1		6%	6%
	0 Neutral	77%	68%	70%
Toward Defense	-1	9%	4%	4%
	-2		3%	3%
	-3	2%	3%	2%
	-4		1%	2%
	-5	4%	2%	2%
<hr/>				
Average		-0.1	0.2	0.1

Judge Robert B. Crew, Jr.

Non Attorney Survey

7. How lenient or harsh do you think the sentences handed down by Judge Crew, Jr. are?

		<u>Judge Crew, Jr.</u>	<u>All County Judges 2004</u>	<u>All Trial Judges 2004</u>
Harsh Y	5	5%	5%	4%
	4		3%	2%
	3	5%	3%	3%
	2	5%	3%	3%
	1	5%	4%	4%
	0 Appropriate	58%	60%	62%
Light B	-1	5%	6%	7%
	-2	8%	6%	6%
	-3	5%	5%	5%
	-4		2%	2%
	-5	3%	3%	2%
<hr/>				
	Average	0.1	0.0	-0.1

Judge Robert B. Crew, Jr.

Non Attorney Survey

12. Do you recommend that Judge Crew, Jr. be retained in office or not be retained in office?

	Judge Crew, Jr.	All County Judges 2004	All Trial Judges 2004
Strongly Recommend Retain in office	75%	72%	74%
Somewhat Recommend Retain in office	20%	11%	11%
Somewhat Recommend Not Retain in office		6%	5%
Strongly Recommend Not Retain in office	6%	11%	11%

Methodology

Sample: The Colorado Judicial Department provided Talmey-Drake Research & Strategy, Inc. with all the names and addresses of people from its ICON data base who in the previous 12 months had likely been in each judge's courtroom who was up for retention in November 2004. These names and addresses were then supplemented from the Colorado District Attorney's database (Blackstone system) and the databases of jurors, court employees and sheriff's security.

The data was then combined and cleaned. Where there were more than 400 potential respondents, a random sample was drawn. Included in the data cleaning was the identification of potential respondents in the sample who had appeared in more than two judges' courtrooms. Due to concerns about respondent fatigue, no more than two questionnaires were intended to be sent to any one respondent—though there were a few instances where one respondent did receive more than two questionnaires. Where a person had been in more than two judges' courtrooms, the selection criteria for which judges he or she would be sent questionnaires was generally: first, for the judge in whose courtroom the potential respondent had been in most often, and two, the judge with the smallest sample of the judges in whose courtroom the potential respondent had been in.

Survey: Starting in November 2004, each person in the sample database was mailed an initial questionnaire and an introductory letter with a postage-paid return envelope. Those who did not respond to the first questionnaire were then sent a second questionnaire and letter, and in some cases reminder postcards. During this process, the sample was augmented for judges with a particularly low number of completed questionnaires.

Questionnaire: The questionnaire used in the 2004 Judicial Performance Survey asked respondents to use a grade of A, B, C, D, or F (Fail) to assess the judge's performance in five different areas. For attorney these areas were Case Management, Application and Knowledge of Law, Communications, Demeanor and Diligence, and for non-attorney respondents the five were Demeanor, Fairness, Communications, Diligence and Application of Law. These scores were then converted to a numerical value where A = 4, B = 3, C = 2, D = 1 and Fail = 0. Copies of the questionnaires are included at the end of this report.

Response: The response rate is calculated as the number of completed questionnaires divided by the number of eligible respondents who actually received a questionnaire. The following table shows the total number of questionnaires mailed, completed, non-responses & refusals, undeliverables and other responses. The table presents the overall response rate as well as the response rate by the different types of respondents.

<u>Attorney Respondents</u>	<u>Total Sent</u>	<u>Completed</u>	<u>Refused/ Nonre- sponse</u>	<u>Unde- livered</u>	<u>Other</u>	<u>Response Rate</u>
District Attorney	719	394	7	69	9	60.6%
Attorney For Defendant	2,219	1,040	17	218	24	52.0%
Guardian ad Litem	131	79	0	10	1	65.3%
Unknown Attorney Type	5,378	2,170	56	751	88	46.9%
Attorney Total	8,447	3,683	80	1,048	122	49.8%

<u>Non-Attny Respondents</u>	<u>Total Sent</u>	<u>Completed</u>	<u>Refused/ Nonre- sponse</u>	<u>Unde- livered</u>	<u>Other</u>	<u>Response Rate</u>
Law Enforcement	3,111	916	55	672	3	37.6%
Employee	1,739	976	18	224	0	64.4%
Defendant	12,171	1,620	148	2,439	27	16.6%
Plaintiff	3,617	881	66	500	11	28.3%
Juror	4,488	1,632	117	511	15	41.0%
Victim	552	83	11	101	2	18.4%
Other	1,650	222	25	373	8	17.4%
Non-attorney Total	27,328	6,330	440	4,820	66	28.1%
Total	35,775	10,013	520	5,868	188	33.5%

A similar table showing the response count and cooperation rate for your survey is provided at the end of this methodology section.

Results: The results of the Survey are in two main sections: Attorney Respondents and Non-attorney Respondents. Within each main section are three subsections: graphs displaying average grades for each section and question, the percentage distribution of grades, and respondent comments.

Graphs: The graphs visually display the overall average numerical grades received for all grade questions, each section and each question compared to averages for all district or county judges, and all trial judges for which 2004 surveys were conducted. Questions relating to bias toward the defense or prosecution, sentencing and retention recommendation are also graphed.

Percentage Distribution of Grades: This section shows the percentage of each grade received on each question plus the bias, sentencing and retention questions. An average grade point for each graded question is computed and shown in the results section. A letter grade is also assigned to each grade point according to the following scale.

A = 4.00	B = 3.00 to 3.33	C = 2.00 to 2.33	D = 1.00 to 1.33
A— = 3.68 to 3.99	B— = 2.67 to 2.99	C— = 1.67 to 1.99	D— = 0.67 to 0.99
B+ = 3.34 to 3.66	C+ = 2.34 to 2.66	D+ = 1.34 to 1.66	Fail = 0.00 to 0.67

This section also includes two comparative columns of results: one comparative column shows the results for that question for all county or district judges (as appropriate) surveyed in 2004, along with a second comparative column showing the results for all trial judges in the 2004 survey.

Comments: Each respondent was encouraged to comment on the judge's performance. This section contains those comments.

Sampling Error:

All sample surveys are subject to what is known as sampling error—the extent to which the results of the sample survey may differ from what would be obtained if the entire population being surveyed had been interviewed. The size of the sampling error is almost entirely due to the number of people interviewed for the survey and the variance of responses.

The table below shows the extent of sampling error (95%-confidence interval) for various sizes of random samples and sample percentage results.

	Sample Size					
	25	50	100	150	200	300
Percentages near 10% or 90%	± 11.8%	± 8.3%	± 5.9%	± 4.8%	± 4.2%	± 3.4%
Percentages near 20% or 80%	± 15.7%	± 11.1%	± 7.8%	± 6.4%	± 5.5%	± 4.5%
Percentages near 30% or 70%	± 18.0%	± 12.7%	± 9.0%	± 7.3%	± 6.4%	± 5.2%
Percentages near 40% or 60%	± 19.2%	± 13.6%	± 9.6%	± 7.8%	± 6.8%	± 5.5%
Percentages near 50%	± 19.6%	± 13.9%	± 9.8%	± 8.0%	± 6.9%	± 5.7%

For example, suppose a reported percentage is 80% in a sample size of 150, then one could expect that 95% of the time that a random sample of the same size and collected the same way would include the true population percentage within the range of 80% plus or minus 6.4%.

Averages such as grade points also have a 95% confidence interval, however it is not so easily displayed in a table as confidence intervals about a percentage. Suffice it to say that the confidence interval about a score generally increases with smaller sample size.

Judge Robert B. Crew, Jr.

Responses by Type

<i>Role Type</i>	<i>Total Sent</i>	<i>Completes</i>	<i>Refusals</i>	<i>Undeliverable</i>	<i>Other Non- Responses</i>	<i>Coop Rate</i>
District Attorney	16	6	0	4	0	50.0%
Attorney For Defendant	3	2	0	1	0	100.0%
Guardian ad Litem						
Unknown Attorney Type	73	30	3	3	2	42.9%
Sub Total:	92	38	3	8	2	45.2%

Defendant	232	10	3	45	0	5.3%
Plaintiff	1	0	0	0	0	0.0%
Law Enforcement	59	16	1	6	0	30.2%
Employee	22	9	1	3	0	47.4%
Juror	75	18	2	13	0	29.0%
Victim	33	2	0	5	0	7.1%
Other	62	8	1	16	0	17.4%
Sub Total:	484	63	8	88	0	15.9%

Grand Total:	576	101	11	96	2	21.0%
---------------------	------------	------------	-----------	-----------	----------	--------------

Commission on Judicial Performance

2003 Judicial Performance Attorney Questionnaire

Evaluation of
JUDGE _____

Using a grade scale, where an "A" is excellent along with B, C, D or F for fail, please grade the judge on the following. (If you feel that you do not have experience with the judge in a specific area, or just don't know, please circle the number corresponding to "Don't Know/Not Applicable"—DK/NA).

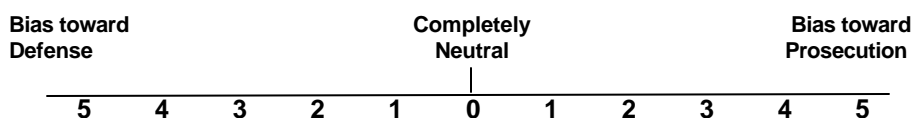
	A	B	C	D	F	DK/ NA
1. Case Management:						
a. Promptly making rulings during trial	4	3	2	1	0	9
b. Beginning court on time.....	4	3	2	1	0	9
c. Allotting appropriate amount of time for cases.....	4	3	2	1	0	9
d. Keeping cases moving according to schedule.....	4	3	2	1	0	9
e. <i>[Civil only]</i> ¹ Assisting parties to reach agreement	4	3	2	1	0	9
f. Maintaining appropriate control over proceedings	4	3	2	1	0	9
g. Promptly ruling on pre-trial motions.....	4	3	2	1	0	9
h. Promptly issuing a decision on the case after trial.	4	3	2	1	0	9
i. Setting reasonable schedules for cases.....	4	3	2	1	0	9
2. Application and Knowledge of Law:						
a. Basing decisions on evidence and arguments.....	4	3	2	1	0	9
b. Giving reasons for rulings.....	4	3	2	1	0	9
c. <i>[Civil only]</i> ¹ Issuing written findings of fact and law.	4	3	2	1	0	9
d. Willing to reconsider error in fact or law.	4	3	2	1	0	9
e. Having knowledge of relevant substantive law	4	3	2	1	0	9
f. Having knowledge of rules of procedure and evidence.....	4	3	2	1	0	9
g. Being able to identify and analyze relevant facts.	4	3	2	1	0	9
h. <i>[Criminal only]</i> ² Issuing consistent sentences when the circumstances are similar.	4	3	2	1	0	9
i. Willing to make decision without regard to possible criticism.	4	3	2	1	0	9
j. Making decisions without fear of being appealed	4	3	2	1	0	9
3. Communications:						
a. Speaking clearly.	4	3	2	1	0	9
b. Making sure all participants understand the proceedings.	4	3	2	1	0	9
c. Using understandable language	4	3	2	1	0	9
d. <i>[District only]</i> Providing written communications that are clear, thorough and well reasoned.....	4	3	2	1	0	9
4. Demeanor:						
a. Giving proceedings a sense of dignity.	4	3	2	1	0	9
b. Treating everyone involved politely.	4	3	2	1	0	9
c. Having empathy with the parties involved.....	4	3	2	1	0	9
d. Treating participants with respect.	4	3	2	1	0	9
e. Presenting a neutral presence on the bench	4	3	2	1	0	9
f. Being consistent in his/her behavior	4	3	2	1	0	9
g. Conducting his/her courtroom in a neutral manner.	4	3	2	1	0	9
h. Giving all participants an opportunity to be heard.	4	3	2	1	0	9
i. Consistently applying laws and rules.....	4	3	2	1	0	9
j. Not engaging in ex parte communications	4	3	2	1	0	9
k. Treating pro se parties fairly.	4	3	2	1	0	9
5. Diligence:						
a. Making tough decisions when necessary.	4	3	2	1	0	9
b. Using good judgment in application of relevant law and rules.....	4	3	2	1	0	9
c. Doing the necessary "homework" and being prepared for his/her cases.....	4	3	2	1	0	9
d. Being willing to handle cases on the docket even when they are complicated and time consuming.	4	3	2	1	0	9
e. Providing prompt access to the court in emergency matters.....	4	3	2	1	0	9

[Continued on Back]


¹ Please answer questions 1e & 2c only if you have observed the judge in a civil case.

² Please answer question 2h only if you have observed the judge in a criminal case.

6. [Criminal cases only]¹ On the scale below, please indicate by circling the appropriate number how biased you think Judge _____ is toward the defense or the prosecution. If you feel Judge _____ is completely unbiased, circle "0."



7. [Criminal cases only]¹ On the scale below, please indicate by circling the appropriate number how lenient or how harsh you think the sentences generally handed down by Judge _____ are. If you feel Judge _____ generally hands down appropriate sentences, circle "0."



8. If an associate were assigned to Judge _____ in a case and asked you for advice, what would you say?

9. What would you say are Judge _____'s strengths?

10. And what would you say are Judge _____'s weaknesses?

11. Is there anything else that you would like to say about Judge _____ ?

12. Keeping in mind your responses to each of the previous questions, how strongly do you recommend that Judge _____ be retained in office, or not retained in office?

Strongly recommend he be retained in office	5
Somewhat recommend he be retained in office	4
Undecided or don't know enough to make recommendation.....	3
Somewhat recommend he not be retained in office	2
Strongly recommend he not be retained in office	1

And why do you think that way about retaining or not retaining Judge _____ ?

Thank you for your time in completing this questionnaire. Please place it in the self-addressed, postage paid enveloped provided, and place it in the mail. Your participation in this survey is very much appreciated.

¹ Please answer questions 6 & 7 only if you have observed the judge in a criminal case.

Commission on Judicial Performance

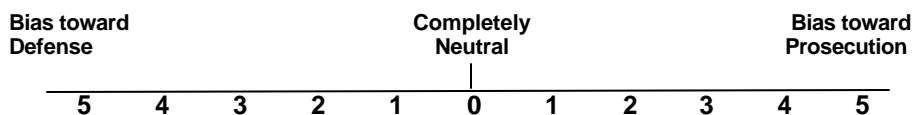
2003 Judicial Performance Questionnaire

Evaluation of
JUDGE _____

Using a grade scale, where an "A" is excellent along with B, C, D or F for fail, please grade the judge on the following. (If you feel that you do not have experience with the judge in a specific area, or just don't know, please circle the number corresponding to "Don't Know/Not Applicable"—DK/NA).


	A	B	C	D	F	DK/ NA
1. Demeanor:						
a. Giving court proceedings a sense of dignity.....	4	3	2	1	0	9
b. Treating participants in the case politely and with respect.....	4	3	2	1	0	9
c. Conducting his/her courtroom in a neutral manner.....	4	3	2	1	0	9
d. Having a sense of compassion and human understanding for those who appear before him/her.....	4	3	2	1	0	9
2. Fairness:						
a. Giving participants an opportunity to be heard.....	4	3	2	1	0	9
b. Treating those involved in the case without bias.....	4	3	2	1	0	9
c. Treating fairly people who represent themselves.....	4	3	2	1	0	9
d. Giving each side enough time to present his or her case.....	4	3	2	1	0	9
3. Communications:						
a. Making sure participants understand the proceedings, and what's going on in the courtroom.....	4	3	2	1	0	9
b. Using language that everyone can understand.....	4	3	2	1	0	9
c. Speaking clearly so everyone in the courtroom can hear what's being said.....	4	3	2	1	0	9
4. Diligence:						
a. Beginning court on time.....	4	3	2	1	0	9
b. Maintaining appropriate control over proceedings.....	4	3	2	1	0	9
c. Setting reasonable schedules for cases.....	4	3	2	1	0	9
d. Being prepared for his/her cases.....	4	3	2	1	0	9
e. Managing court proceedings so that there is little wasted time.....	4	3	2	1	0	9
5. Application of Law:						
a. Giving reasons for rulings.....	4	3	2	1	0	9
b. Willing to make decision without regard to possible outside pressure.....	4	3	2	1	0	9
c. Being able to identify and analyze relevant facts.....	4	3	2	1	0	9

- 6. [If you were in Judge _____'s courtroom during a criminal case or cases please answer this question, otherwise skip to the next question.]** On the scale below, please indicate by circling the appropriate number how biased you think Judge _____ is toward the defense or the prosecution. If you feel Judge _____ is completely unbiased, circle "0."



Continued on Other Side

7. **[If you were in Judge _____'s courtroom during a criminal case or cases please answer this question, otherwise skip to the next question.]** On the scale below, please indicate by circling the appropriate number how lenient or how harsh you think the sentences generally handed down by Judge _____ are. If you feel Judge _____ generally hands down appropriate sentences, circle "0."



8. If a friend of yours was scheduled to appear before Judge _____ as a party in either a civil or criminal case and asked you for advice, what would you tell your friend about Judge _____?

9. What would you say are Judge _____'s strengths?

10. And what would you say are Judge _____'s weaknesses?

11. Is there anything else that you would like to say about Judge _____?

12. Keeping in mind your responses to each of the previous questions, how strongly do you recommend that Judge _____ be retained in office, or not retained in office?

Strongly recommend he be retained in office.....	5
Somewhat recommend he be retained in office.....	4
Undecided or don't know enough to make recommendation.....	3
Somewhat recommend he not be retained in office	2
Strongly recommend he not be retained in office.....	1

And why do you think that way about retaining or not retaining Judge _____?

Thank you for your time in completing this questionnaire. Please place it in the self-addressed, postage paid enveloped provided, and place it in the mail. Your participation in this survey is very much appreciated.